

[54] WRIST WATCH

[76] Inventor: Keizo Muramatsu, 2-30-9, Hatsudai, Shibuya-ku, Tokyo, Japan

[**] Term: 14 Years

[21] Appl. No.: 967,996

[22] Filed: Dec. 8, 1978

[30] Foreign Application Priority Data

Sep. 19, 1978 [JP] Japan 53-39737

[51] Int. Cl. D10-02

[52] U.S. Cl. D10/39; D10/14

[58] Field of Search D10/30, 31, 32, 33, D10/34, 35, 36, 37, 38, 39; 58/88 R, 88 E, 88 G, 88 W, 88 WC, 53, 57, 58, 127 R, 152 R

[56] References Cited

U.S. PATENT DOCUMENTS

D. 93,390	9/1934	Graef	D10/39
1,954,249	4/1934	Kehl	D10/39 X
2,177,234	10/1939	Walser	D10/39 X

OTHER PUBLICATIONS

Jeweler's Circular-Keystone-9/75-p. 129-Watch at top.
Jeweler's Circular-Keystone-3/79-p. 36-Watch at right.

Primary Examiner—Nelson C. Holtje
Attorney, Agent, or Firm—Martin Fleit

[57] CLAIM

The ornamental design for wrist watch, substantially as described and shown.

DESCRIPTION

FIG. 1 is a front perspective view of a wrist watch showing my new design;
FIG. 2 is a front elevational view thereof;
FIG. 3 is an inverted top plan view thereof;
FIG. 4 is a rear elevational view thereof;
FIG. 5 is a right side elevational view thereof, the left side being a mirror image thereto;
FIG. 6 is a cross-sectional view thereof as taken from line A—A of FIG. 2;
FIG. 7 is a cross-sectional view thereof as taken from line B—B of FIG. 2.




FIG. 1




FIG. 3




FIG. 2

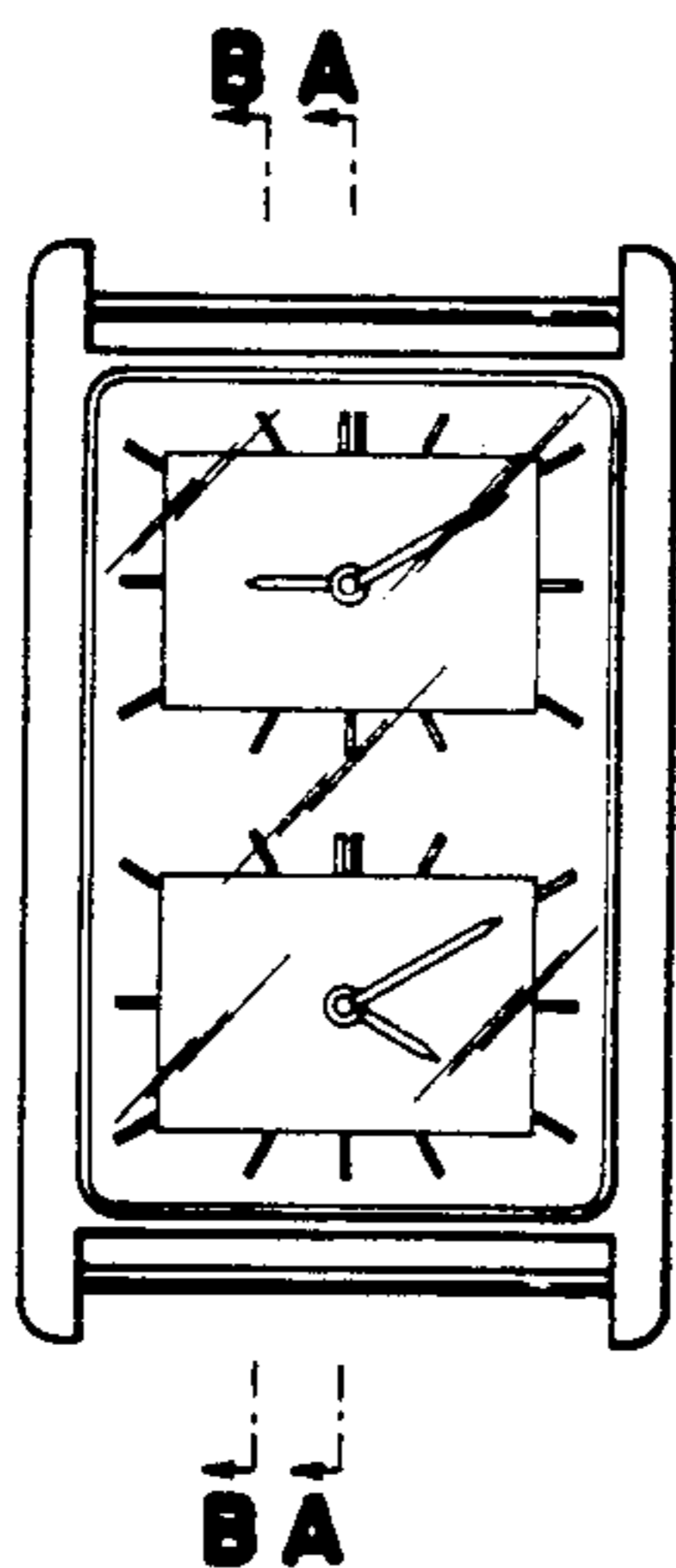


FIG. 4

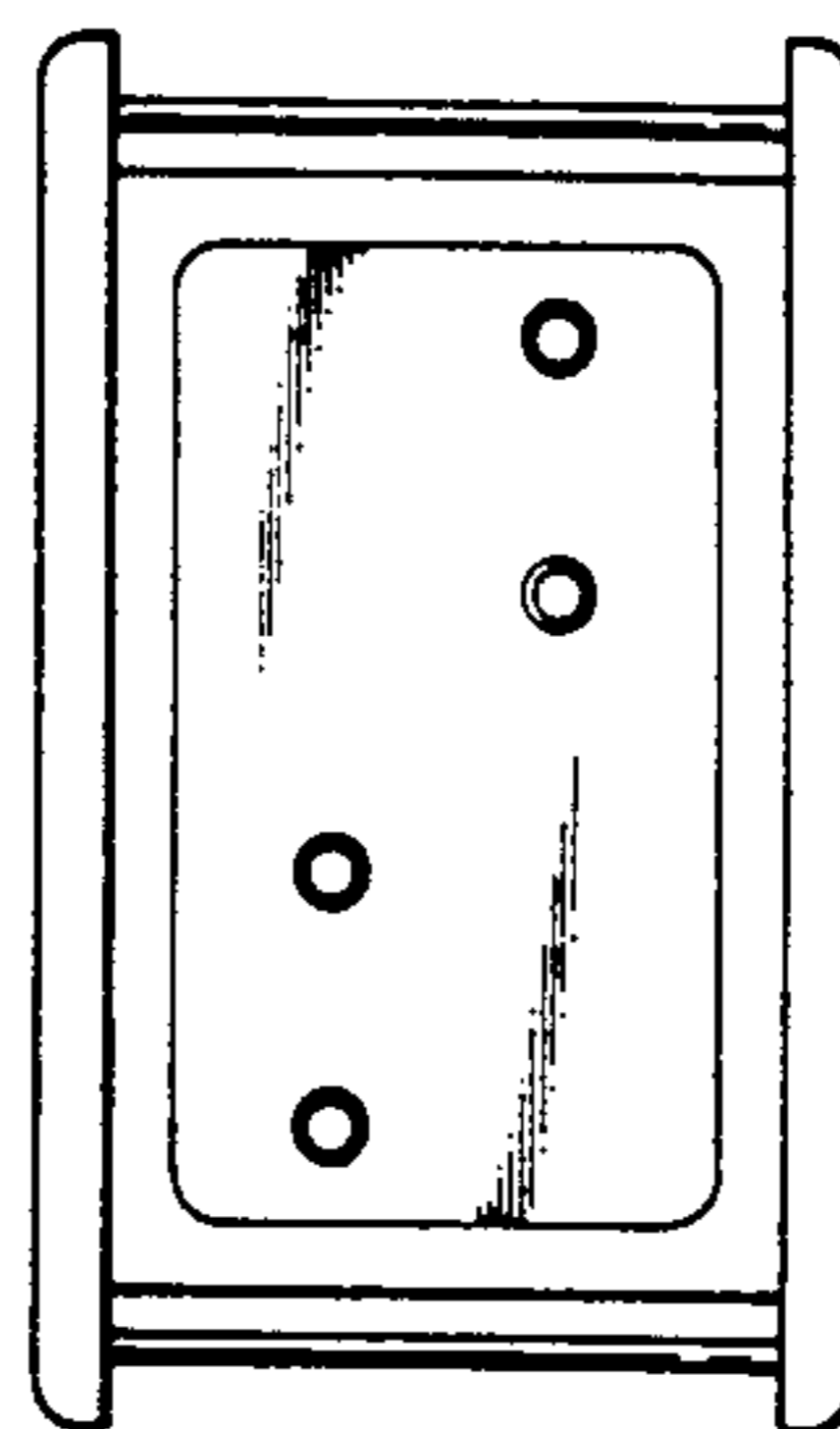


FIG. 5



FIG. 6



FIG. 7

