

[54] **TABLE**

[76] **Inventor:** **Bertrand M. Baker**, 109 N. Warbler La., Sarasota, Fla. 33577

[\*\*] **Term:** **14 Years**

[21] **Appl. No.:** **880,308**

[22] **Filed:** **Feb. 22, 1978**

[51] **Int. Cl.** ..... **D6-03**

[52] **U.S. Cl.** ..... **D6/146; D6/175**

[58] **Field of Search** ..... **D6/147-149, D6/175, 177-179**

[56] **References Cited**

**U.S. PATENT DOCUMENTS**

D. 147,507	9/1947	Prem .....	D6/146
D. 199,315	10/1964	Smith, Jr. ....	D6/146
D. 200,713	3/1965	Pearsall .....	D6/146
D. 239,487	4/1976	Hysten .....	D6/146

**OTHER PUBLICATIONS**

Lloyd Furn. Cat. No. 8-0, outside back cover, Table No. T-6012.

*Primary Examiner*—Bruce W. Dunkins  
*Attorney, Agent, or Firm*—Mason, Fenwick & Lawrence

[57] **CLAIM**

The ornamental design for a table, substantially as shown and described.

**DESCRIPTION**

FIG. 1 is a perspective view of a table embodying my new design;  
FIG. 2 is a front elevational view thereof which would be identical to side and rear elevational views thereof in that the table is symmetrical with respect to a central vertical axis;  
FIG. 3 is a sectional view taken along line 3-3 of FIG. 2;  
FIG. 4 is a top plan view thereof; and  
FIG. 5 is a sectional view taken along line 5-5 of FIG. 4.



FIG. 1.




FIG. 2.

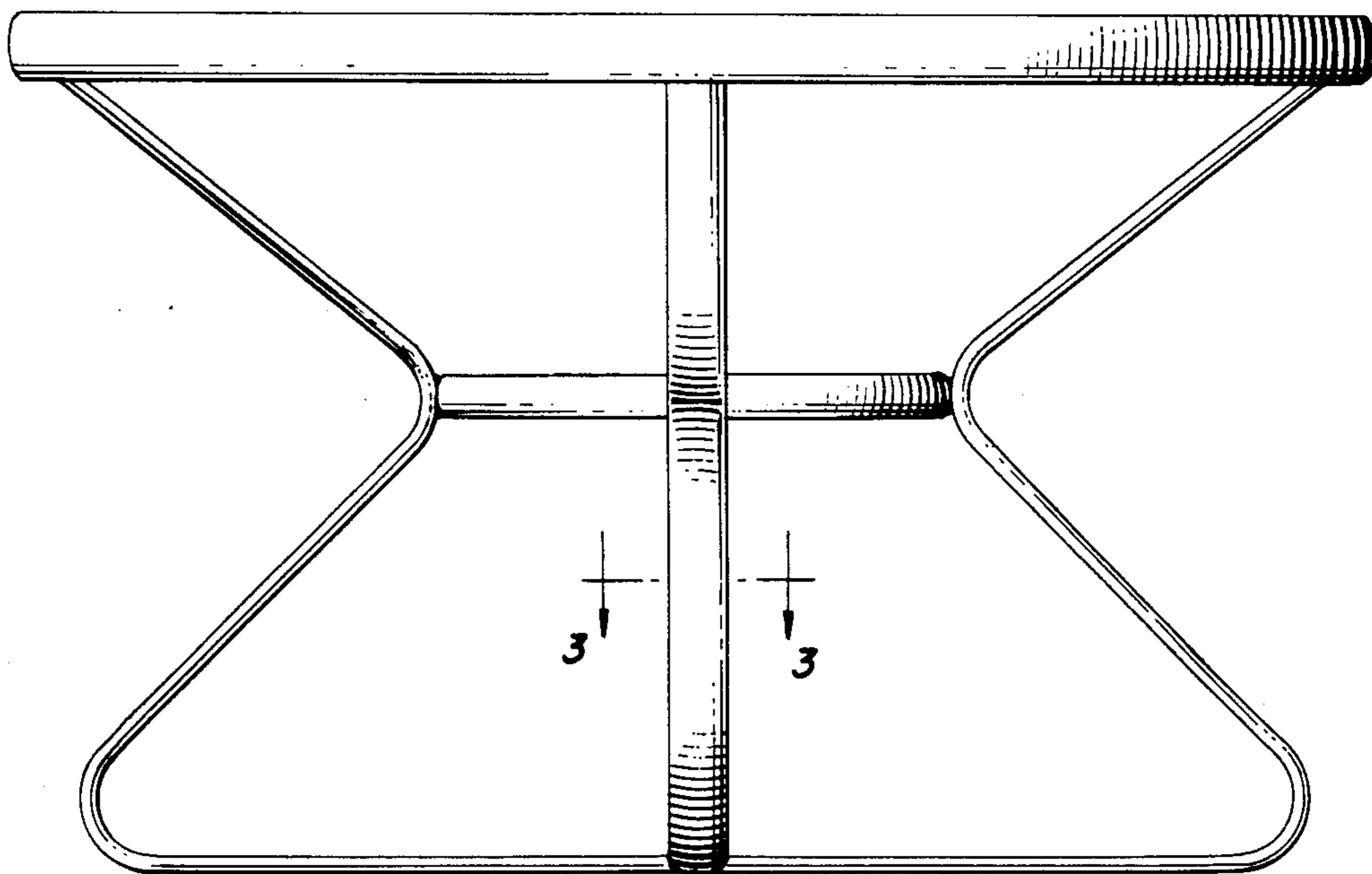


FIG. 3.



FIG. 4.

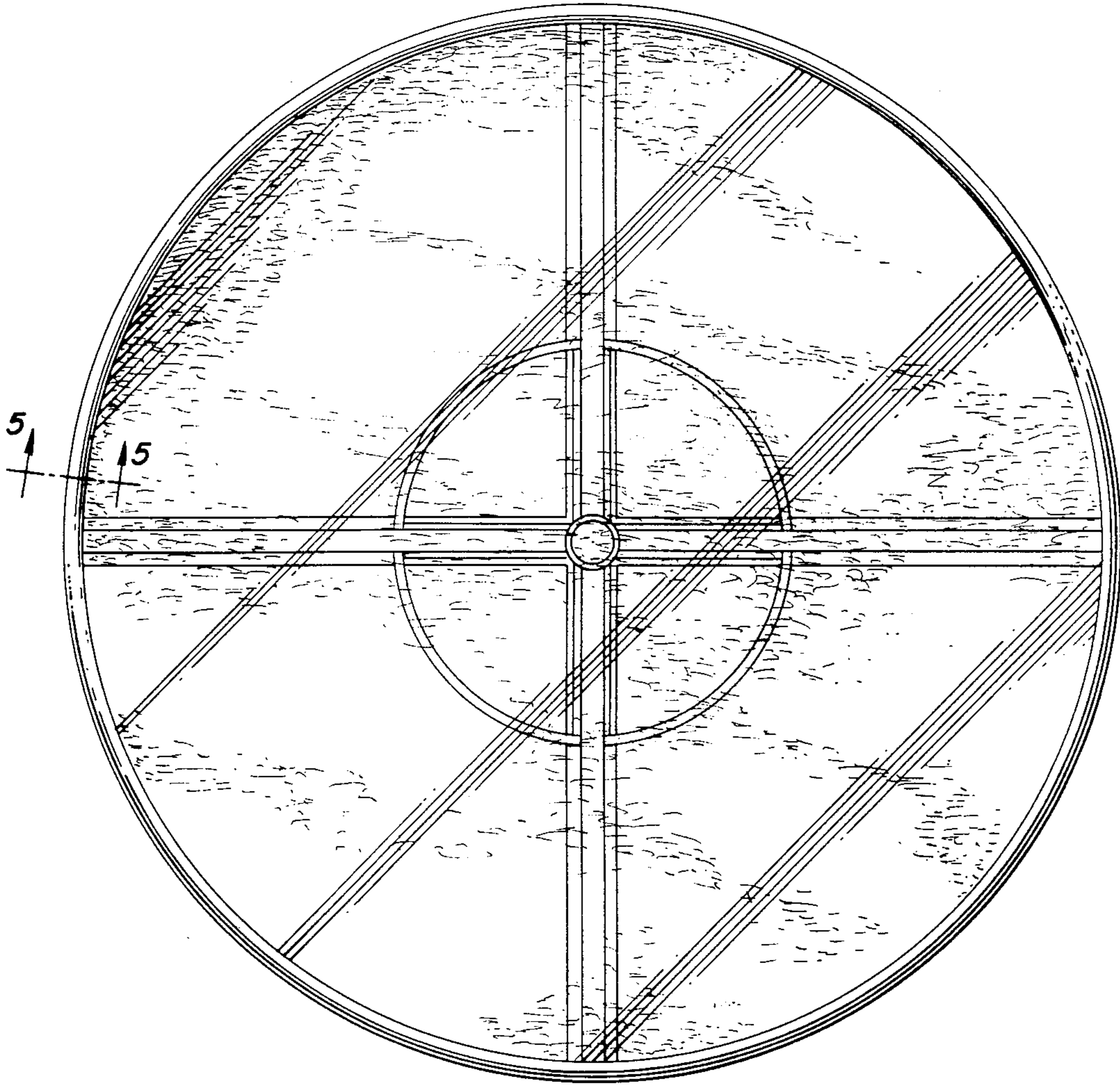


FIG. 5.

