

[54] TENNIS RACKET

[75] Inventor: Minoru Yoneyama, Koshiji, Japan

[73] Assignee: Yonex Sports Kabushiki Kaisha, Koshiji, Japan

[**] Term: 14 Years

[21] Appl. No.: 931,838

[22] Filed: Aug. 4, 1978

[30] Foreign Application Priority Data

Feb. 6, 1978 [JP] Japan 53-3562
Mar. 10, 1978 [JP] Japan 53-8757

[51] Int. Cl. D21-02

[52] U.S. Cl. D21/212

[58] Field of Search D21/212, 213; 273/73 H, 273/73 G, 73 C, 73 R

[56] References Cited

U.S. PATENT DOCUMENTS

D. 227,791 7/1973 Yoneyama D21/212

OTHER PUBLICATIONS

The Sporting Goods Dealer, May 1975, p. 143, lower right, Tennis Racket.

Primary Examiner—Melvin B. Feifer
Attorney, Agent, or Firm—John A. Dienner

[57] CLAIM

The ornamental design for a tennis racket, substantially as shown and described.

DESCRIPTION

FIG. 1 is a front elevational view of a tennis racket showing my new design;

FIG. 2 is a side elevational view thereof;

FIG. 3 is a top plan view thereof;

FIG. 4 is a bottom view thereof;

FIG. 5 is a transverse sectional view of the tennis racket taken along the line of V—V of FIG. 1;

FIG. 6 is a transverse sectional view taken along the plane of line VI—VI of FIG. 1;

FIG. 7 is a front elevational view showing a slightly modified form of my new design; and

FIG. 8 is a side elevational view of the modified form of design shown in FIG. 7.

FIGS. 7 and 8 have the racket strings omitted for convenience of illustration.

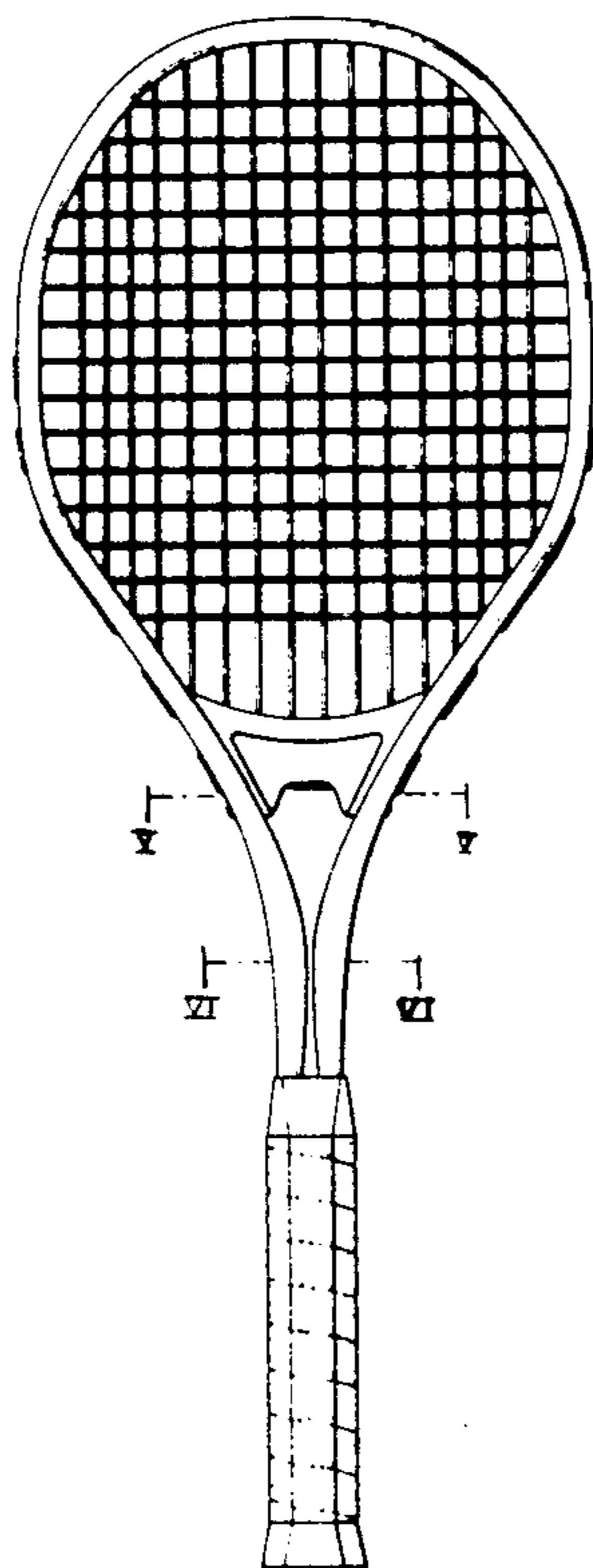


FIG. 1

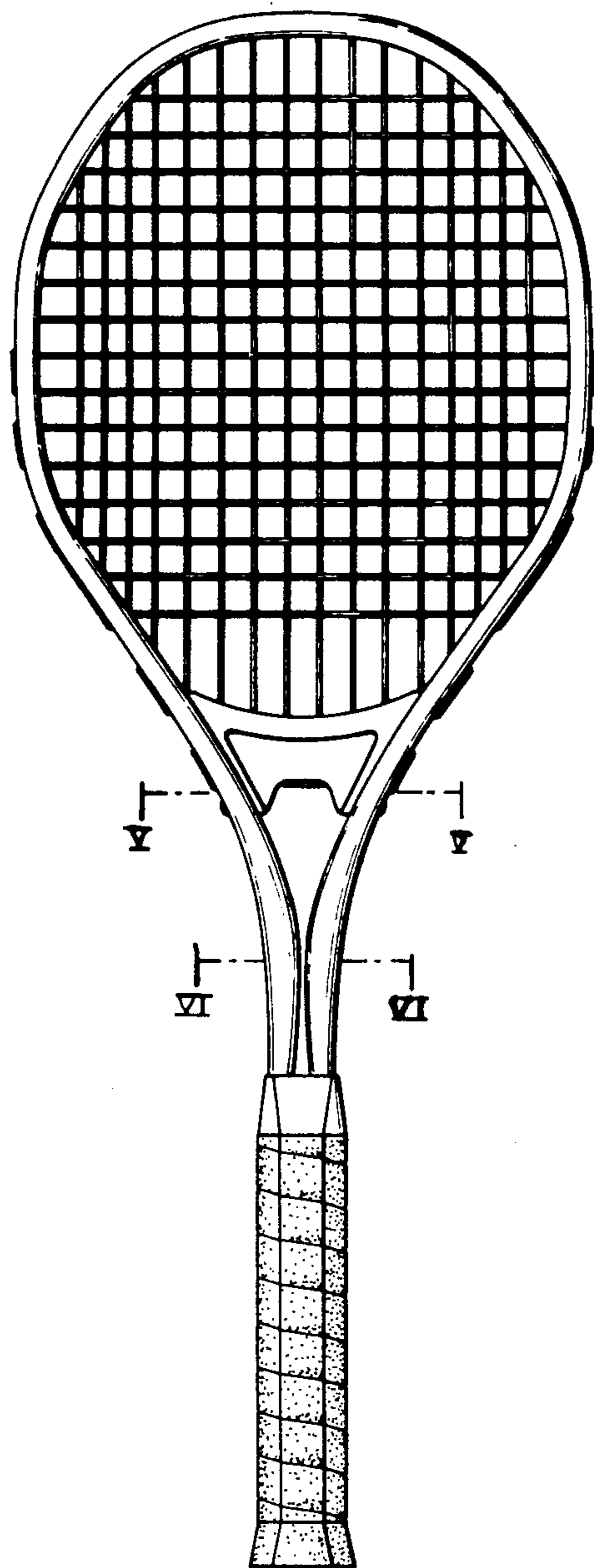


FIG. 2



FIG. 3



FIG. 4

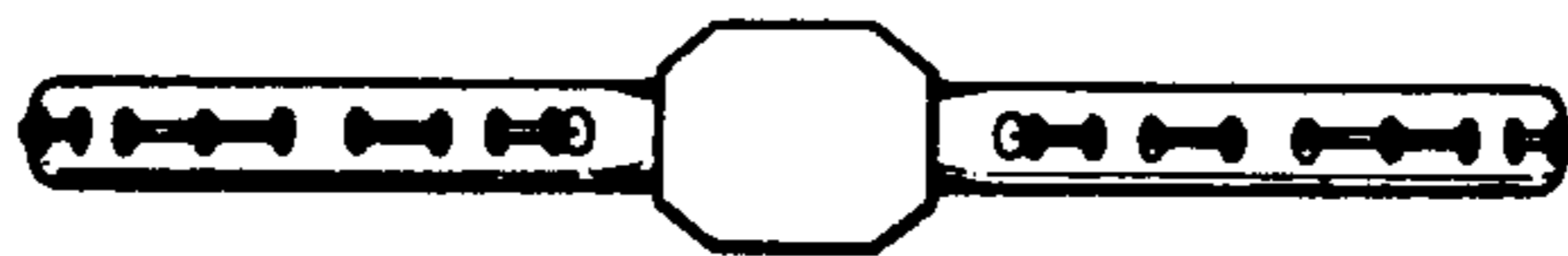


FIG. 5



FIG. 6



FIG. 7

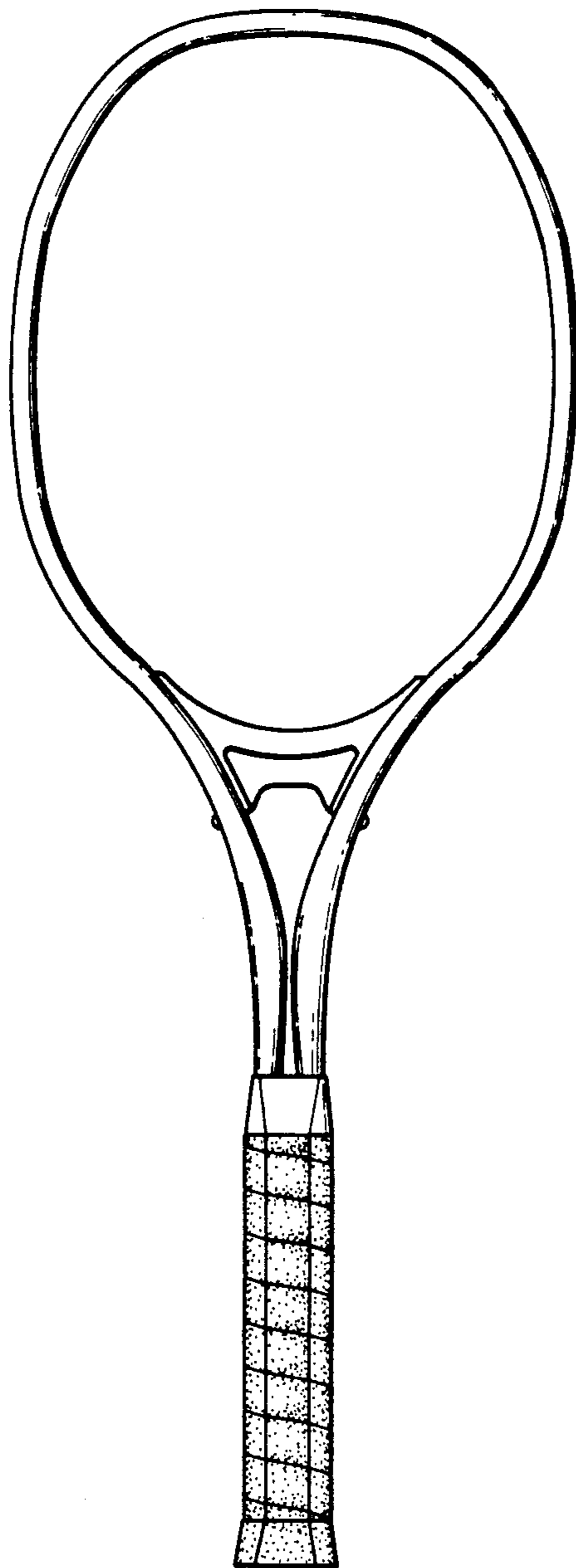


FIG. 8

