

[54] PAPER HOLDING CASSETTE

[76] Inventor: James V. DeGregorio, 34 Park St., Wakefield, Mass. 01880

[**] Term: 14 Years

[21] Appl. No.: 894,587

[22] Filed: Apr. 7, 1978

[51] Int. Cl. D16-03; D19-99

[52] U.S. Cl. D16/32; D19/92

[58] Field of Search D16/32; D14/11; D3/35; D19/75, 78, 86, 90, 92; 206/215, 425, 449, 450, 555; 271/145, 162, 164; 355/72

[56] References Cited

U.S. PATENT DOCUMENTS

D. 192,278 2/1962 Meyer D19/90
1,695,432 12/1928 Lovejoy 206/449 X

OTHER PUBLICATIONS

Xerox Disclosure Journal-Jul./Aug. 1977, vol. 2, No. 4, p. 53, Paper Cassette.

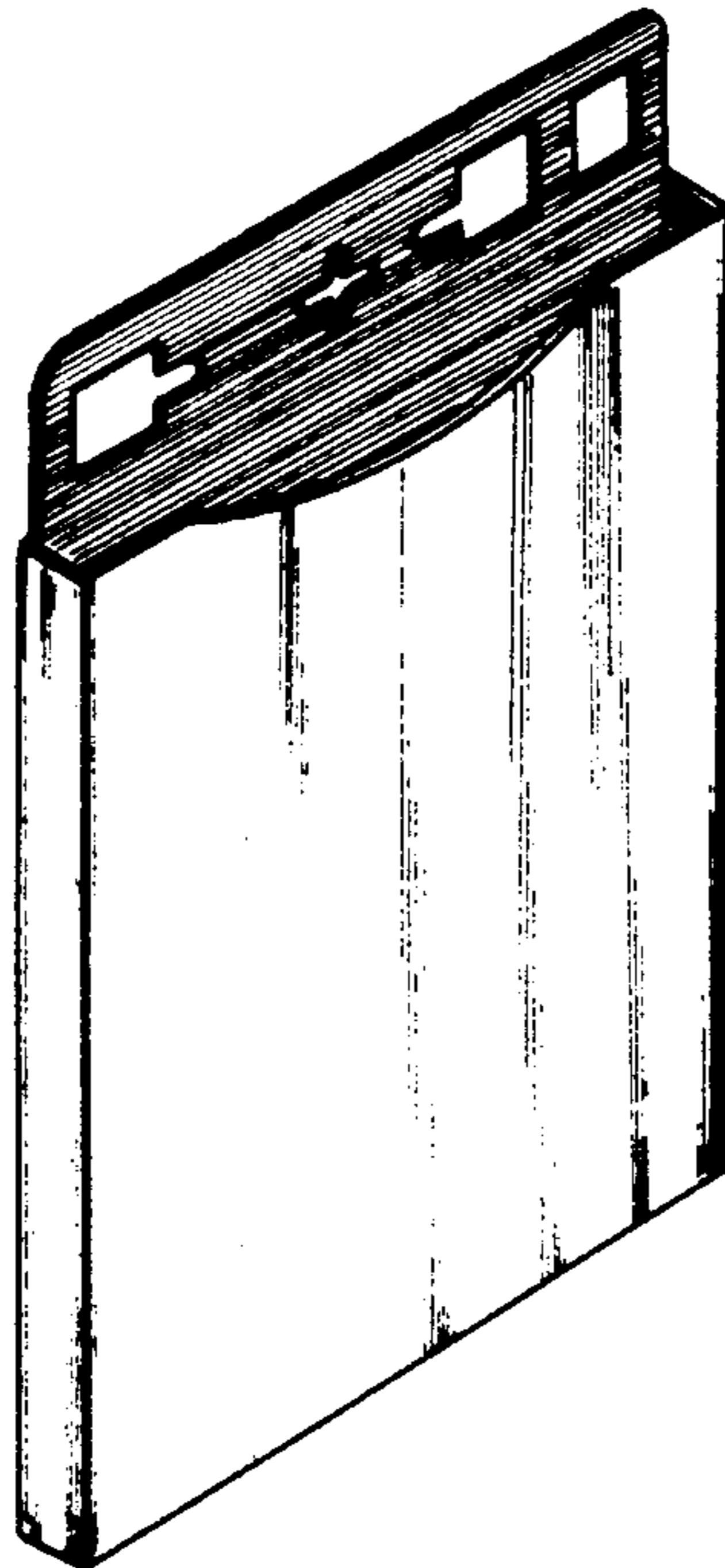
Primary Examiner—Catherine E. Kemper
Attorney, Agent, or Firm—Thomas C. Stover, Jr.

[57] CLAIM

The ornamental design for a paper holding cassette, as shown and described.

DESCRIPTION

FIG. 1 is an isometric view of a paper holding cassette showing my new design;
FIG. 2 is a front elevation view thereof;
FIG. 3 is a top plan view thereof;
FIG. 4 is a bottom plan view thereof;
FIG. 5 is a rear elevation view thereof;
FIG. 6 is a side elevation view thereof;
FIG. 7 is a front elevation view of a second embodiment of a paper holding cassette;
FIG. 8 is a side elevation view thereof;
FIG. 9 is a top plan view thereof;
FIG. 10 is a bottom plan view thereof, and
FIG. 11 is a rear elevation view thereof.



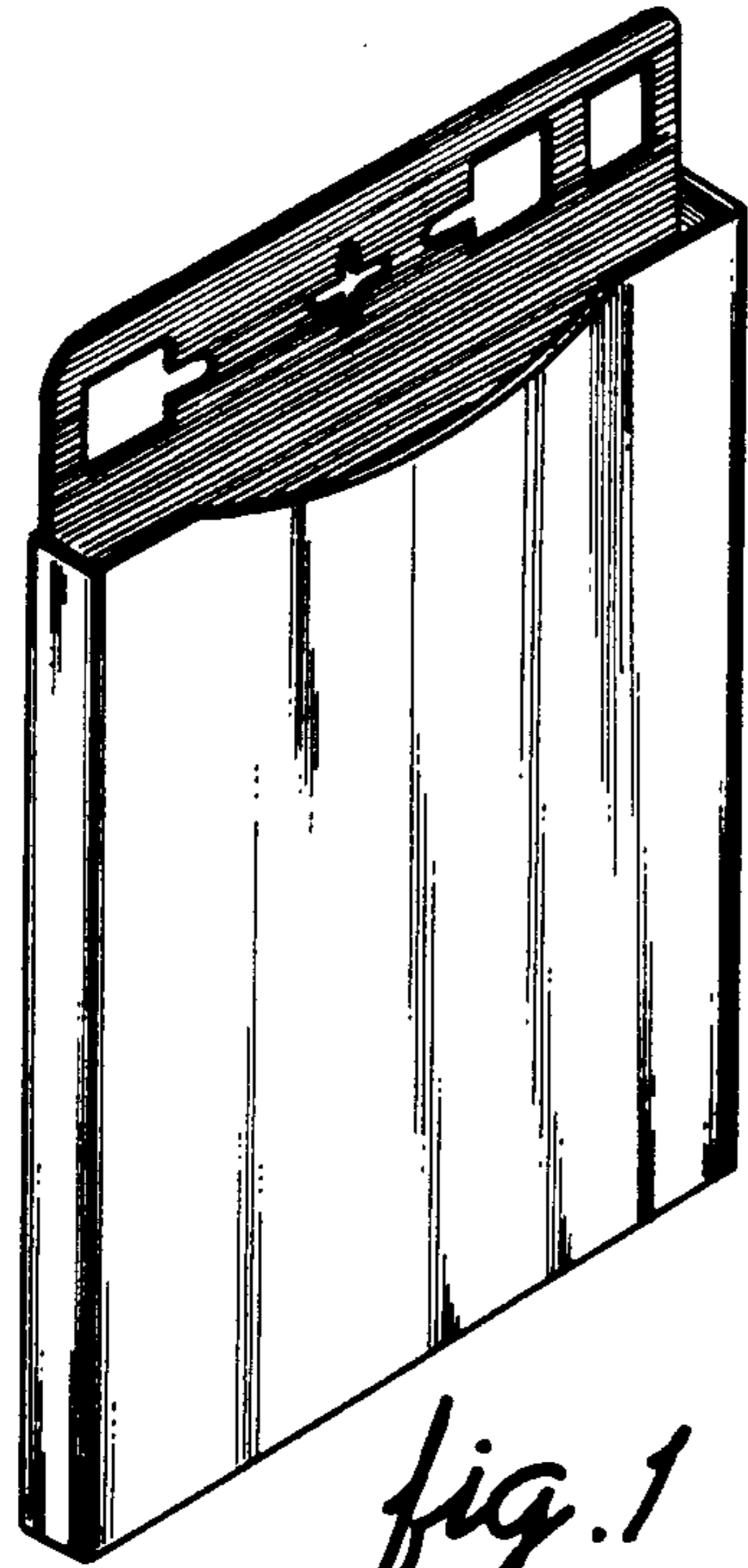


fig. 1




fig. 2

fig. 3



fig. 4




fig. 5




fig. 6

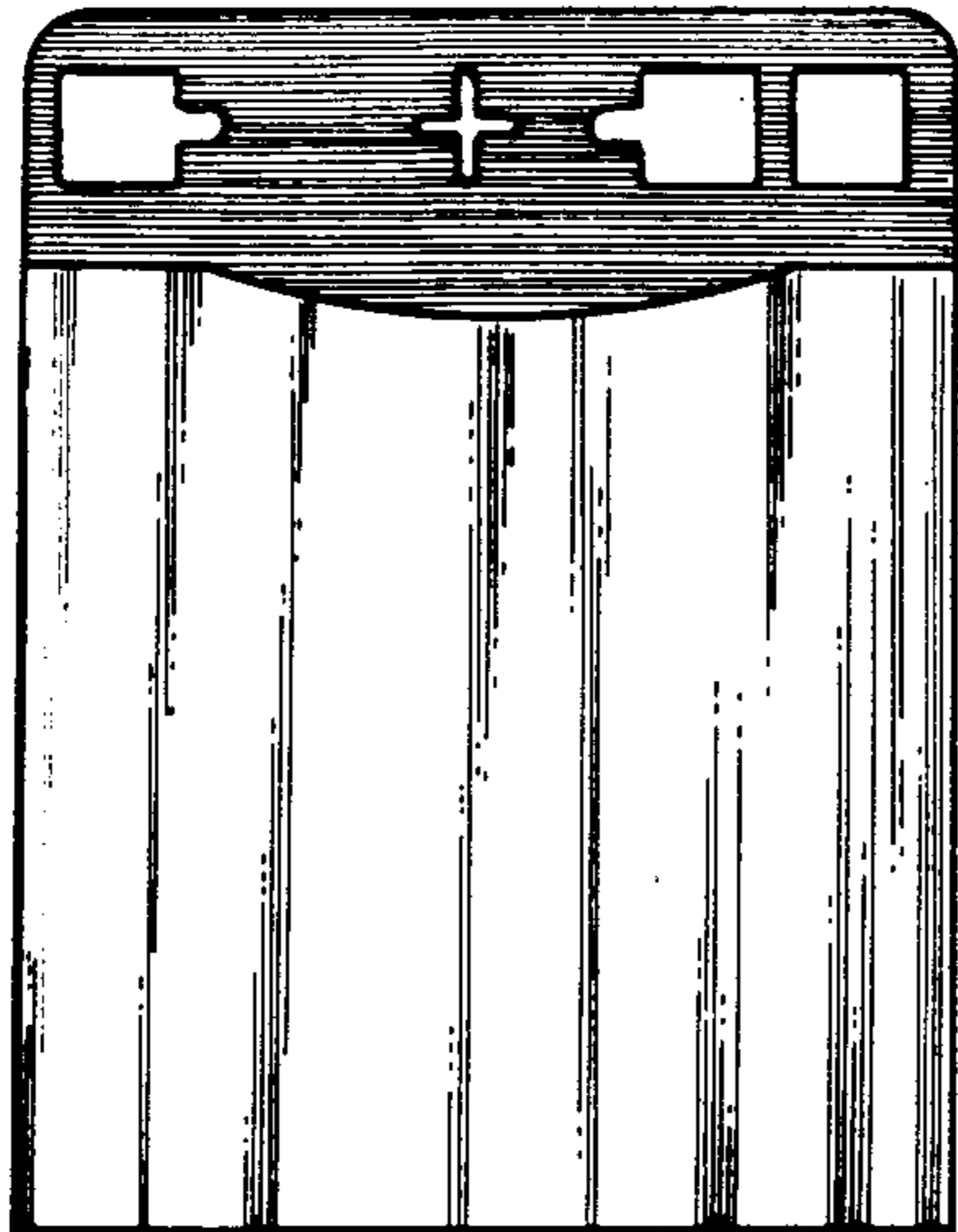


fig. 7




fig. 8



fig. 9




fig. 10



fig. 11