

[54] DECORATIVE STRIP

[76] Inventor: **Wilmatchka Baronet**, Rte. 1, P.O. Box 494, Arroyo Grande, Calif. 93420

[**] Term: **14 Years**

[21] Appl. No.: **880,025**

[22] Filed: **Feb. 21, 1978**

[51] Int. Cl. **D5—04**

[52] U.S. Cl. **D92/1 AF; D33/32 R**

[58] Field of Search **D2/236, 260, 261, 326, D2/328, 355, 380, 384, 392; D6/218, 276; D7/33, 36; D10/111; D18/32; D20/44; D21/51, 108; D25/73, 98; D33/32 R; D59/2 B, 10 H; D64/2 T; D92/1 N, 1 NN, 1 AF**

[56] **References Cited**

U.S. PATENT DOCUMENTS

D. 168,147 11/1952 Delano D33/32 R
2,209,238 7/1940 Sperber 139/383 R

FOREIGN PATENT DOCUMENTS

775548 12/1934 France 139/383 R
604511 5/1960 Italy D10/111

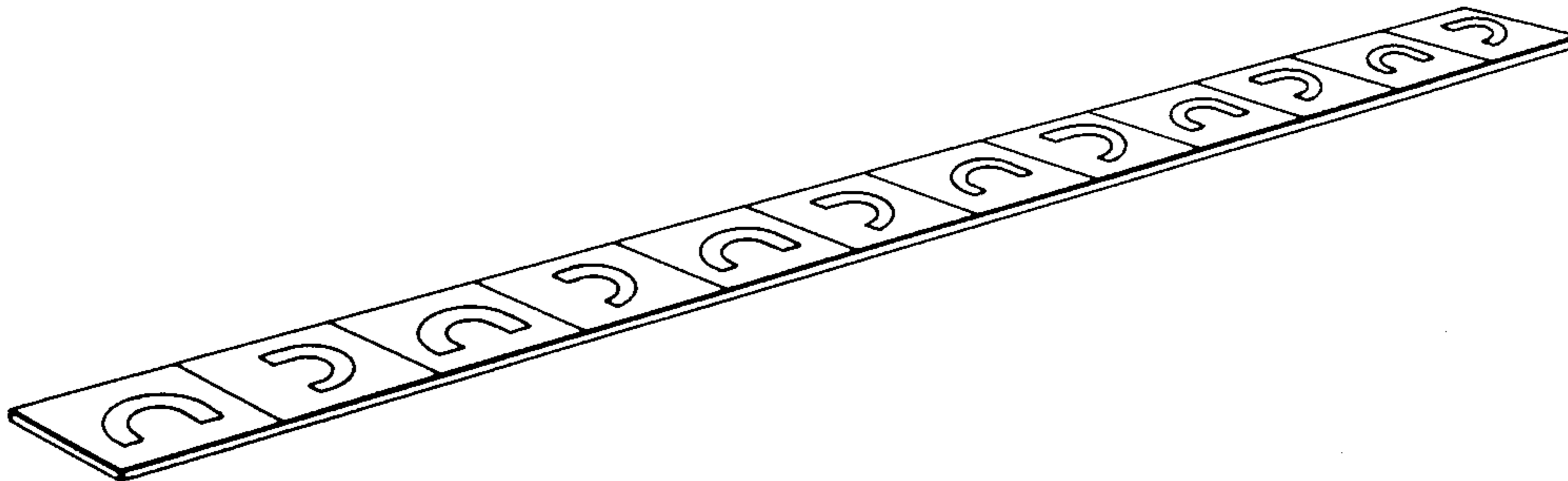
Primary Examiner—George G. Stellar
Attorney, Agent, or Firm—W. Robert Spensley

[57] **CLAIM**

The ornamental design for a decorative strip, substantially as shown.

DESCRIPTION

FIG. 1 is a perspective view of a decorative strip showing my new design;
FIG. 2 is a front view thereof;
FIG. 3 is a back view thereof; and
FIG. 4 is a side view thereof.






FIG. 1

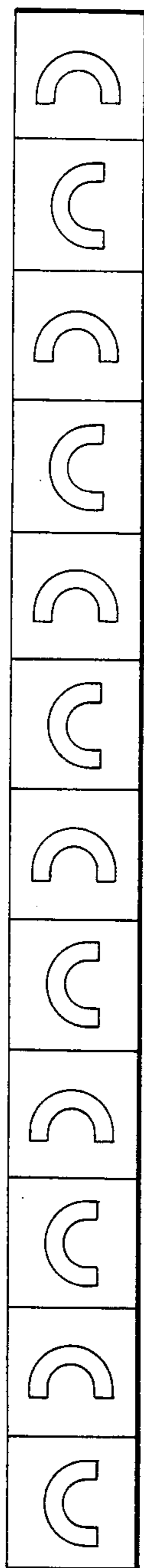


FIG. 2



FIG. 3



FIG. 4