

[54] FIREPLACE GRATE AND ASHPIT STRUCTURE

162,267 4/1875 Bleyley ..... 126/243  
1,318,548 10/1919 Gehrmann ..... 126/243

[76] Inventor: Kenneth H. Hansmeyer, 1011 W. Tecumseh Rd., Norman, Okla. 73069

FOREIGN PATENT DOCUMENTS

590115 7/1947 United Kingdom ..... 126/242

[\*\*] Term: 14 Years

Primary Examiner—Catherine E. Kemper  
Attorney, Agent, or Firm—William R. Laney

[21] Appl. No.: 937,500

[22] Filed: Aug. 28, 1978

[57] CLAIM

The ornamental design for fireplace grate and ashpit structure, substantially as shown and described.

[51] Int. Cl. .... D23—03

[52] U.S. Cl. .... D23/131

[58] Field of Search ..... D23/127, 131;  
126/152 R, 152 A, 152 B, 163 R, 163 A, 164,  
165, 242-245, 280

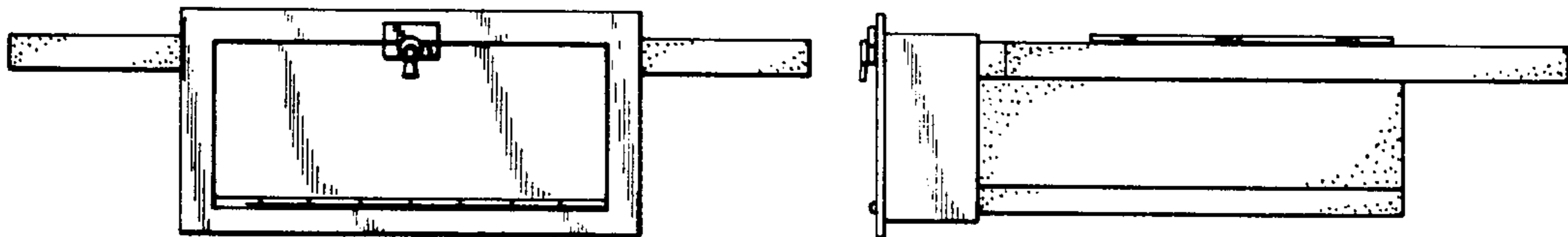
DESCRIPTION

FIG. 1 is a top plan view of a fireplace grate and ashpit structure, showing my new design;  
FIG. 2 is a front elevational view thereof;  
FIG. 3 is a right side elevational view, the left side being a mirror image thereof;  
FIG. 4 is a bottom plan view thereof;  
FIG. 5 is a rear elevational view thereof.

[56] References Cited

U.S. PATENT DOCUMENTS

D. 100,120 6/1936 Otis et al. .... D23/131



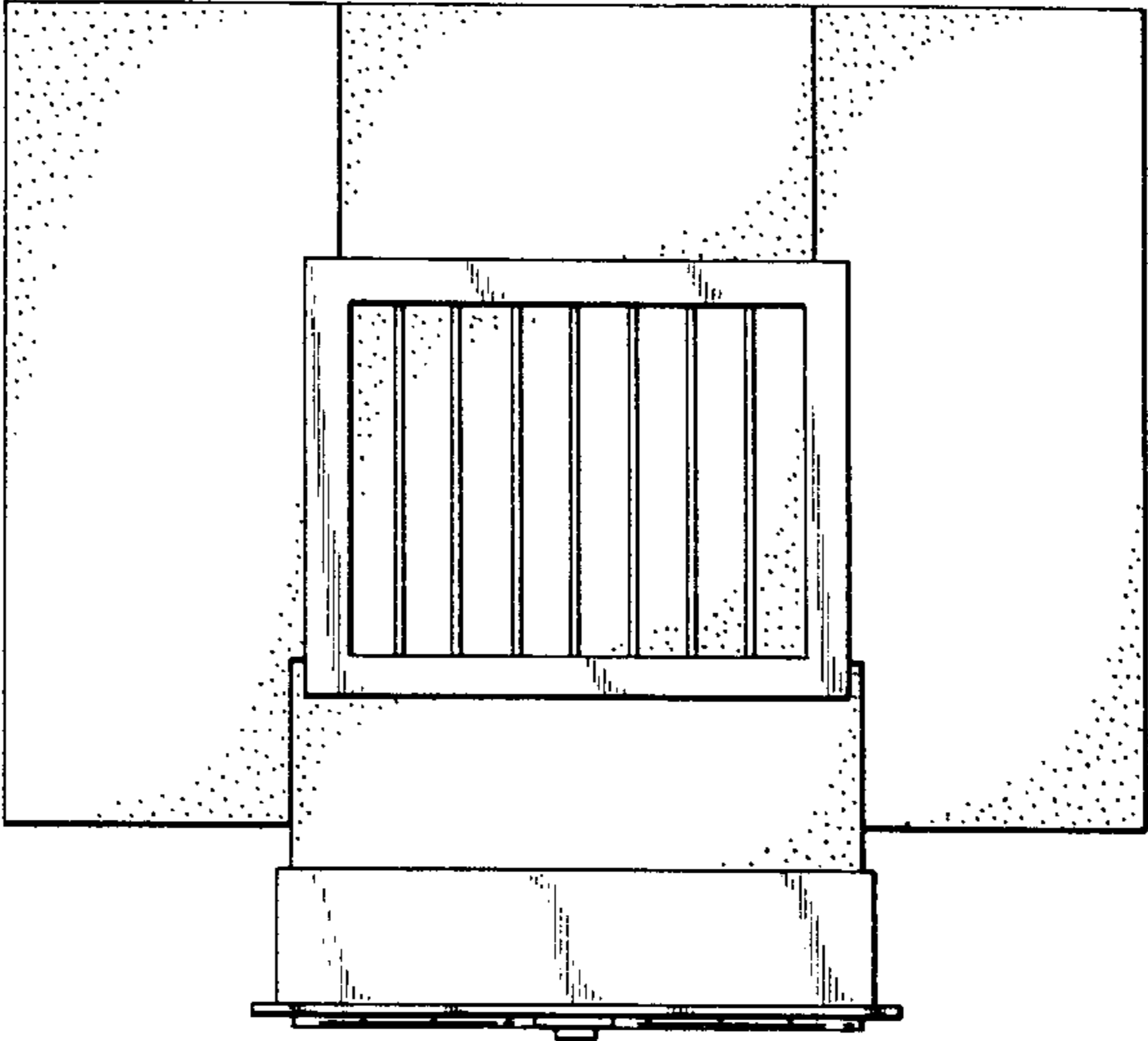


FIG. 1

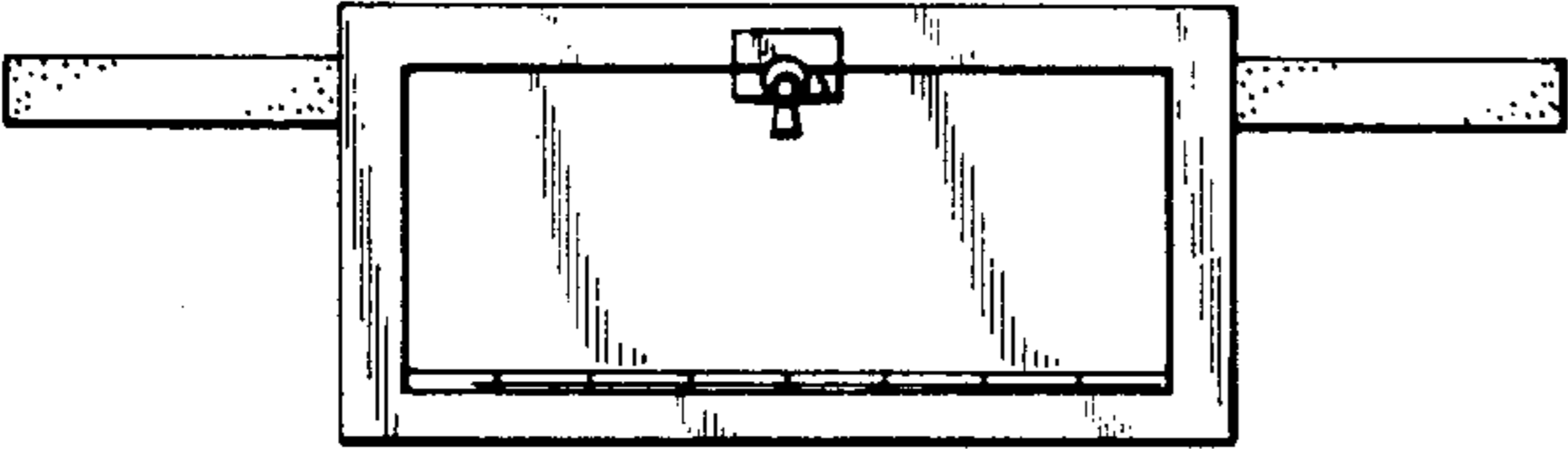


FIG. 2




FIG. 3

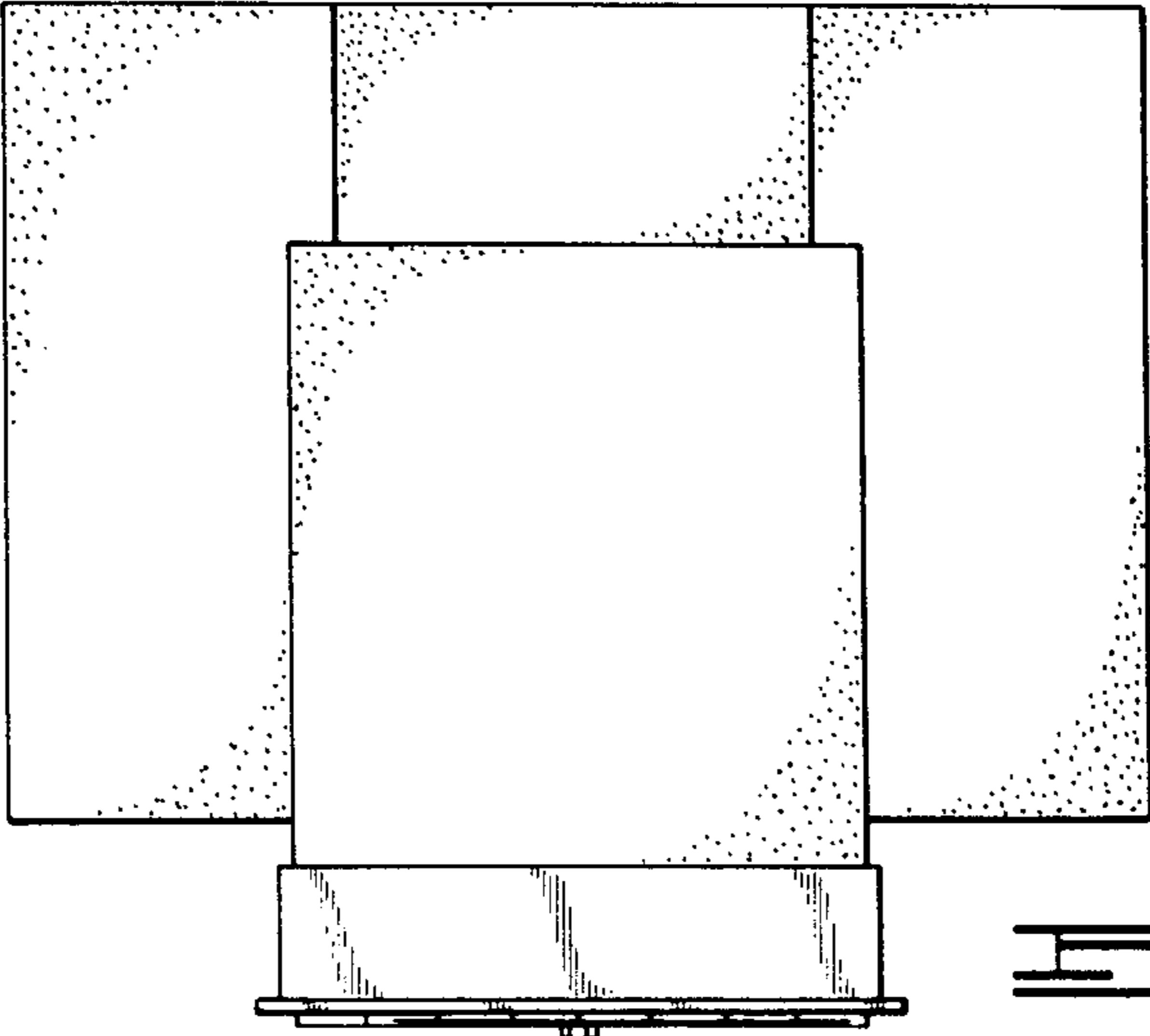


FIG. 4




FIG. 5