

[54] ELECTRONIC CONTROL MODULE FOR ELECTRIC BRAKE OF TOWED VEHICLE

3,780,832 12/1973 Marshall 188/3 R
3,953,084 4/1976 Pittet, Jr. et al. 303/24 R

[75] Inventor: Donald J. Reid, Pleasant Ridge, Mich.

Primary Examiner—Susan J. Lucas
Attorney, Agent, or Firm—Ralph J. Skinkiss

[73] Assignee: Kelsey Hayes Co., Romulus, Mich.

[57] CLAIM

[**] Term: 14 Years

The ornamental design for an electronic control module for electric brake of towed vehicle, substantially as shown and described.

[21] Appl. No.: 893,928

[22] Filed: Apr. 6, 1978

[51] Int. Cl. D13—03

[52] U.S. Cl. D13/32

[58] Field of Search D13/12, 11, 32, 35, D13/40, 41; 361/331, 391; 307/9; 188/3 R, 181 R, 106 R; 303/3, 7, 24 R, 24 C, 20

DESCRIPTION

FIG. 1 is a perspective view of a control module embodying my new design looking from the right front.

FIG. 2 is a front elevational view of the module as shown in FIG. 1.

FIG. 3 is a top view thereof.

FIG. 4 is a left side elevational view thereof.

FIG. 5 is a bottom view thereof.

FIG. 6 is a right side elevational view thereof.


FIG. 7 is a rear view thereof.


FIG. 8 is a fragmentary cross-sectional view taken on line 8—8 of FIG. 2.

[56] References Cited


U.S. PATENT DOCUMENTS

3,425,025 1/1969 Williams 361/331 X
3,569,788 3/1971 Niblack 361/391






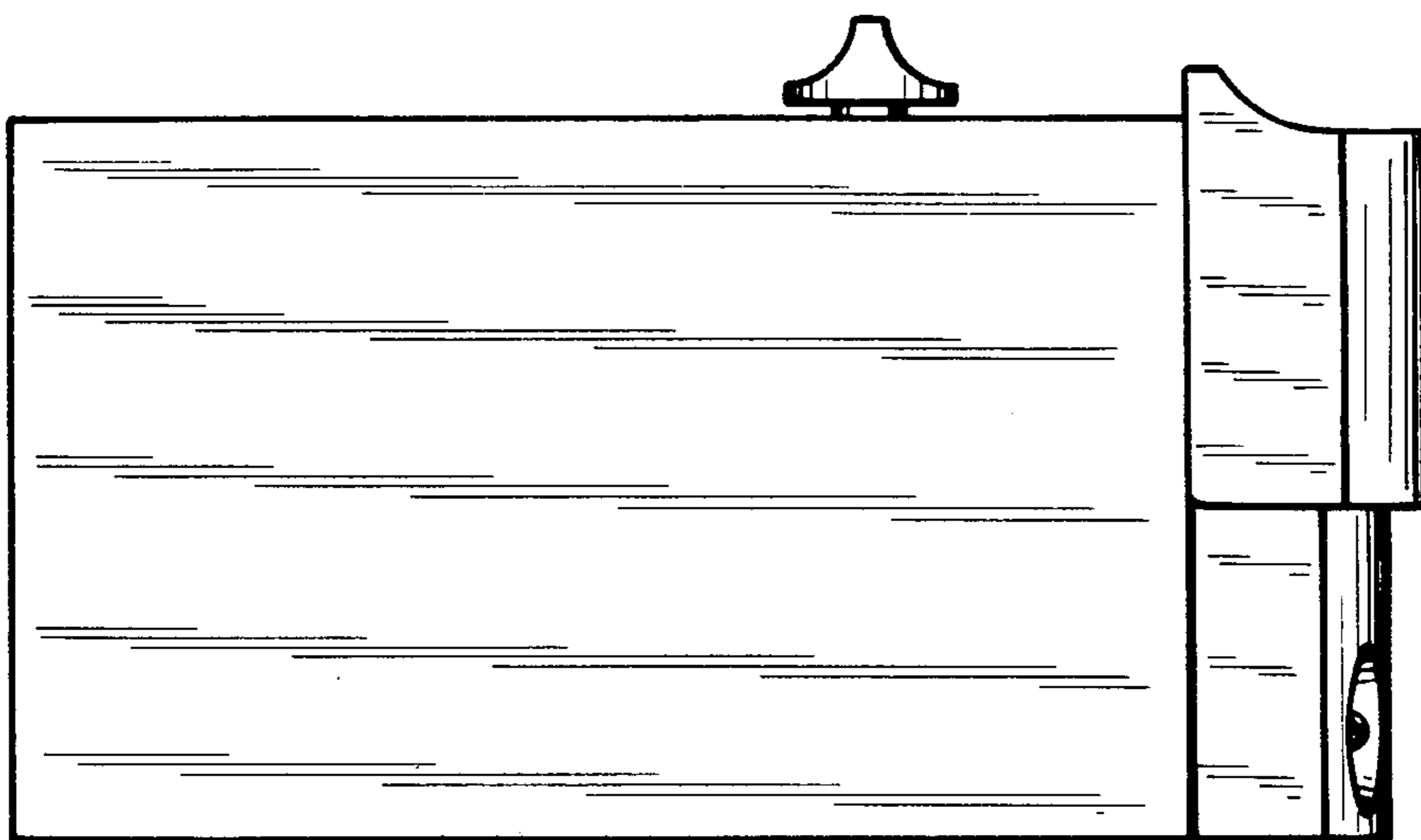
—FIG. 1



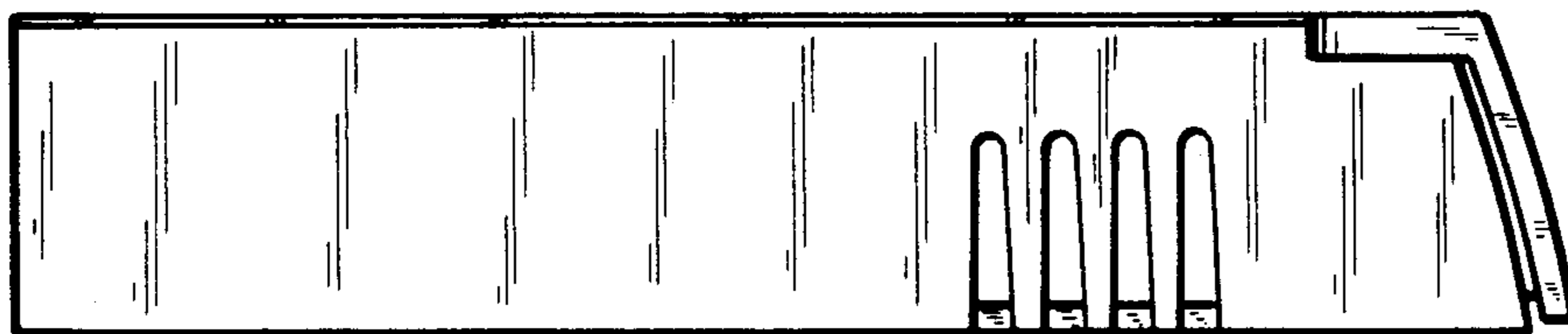
—FIG. 8



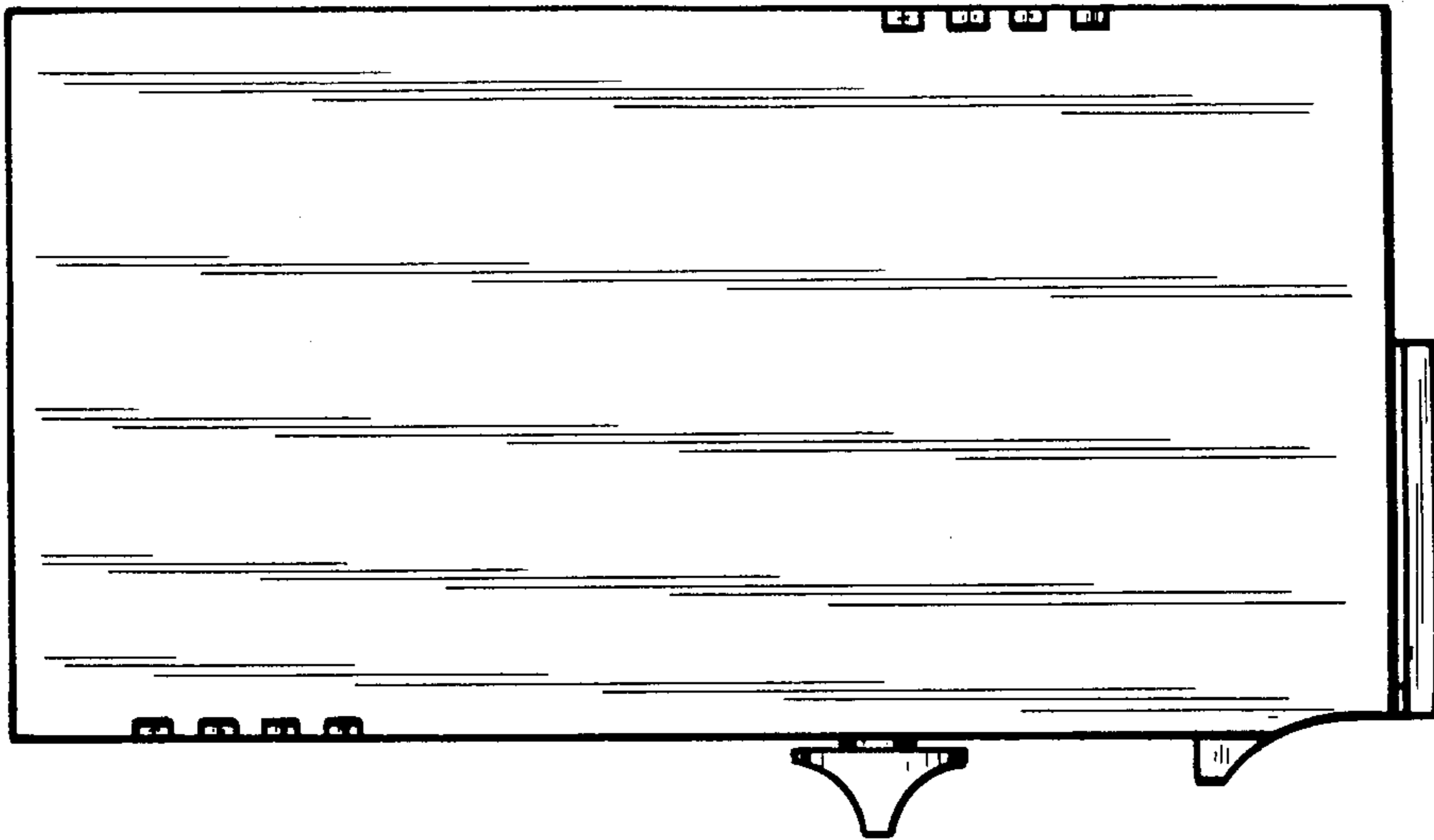
—FIG. 2



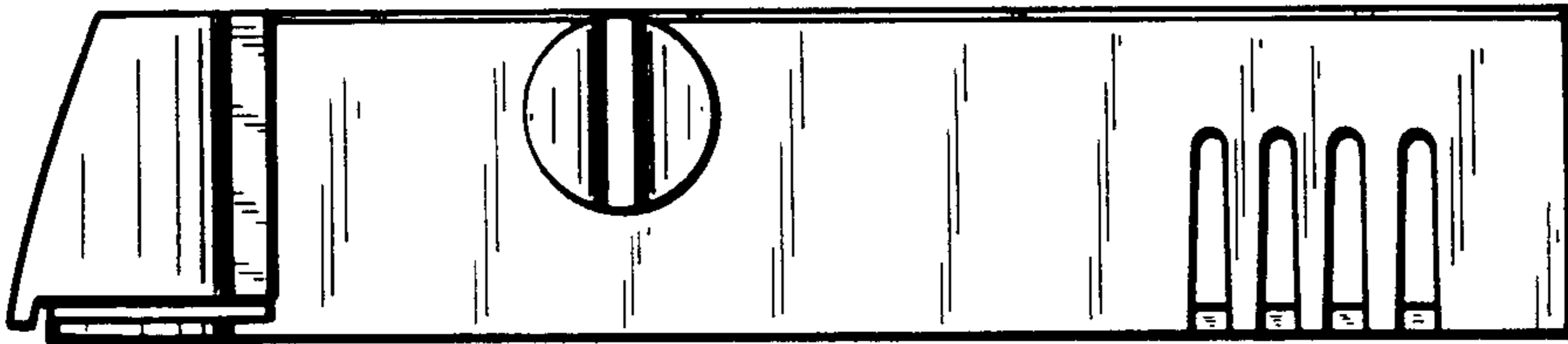
—FIG. 3



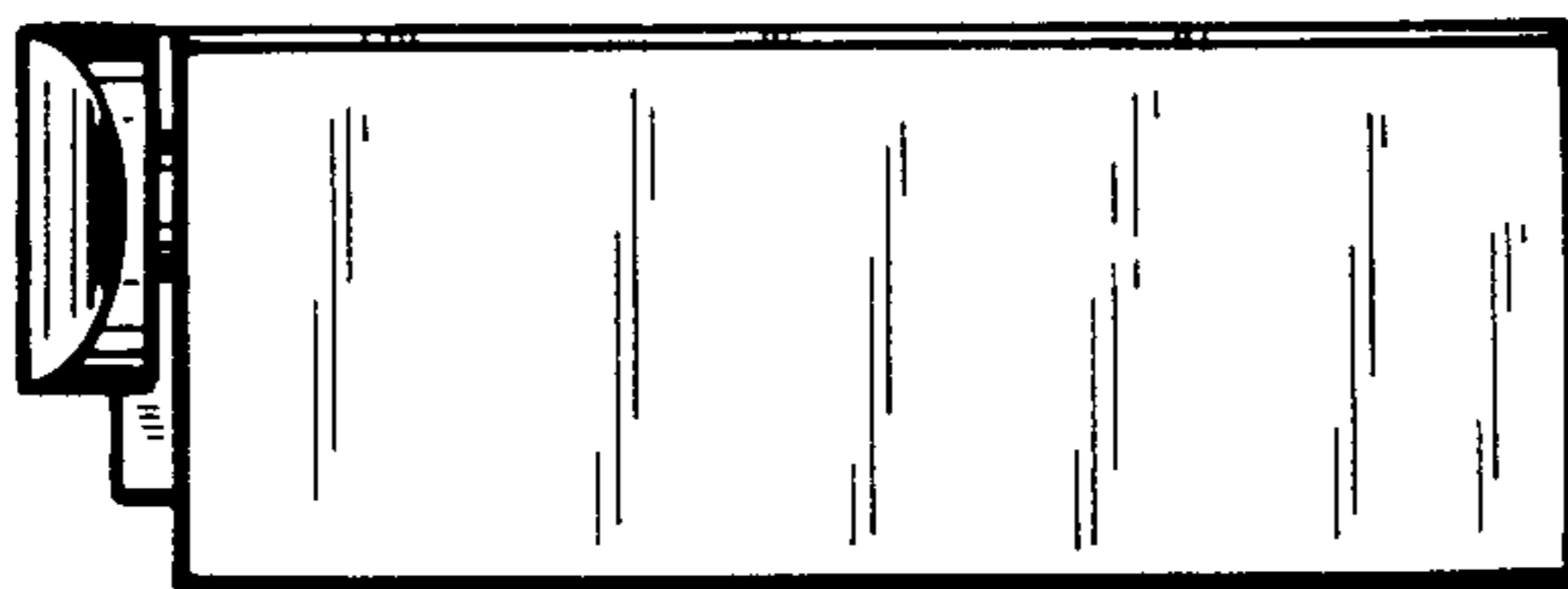
—FIG. 4



—FIG. 5



—FIG. 6



—FIG. 7