

[54] REAR AUTO MAT

[75] Inventor: Dwight N. Wooters, La Grange, Ga.

[73] Assignee: Rubbermaid Specialty Products Inc.,
LaGrange, Ga.

[**] Term: 14 Years

[21] Appl. No.: 961,028

[22] Filed: Nov. 15, 1978

[51] Int. Cl. D12-16

[52] U.S. Cl. D12/203

[58] Field of Search D12/203; D6/209;
296/1 F; 15/215, 217; 428/67

[56] References Cited

U.S. PATENT DOCUMENTS

3,930,084 12/1975 Shields 296/1 F

OTHER PUBLICATIONS

Goodyear Spring & Summer Card Home Merchandise
Catalog, 1969, p. 201, Mat [P] top right side of page.

Primary Examiner—James M. Gandy
Attorney, Agent, or Firm—E. R. Hamilton

[57] CLAIM

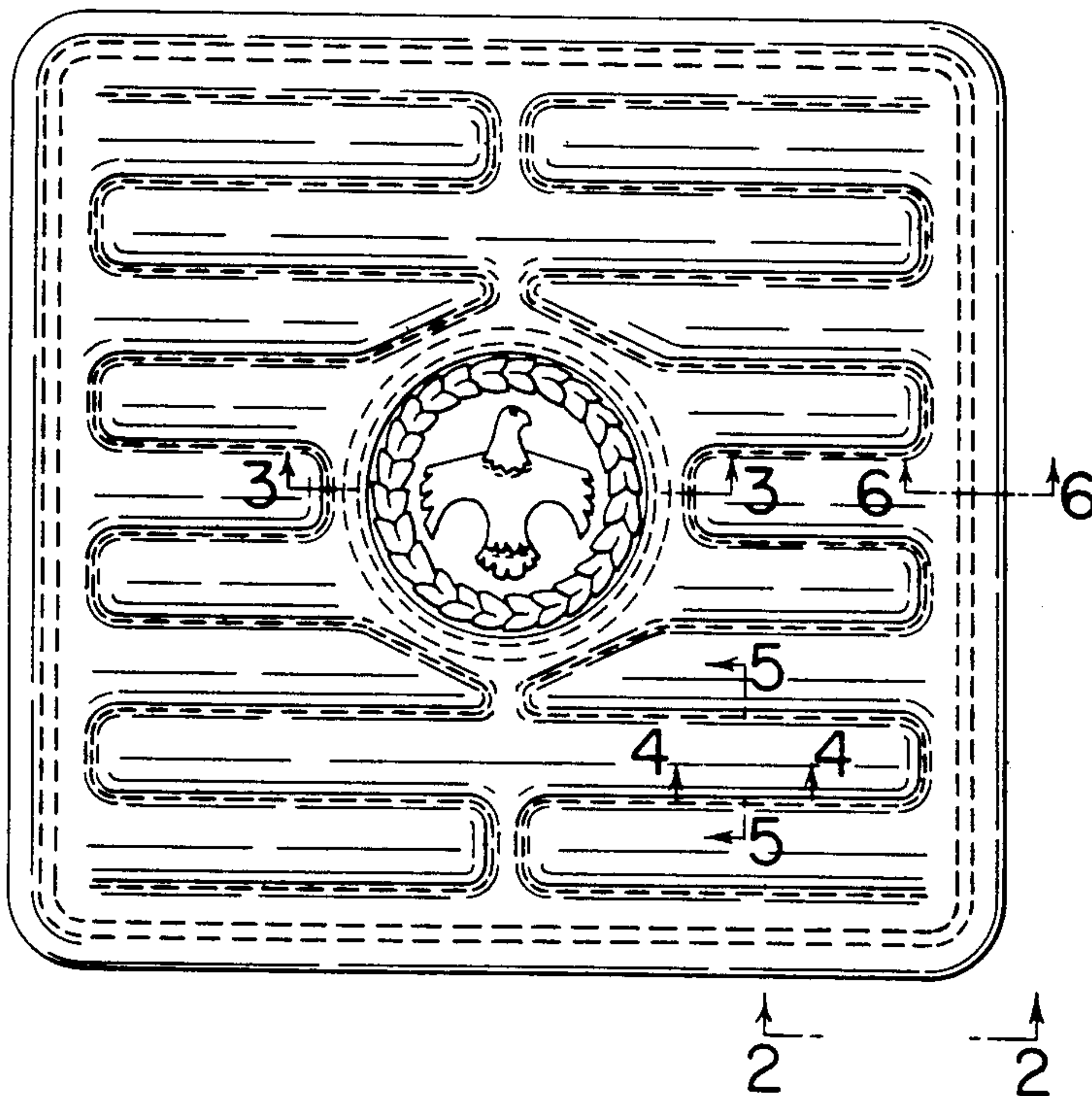
The ornamental design for a rear auto mat, as shown
and described.

DESCRIPTION

FIG. 1 is a top plan view of a rear auto mat showing my
new design with the details omitted and accurately
shown in FIGS. 3, 4, 5 and 6 for convenience of illustration,
it being understood that the broken lines represent
stitching;

FIG. 2 is an enlarged fragmentary end elevational view
looking in the direction of line 2—2 of FIG. 1.

The bottom of the mat is understood to be flat and
unornamented.



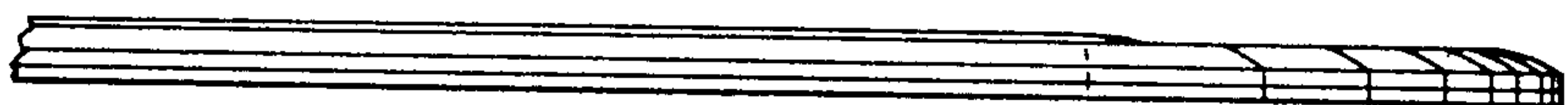
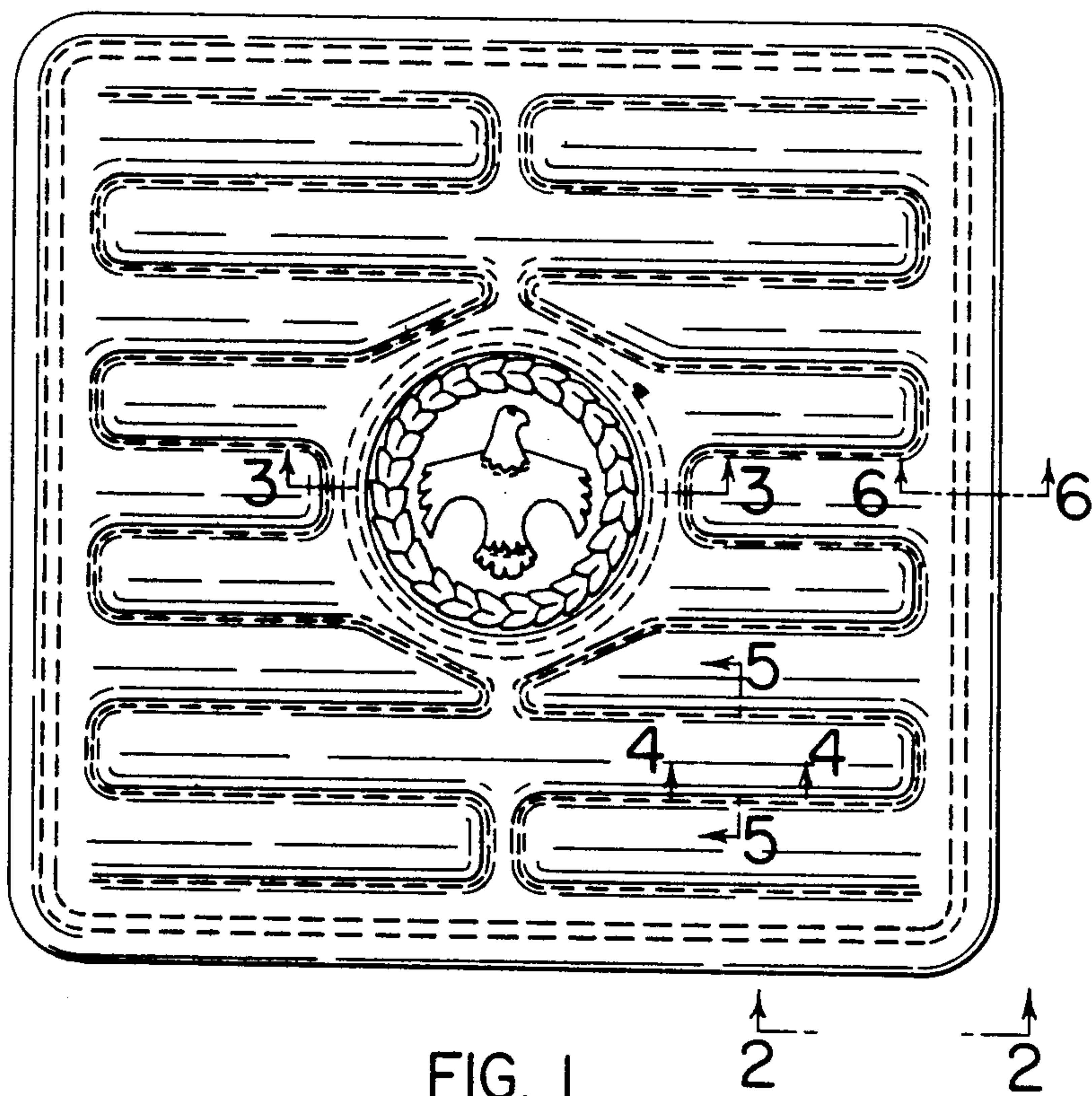


FIG. 2



FIG. 3



FIG. 4



FIG. 5



FIG. 6

UNITED STATES PATENT AND TRADEMARK OFFICE
CERTIFICATE OF CORRECTION

PATENT NO. : Des. 257,969

DATED : January 20, 1981

INVENTOR(S) : Dwight N. Wooters

It is certified that error appears in the above-identified patent and that said Letters Patent are hereby corrected as shown below:

In the DESCRIPTION, after the description of Fig. 2, insert:

FIG. 3 is an enlarged fragmentary sectional view on line 3 - 3 of Fig. 1.

FIG. 4 is an enlarged fragmentary sectional view on line 4 - 4 of Fig. 1.

FIG. 5 is an enlarged fragmentary sectional view on line 5 - 5 of Fig. 1.

FIG. 6 is an enlarged fragmentary sectional view on line 6 - 6 of Fig. 1.

Signed and Sealed this

Fourteenth Day of April 1981

[SEAL]

Attest:

RENE D. TEGTMEYER

Attesting Officer

Acting Commissioner of Patents and Trademarks