

[54] WALL HANGER

[75] Inventor: **Kenneth F. Fischer**, Roseland, N.J.

[73] Assignee: **Acme Metal Goods Manufacturing Company**, Newark, N.J.

[**] Term: **14 Years**

[21] Appl. No.: **22,504**

[22] Filed: **Mar. 21, 1979**

[51] Int. Cl. **D8-08**

[52] U.S. Cl. **D8/370; D8/373**

[58] Field of Search 248/218.1, 218.2, 218.3, 248/249, 302, 303, 339, 216.1, 58, 62, 71; 24/230.5 R; D6/173, 125; 211/119; D8/367, 370, 373, 382, 391, 363

[56] **References Cited**
U.S. PATENT DOCUMENTS

D. 24,540 8/1895 Bickel D8/370

D. 227,393 6/1973 Bickham D8/367 X

1,750,694 3/1930 St. John 248/218.2 X

2,885,169 5/1959 Thiel 248/71

3,032,305 5/1962 Mittenzwei 248/71 X

3,127,144 3/1964 Warner 248/218.2

3,216,684 11/1965 Larson 248/71

3,458,166 7/1969 Lanz 248/218.2

FOREIGN PATENT DOCUMENTS

1286600 1/1962 France 248/71

Primary Examiner—A. Hugo Word
Attorney, Agent, or Firm—Rudolph J. Jurick

[57] **CLAIM**

The ornamental design for a wall hanger, as shown and described.

DESCRIPTION

FIG. 1 is a top plan view of a wall hanger embodying my new design;


FIG. 2 is a left side elevational view thereof;

FIG. 3 is a bottom plan view thereof;

FIG. 4 is a right side elevational view thereof;

FIG. 5 is a front elevational view thereof; and

FIG. 6 is a rear elevational view thereof.






Fig-1

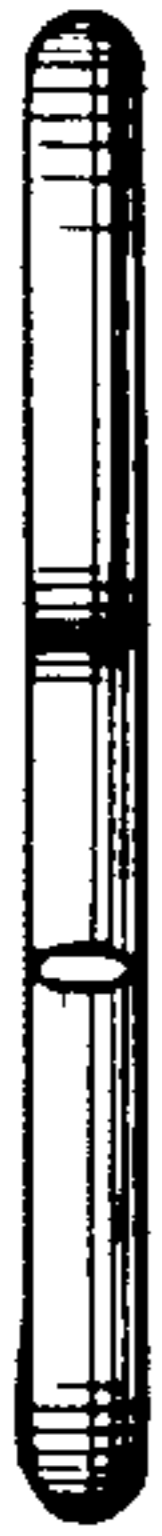


Fig-5




Fig-2

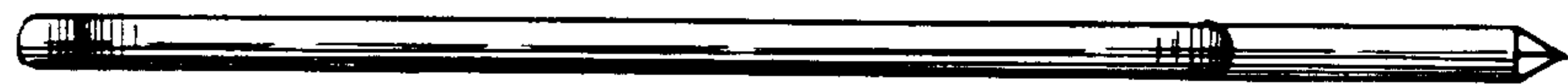


Fig-3



Fig-6




Fig-4