

[54] WALL HANGER

[75] Inventor: Kenneth F. Fischer, Roseland, N.J.

[73] Assignee: Acme Metal Goods Manufacturing Company, Newark, N.J.

[\*\*] Term: 14 Years

[21] Appl. No.: 20,640

[22] Filed: Mar. 15, 1979

[51] Int. Cl. .... D8-08

[52] U.S. Cl. .... D8/370; D8/373

[58] Field of Search ..... 248/218.1, 218.2, 218.3, 248/249, 302, 303, 339, 216.1, 58, 62, 71; 24/230.5 R; D6/113, 125; 211/119; D8/367, 370, 373, 288, 391, 363

[56] References Cited

U.S. PATENT DOCUMENTS

- D. 24,540 8/1895 Bickel ..... D8/370
- D. 227,393 6/1973 Bickham ..... D8/367 X
- 1,750,694 3/1930 St. John ..... 248/218.2 X

- 2,885,169 5/1959 Thiel ..... 248/71
- 3,032,305 5/1962 Mittenzwei ..... 248/71 X
- 3,127,144 3/1964 Warner ..... 248/218.2
- 3,216,684 11/1965 Larson ..... 248/71
- 3,458,166 7/1969 Lanz ..... 248/218.2

FOREIGN PATENT DOCUMENTS

- 1286600 1/1962 France ..... 248/71

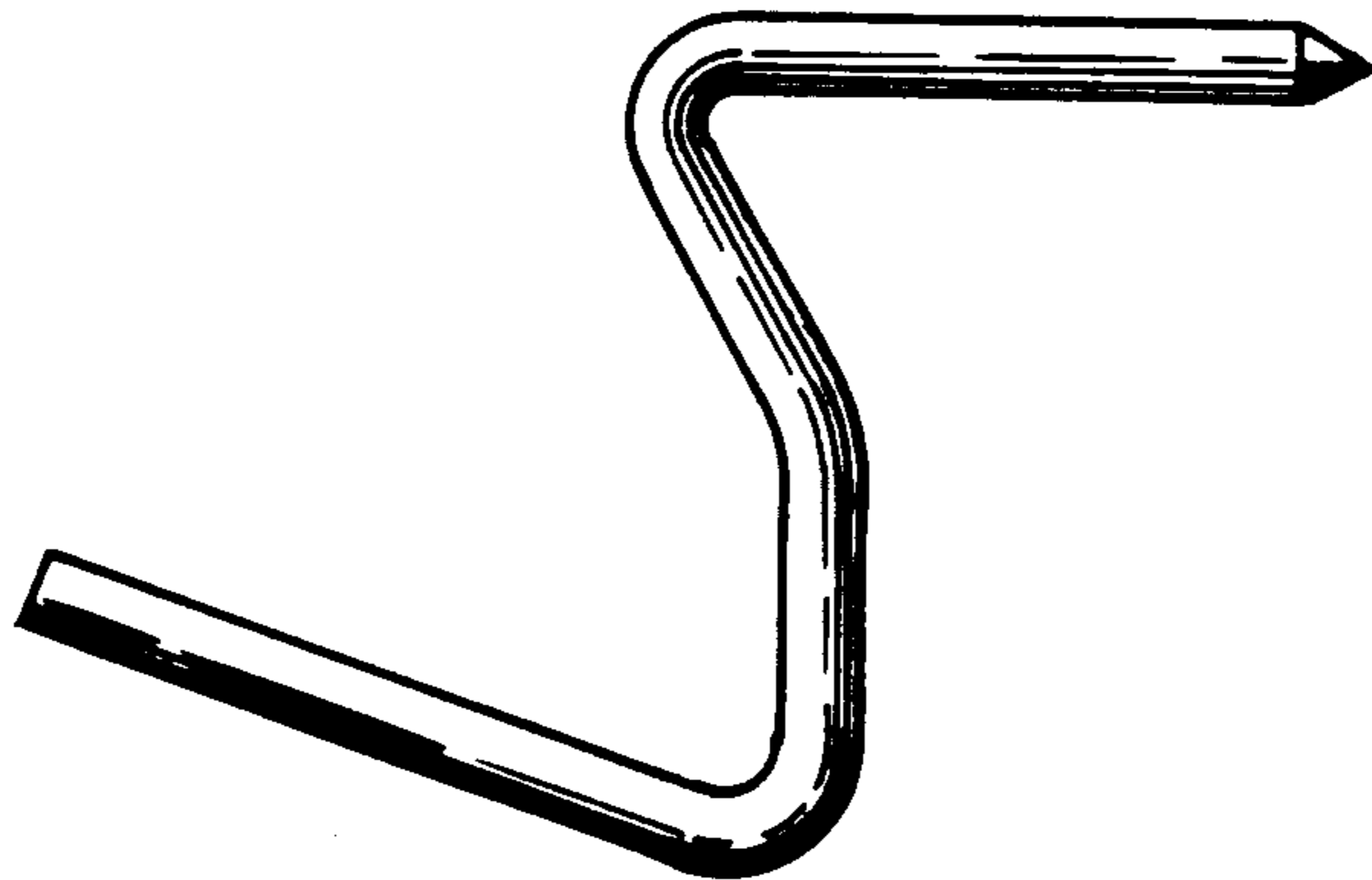
Primary Examiner—A. Hugo Word  
Attorney, Agent, or Firm—Rudolph J. Jurick

[57] CLAIM

The ornamental design for a wall hanger, as shown and described.

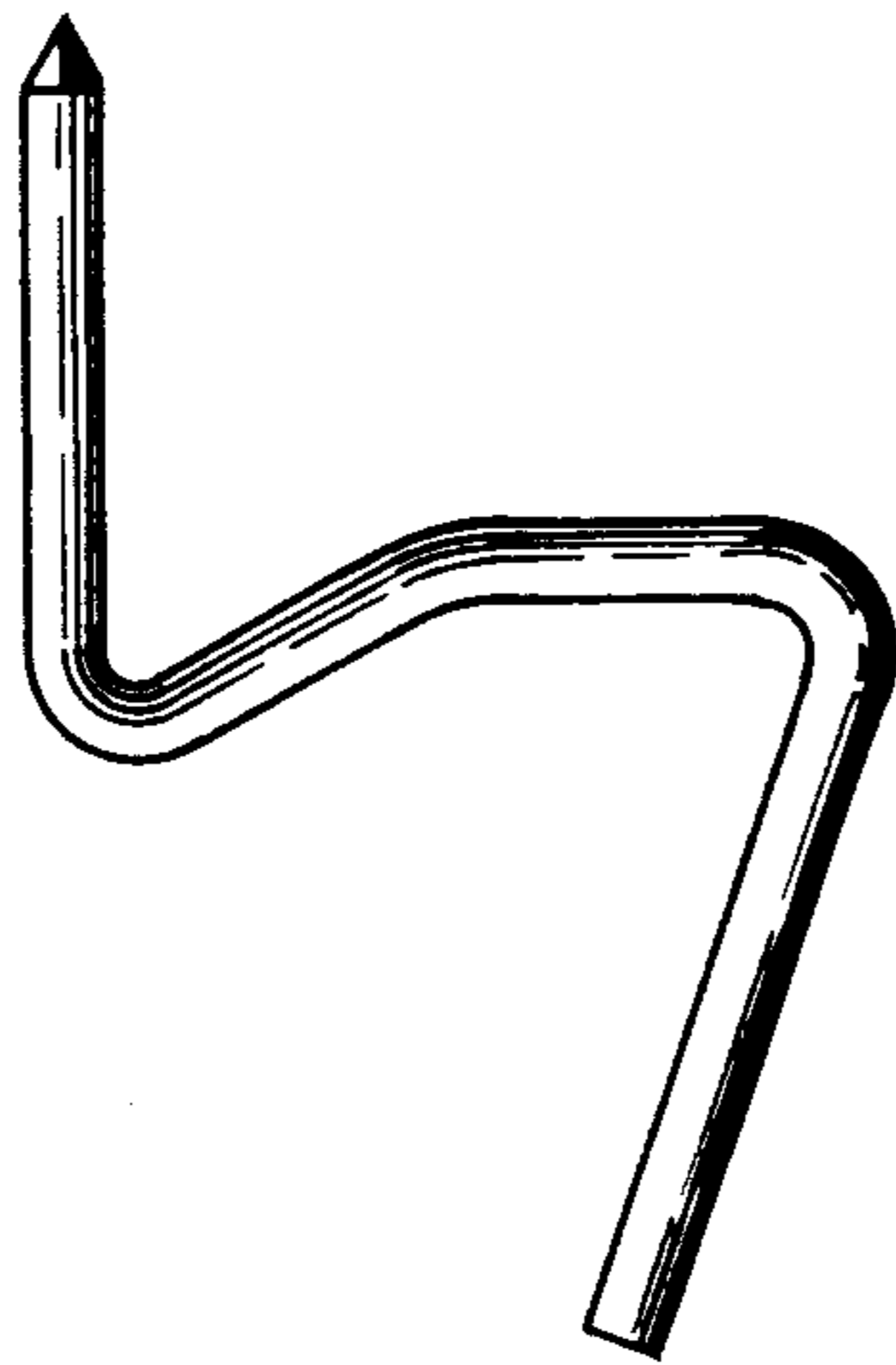
DESCRIPTION

FIG. 1 is a top plan view of a wall hanger embodying my new design;  
FIG. 2 is a left side elevational view thereof;  
FIG. 3 is a bottom plan view thereof;  
FIG. 4 is a right side elevational view thereof;  
FIG. 5 is a front elevational view thereof; and  
FIG. 6 is a rear elevational view thereof.





*Fig. 1*



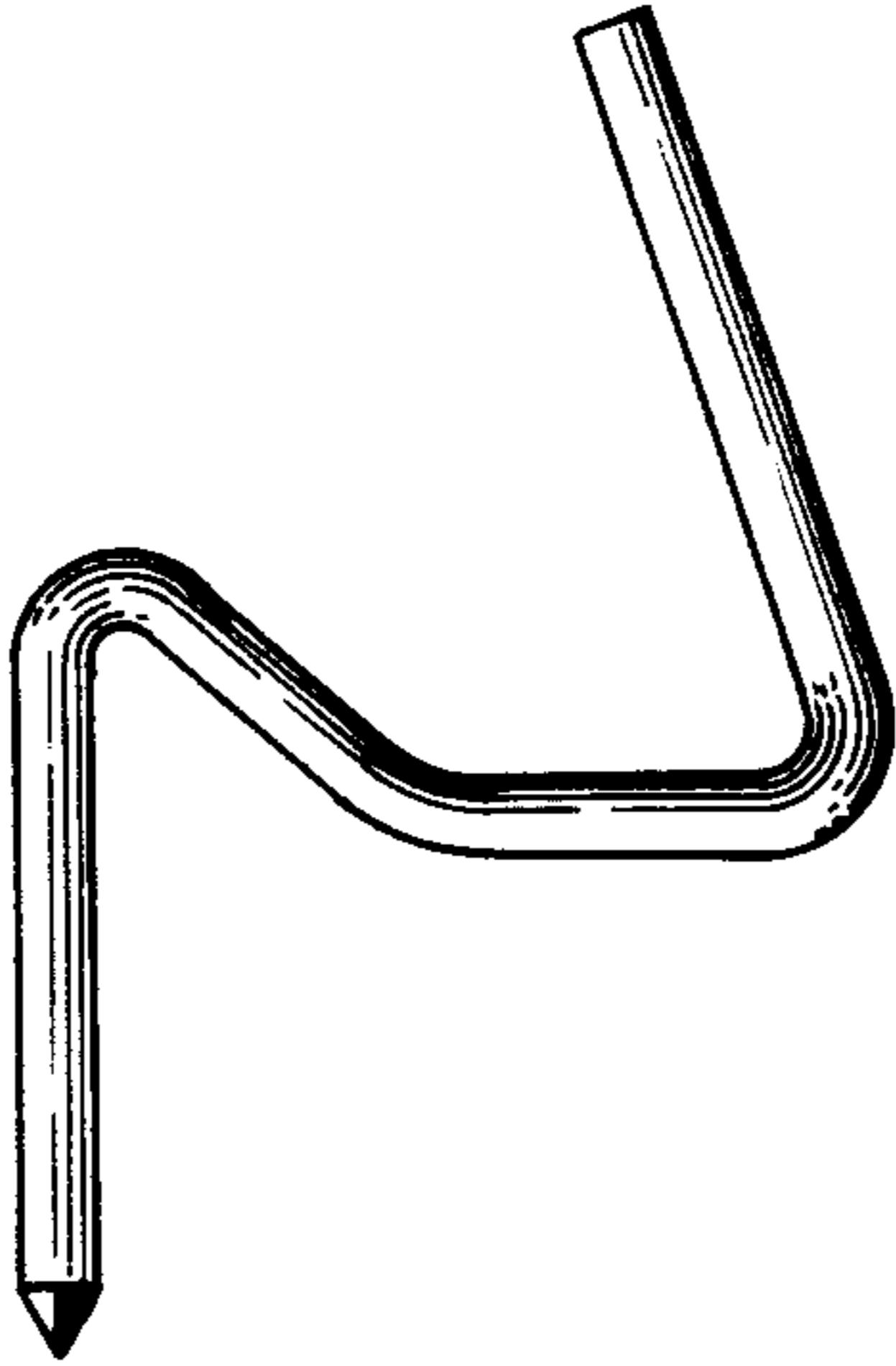
*Fig. 2*



*Fig. 5*



*Fig. 6*



*Fig. 4*



*Fig. 3*