

[54] FOLDING SAW

[75] Inventor: Robert L. Finlay, Emporia, Kans.

[73] Assignee: BPE, Inc., Emporia, Kans.

[**] Term: 14 Years

[21] Appl. No.: 904,626

[22] Filed: May 10, 1978

[51] Int. Cl. D08-03

[52] U.S. Cl. D8/95

[58] Field of Search 145/31 R, 108 R, 108 B;
D8/9, 20, 95, 97

[56] References Cited

U.S. PATENT DOCUMENTS

| | | | |
|-----------|---------|---------------|-----------|
| 827,426 | 7/1906 | Daniels | 145/31 R |
| 1,638,749 | 8/1927 | Santoyo | D8/9 |
| 2,262,540 | 11/1941 | Stone | 145/108 R |

FOREIGN PATENT DOCUMENTS

891156 2/1944 France 145/108

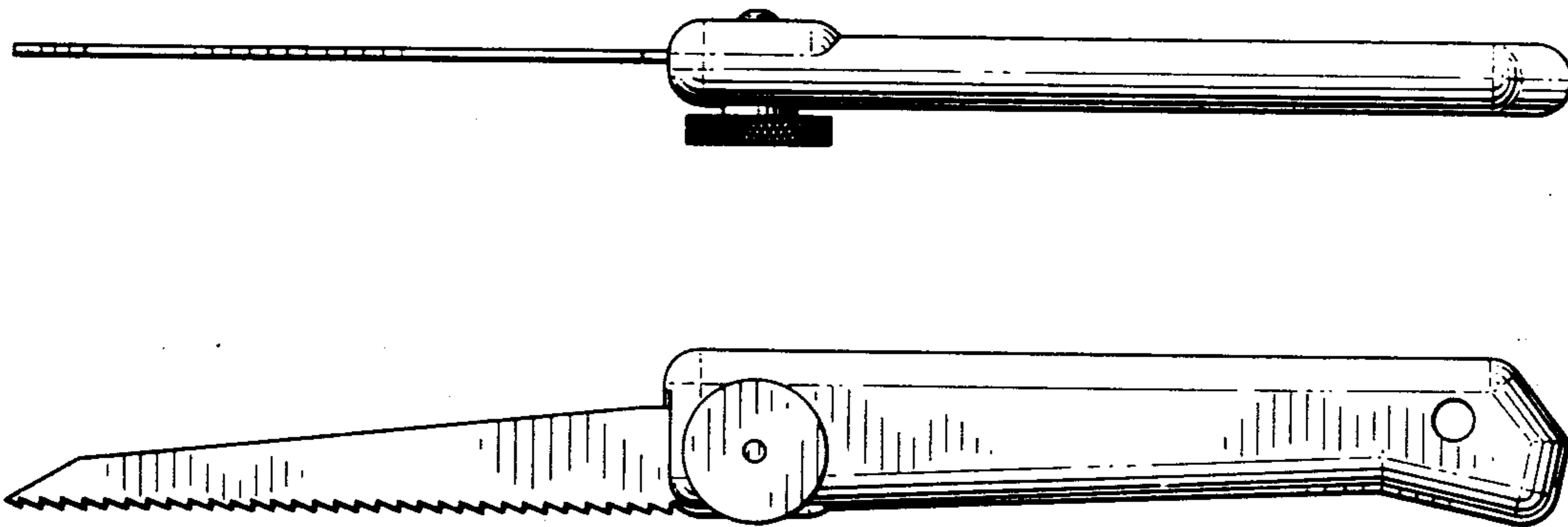
Primary Examiner—W. Stallard
Attorney, Agent, or Firm—Gordon D. Schmidt

[57] CLAIM

The ornamental design for a folding saw, as shown.

DESCRIPTION

FIG. 1 is a top plan view of a folding saw in the extended position showing my design;
 FIG. 2 is a side elevational view thereof;
 FIG. 3 is a bottom plan view thereof;
 FIG. 4 is a side elevational view thereof opposite to that shown in FIG. 2;
 FIG. 5 is a front end view thereof;
 FIG. 6 is a rear end view thereof;
 FIG. 7 is a side elevational view of the saw shown in a folded position; and
 FIG. 8 is a bottom plan view of the saw folded as in FIG. 7.






Fig. 1.

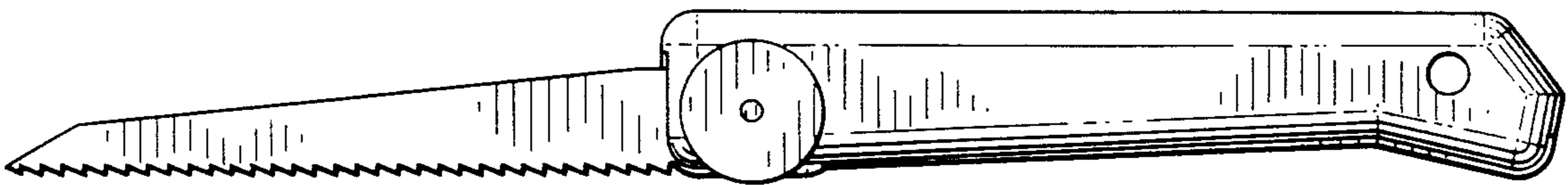


Fig. 2.

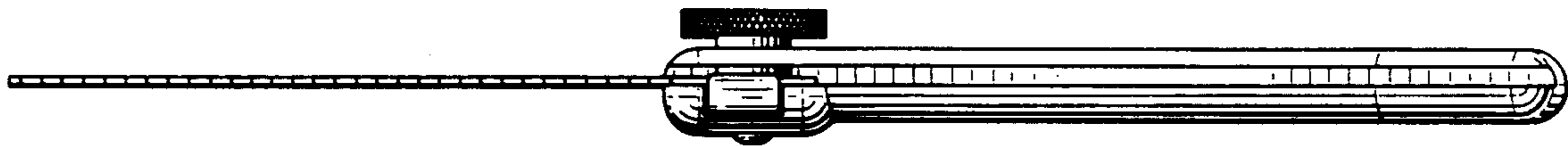


Fig. 3.




Fig. 4.

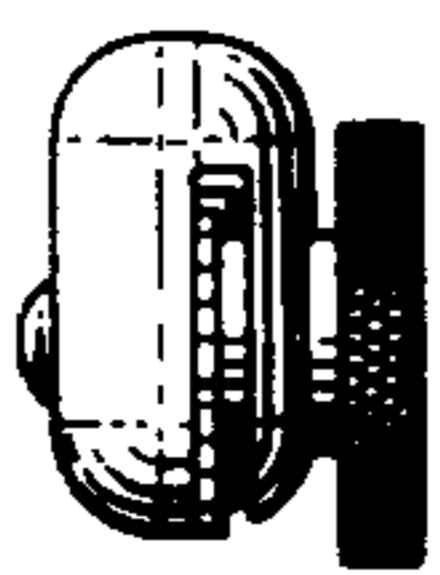


Fig. 5.

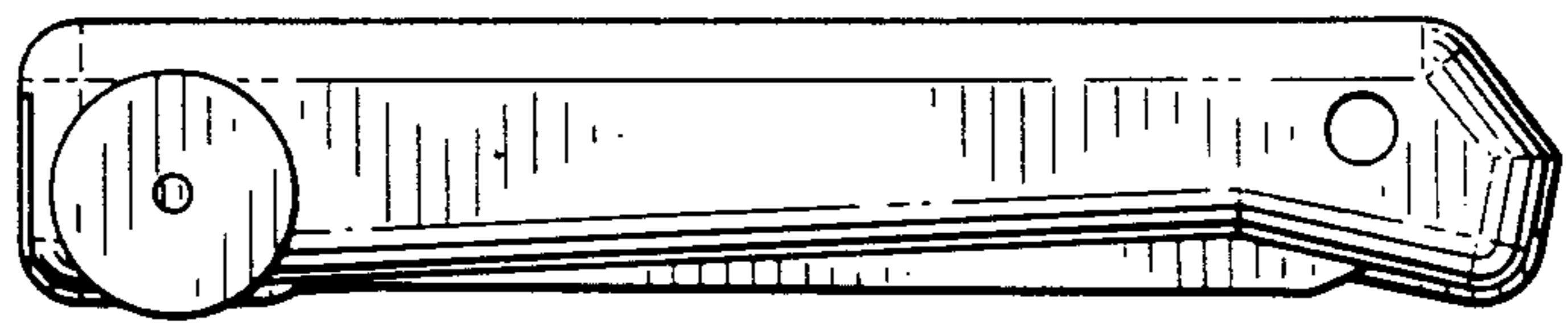


Fig. 7.

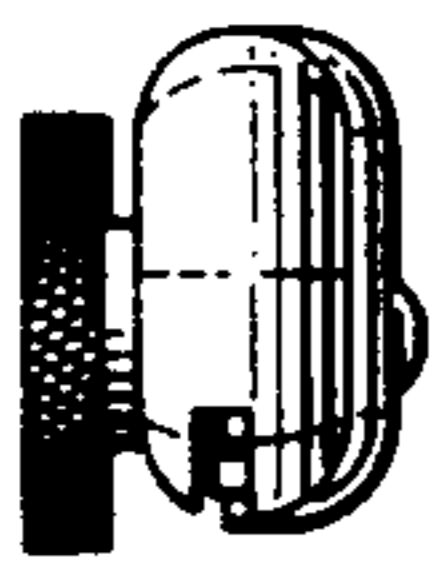


Fig. 6.




Fig. 8.