

[54] CLEAT PLATE FOR A SPORT SHOE SOLE

[75] Inventor: Masanobu Inohara, Akashi, Japan

[73] Assignee: Asics Corporation, Kobe, Japan

[**] Term: 14 Years

[21] Appl. No.: 911,443

[22] Filed: Jun. 1, 1978

[30] Foreign Application Priority Data

Dec. 22, 1977 [JP] Japan 52-51072

[51] Int. Cl. D2-04

[52] U.S. Cl. D2/317; D2/320

[58] Field of Search D2/319, 320 X, 321, D2/317, 309-311; 36/32 R, 25 R, 59 R, 59 C, 59 A, 113, 114

[56] References Cited

U.S. PATENT DOCUMENTS

D. 241,484 9/1976 Castano D2/320
4,180,923 1/1980 Dassler 36/59 C X

FOREIGN PATENT DOCUMENTS

2825888 6/1979 Fed. Rep. of Germany 36/32 R
255084 1/1949 Switzerland 36/59 C
14654 of 1909 United Kingdom 36/59 C
636849 5/1950 United Kingdom 36/59 C

Primary Examiner—Nelson C. Holtje
Attorney, Agent, or Firm—Timothy L. Tilton

[57] CLAIM

The ornamental design for a cleat plate for a sport shoe sole, as shown.

DESCRIPTION

FIG. 1 is a top plan view of a cleat plate for a sole of a sport shoe sole;
FIG. 2 is a bottom plan view thereof;
FIG. 3 is a front elevational view thereof;
FIG. 4 is a rear elevational view thereof;
FIG. 5 is a right side elevational view thereof;
FIG. 6 is a left side elevational view thereof;
FIG. 7 is a cross sectional view of the cleat plate taken along the line 7-7 in FIG. 1;
FIG. 8 is a cross sectional view of the cleat plate taken along the line 8-8 in FIG. 1;

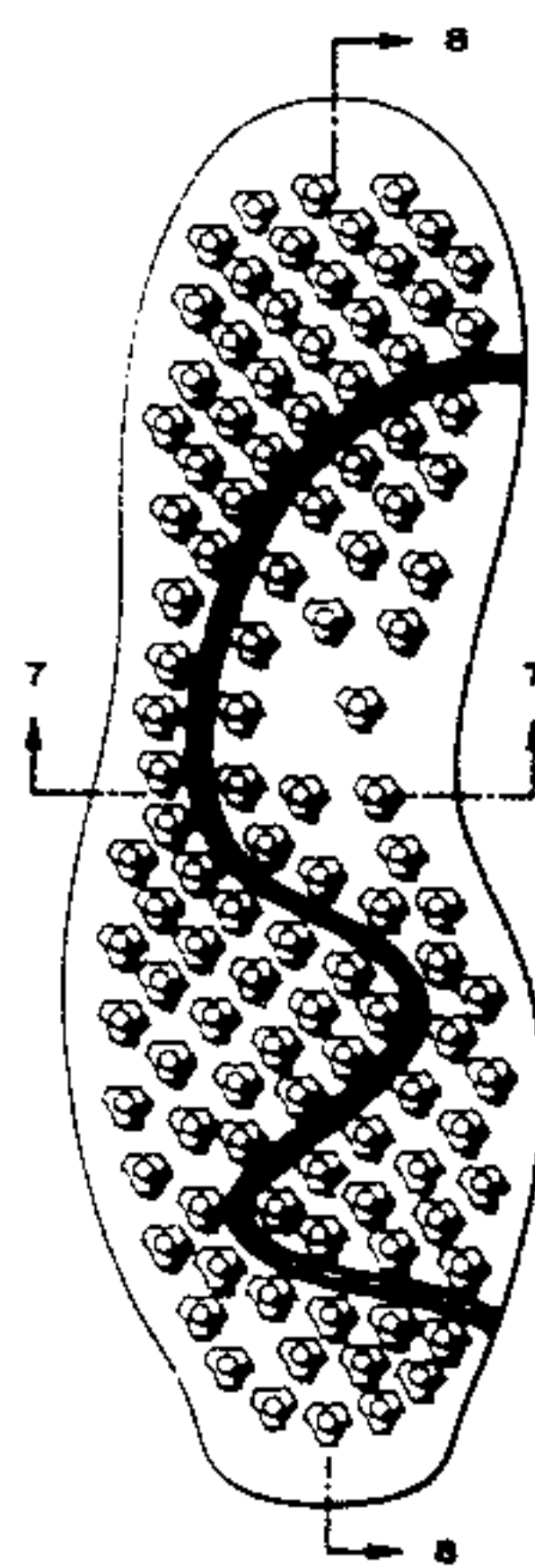


Fig. 2

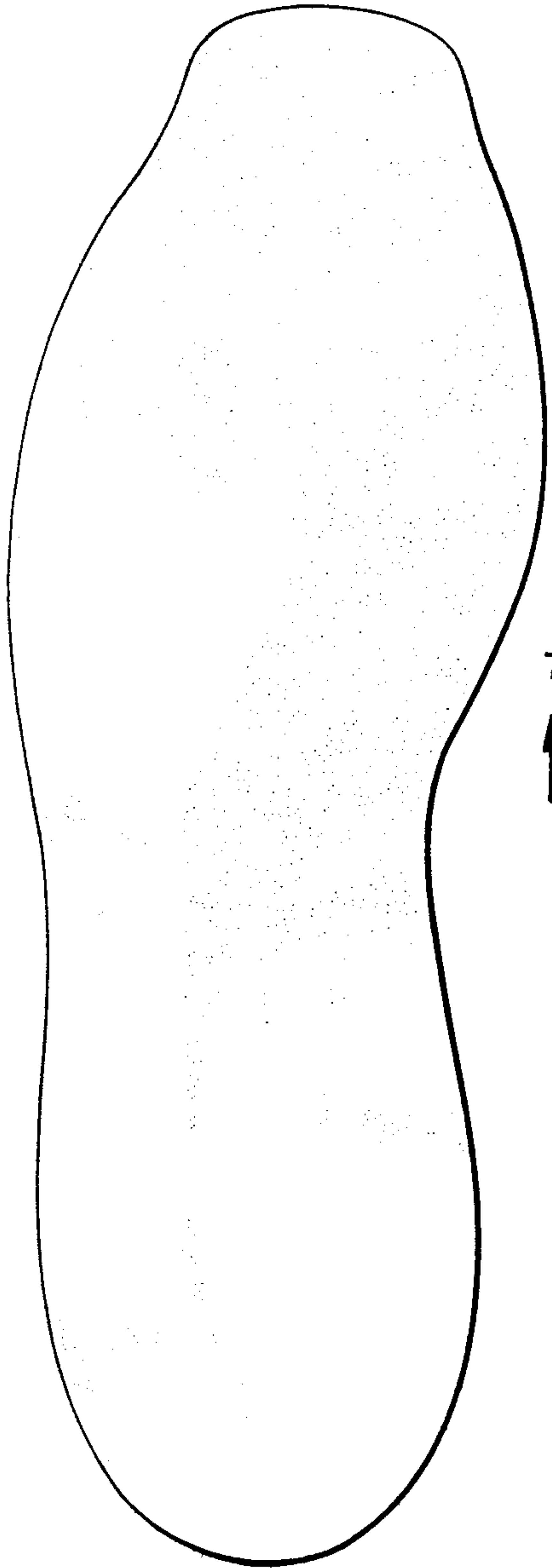


Fig. 1

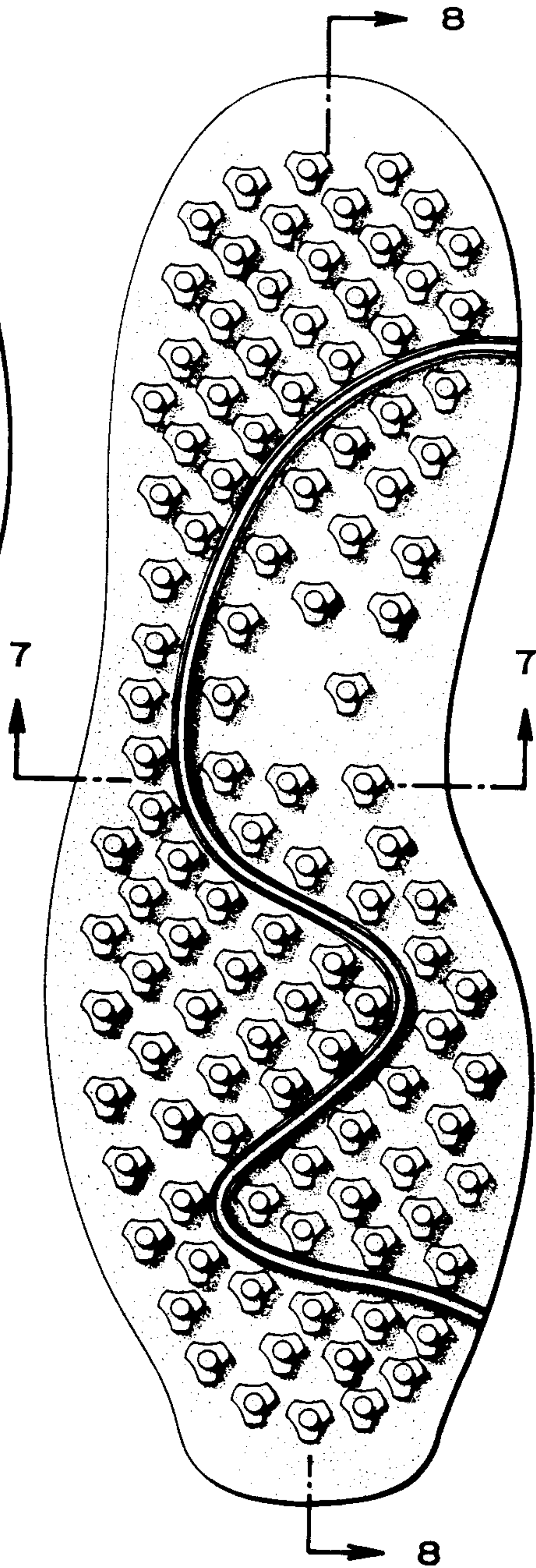


Fig. 3



Fig. 4



Fig. 5



Fig. 6

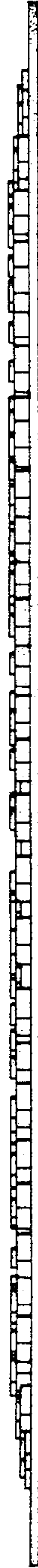


Fig. 7



Fig. 8

