

[54] CAMERA BAG

[76] Inventor: Robert Weinreb, 510 Broadway, New York, N.Y. 10012

[**] Term: 14 Years

[21] Appl. No.: 81,672

[22] Filed: Oct. 4, 1979

[51] Int. Cl. D3-02

[52] U.S. Cl. D3/33; D3/48; D3/71

[58] Field of Search D3/30, 33, 35, 42, 48, D3/51, 53, 71, 74, 79; 150/52 R, 52 J

[56] References Cited

U.S. PATENT DOCUMENTS

D. 135,762	6/1943	Grover	D3/33
D. 194,139	11/1962	Parsell	D3/33
D. 194,140	11/1962	Weintraub	D3/33
D. 217,414	4/1970	Lang et al.	D3/33
D. 247,460	3/1978	Sykes	D3/33
D. 247,525	3/1978	Sykes	D3/33
D. 249,824	10/1978	Kozzegi	D3/33
2,691,401	10/1954	Kontoff et al.	150/52 J
2,827,096	3/1958	Hinson	150/52 J
2,906,137	11/1960	Lipsitz	150/52 J
2,988,125	6/1961	Reynolds	150/52 J

3,001,566	9/1961	Lipsitz	150/12
3,793,528	2/1974	Takeda	150/52 J

Primary Examiner—George P. Word
Attorney, Agent, or Firm—Jacobs & Jacobs

[57] CLAIM

The ornamental design for a camera bag, as shown and described.

DESCRIPTION

FIG. 1 is a perspective view of a camera bag showing my new design, with one of the front pocket flaps raised;

FIG. 2 is a right side elevational view thereof, with the flaps closed;

FIG. 3 is a left side elevational view;

FIG. 4 is a front elevational view with the two zipper pulls of the concealed zipper arranged to protrude from the concealing flap;

FIG. 5 is a rear elevational view;

FIG. 6 is a top plan view;

FIG. 7 is a bottom plan view; and

FIG. 8 is a top perspective view with the top of the bag partially opened.

The partial showing of surface shading indicating a fabric texture is understood to be continuous on those surfaces where shown.

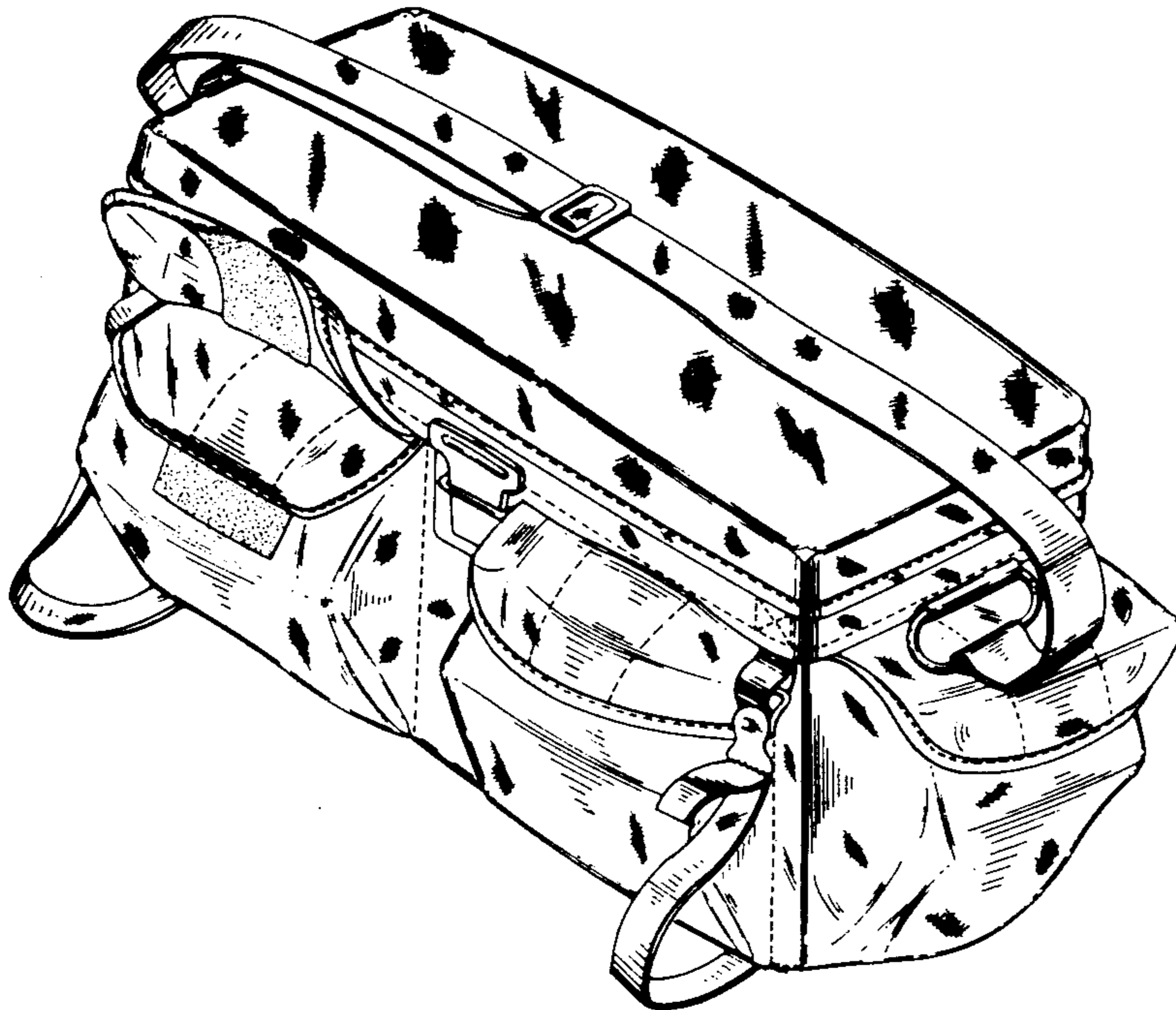


FIG. 1

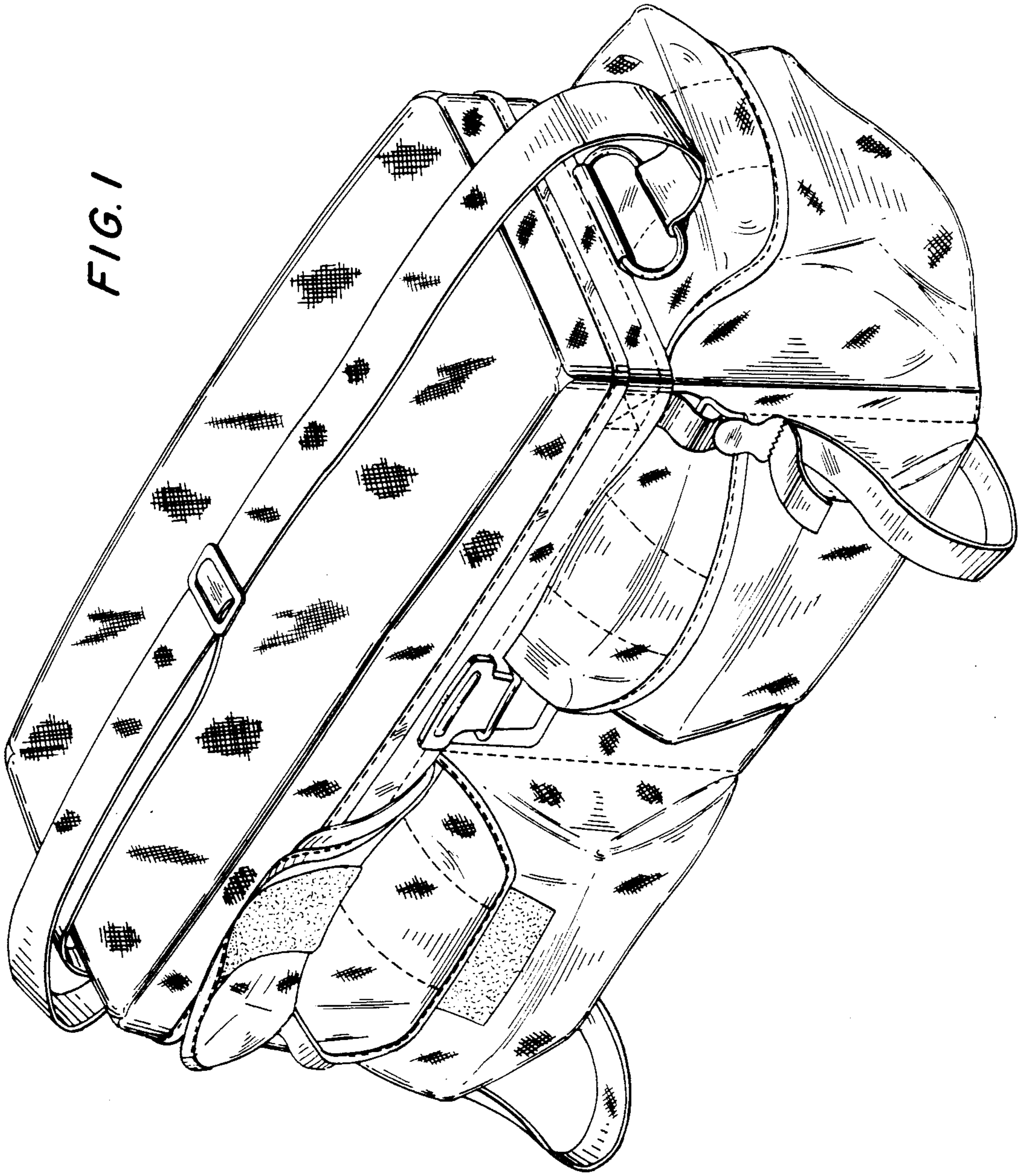


FIG. 2

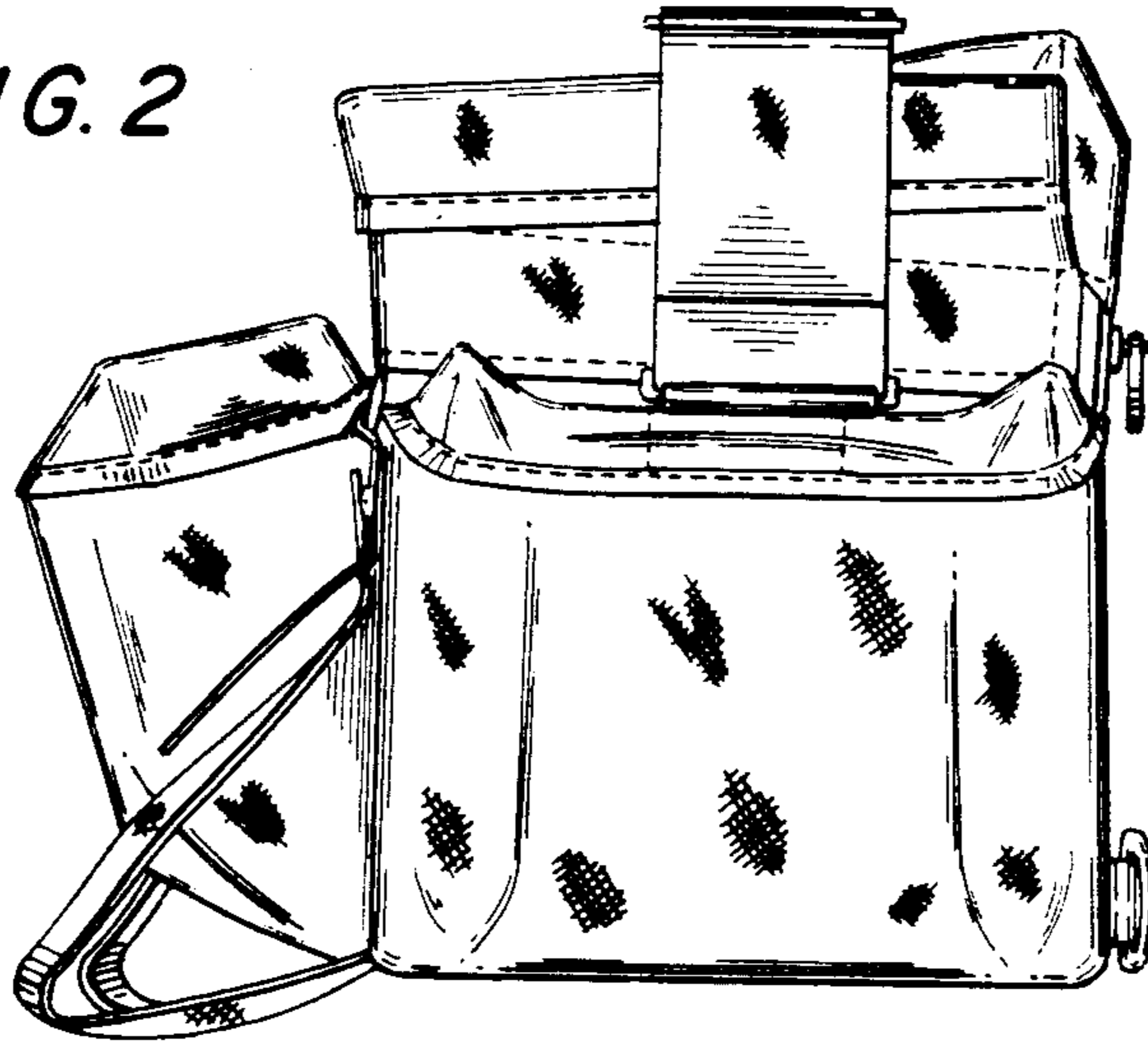


FIG. 3




FIG. 4

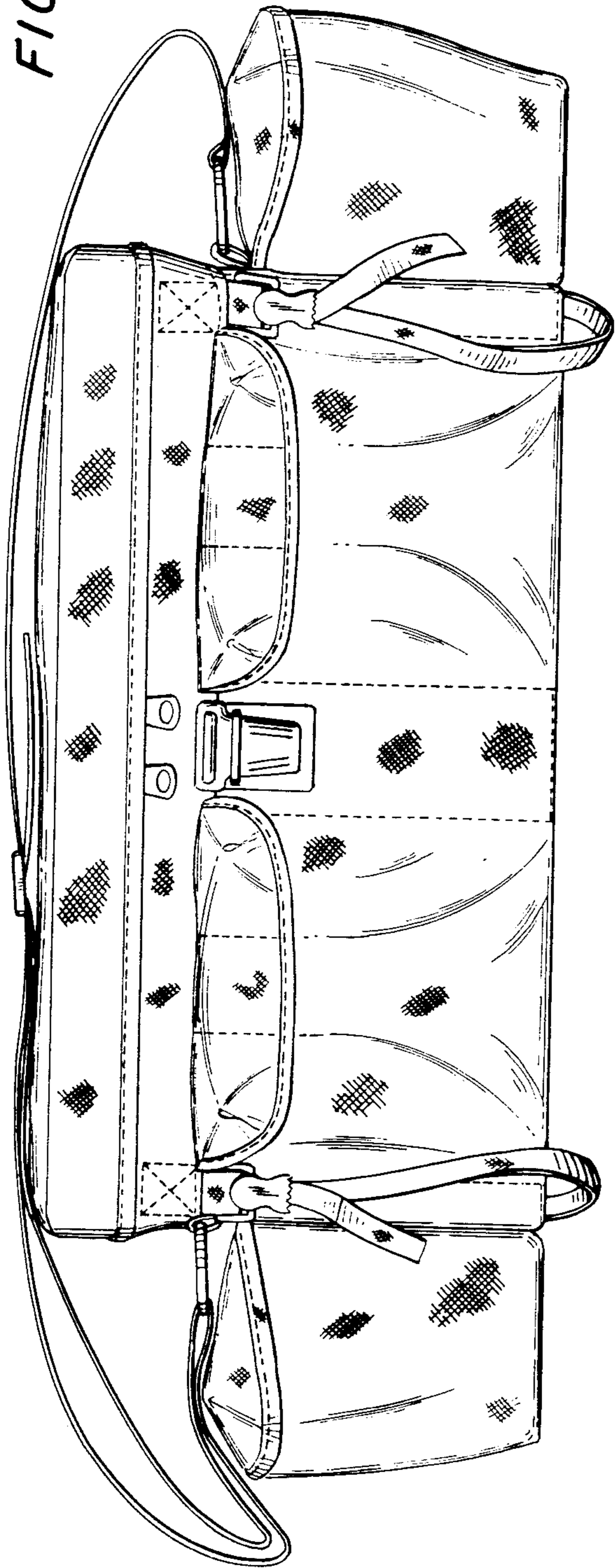



FIG. 5



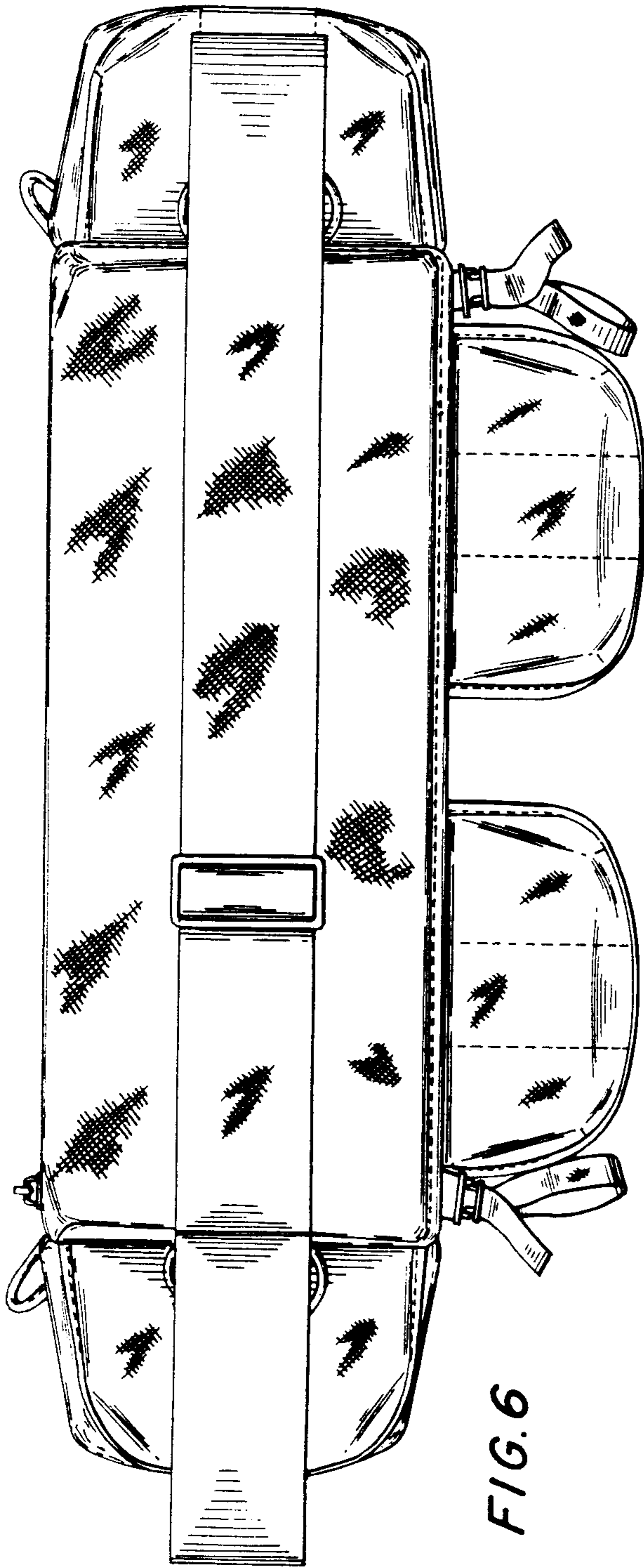


FIG. 6




FIG. 7

FIG. 8

