

[54] MODULAR LAMP STAND FOR INDIRECT LIGHTING

[75] Inventors: Alfred O. Scholze, New Canaan, Conn.; Thomas A. Williams, Melrose, Mass.

[73] Assignee: Lam Inc., Wakefield, Mass.

[**] Term: 14 Years

[21] Appl. No.: 879,675

[22] Filed: Feb. 21, 1978

[51] Int. Cl. D26—05

[52] U.S. Cl. D26/93; D26/105; D26/110

[58] Field of Search D48/20 R, 20 A, 20 F; 362/410, 411, 412, 414, 806, 161; D26/93, 105, 110

[56] References Cited

U.S. PATENT DOCUMENTS

D. 243,415	2/1977	Larson	D48/20 A
D. 244,793	6/1977	Ruud	D48/20 A
2,312,640	3/1943	Guilfoil, Jr.	362/161 X

OTHER PUBLICATIONS

Habitat Architectural Supplement Page, 4-1976, Lamp-9306.

Home Furnishings Merchandising, 3-1950, p. 50, Table Lamp, 2nd row, 3rd col.

Modeline Co. of California, Inc. Lamp Cat. 1965, p. 24, Floor Lamp #5310.

Primary Examiner—Catherine E. Kemper

Attorney, Agent, or Firm—Sewall P. Bronstein

[57] CLAIM

The ornamental design for a modular lamp stand for indirect lighting, substantially as shown and described.

DESCRIPTION

FIG. 1 is a perspective view of a modular lamp stand for indirect lighting as viewed from the front side showing our new design;

FIG. 2 is a perspective view thereof as viewed from the rear side;


FIG. 3 is a front elevational view thereof;

FIG. 4 is a right side elevational view thereof, the left side being identical with that of the right side;

FIG. 5 is a rear elevational view thereof;

FIG. 6 is a top plan view thereof; and

FIG. 7 is a fragmentary top perspective view thereof.






FIG. 1

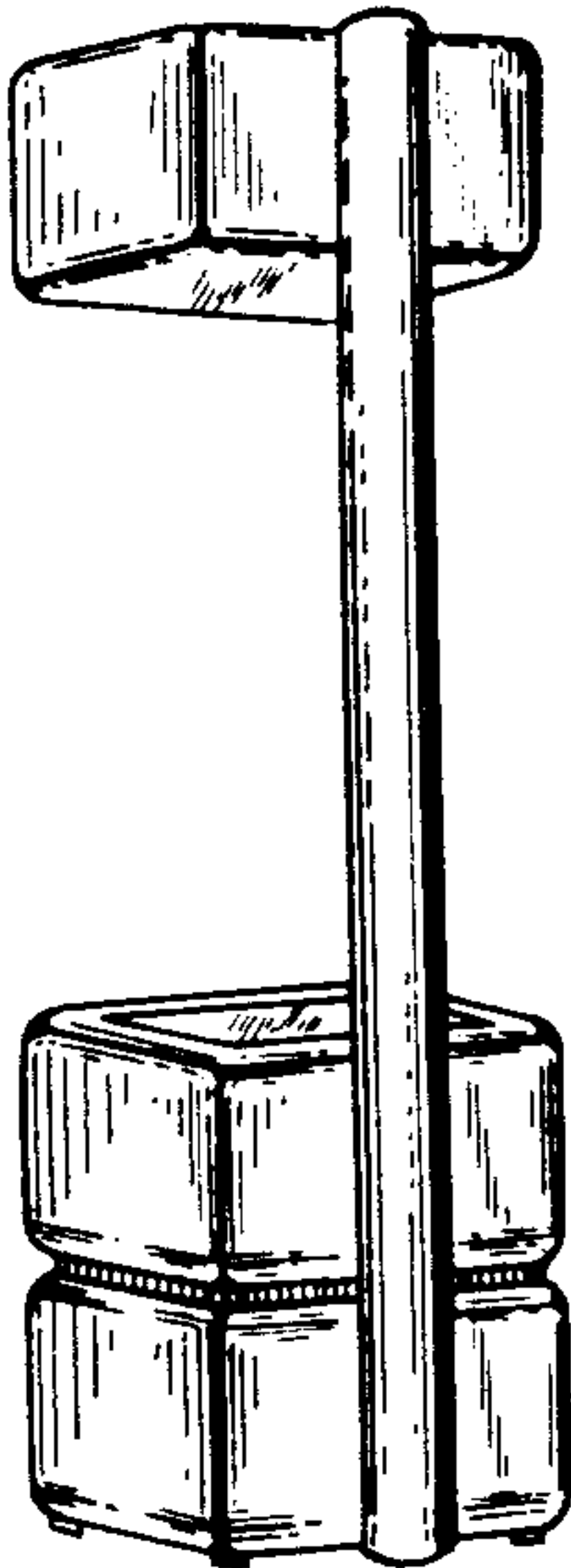


FIG. 2




FIG. 3




FIG. 4

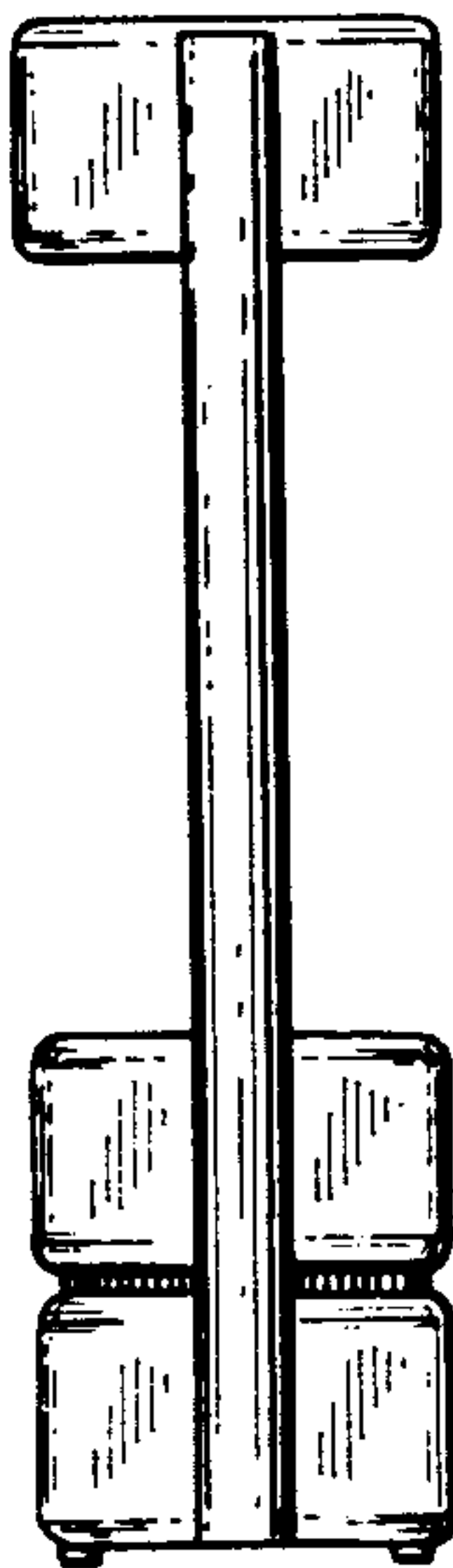


FIG. 5

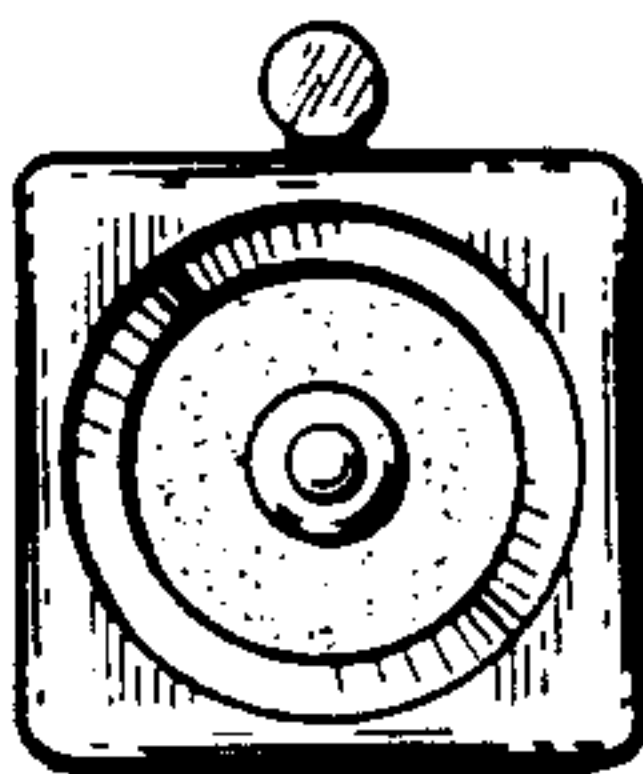


FIG. 6

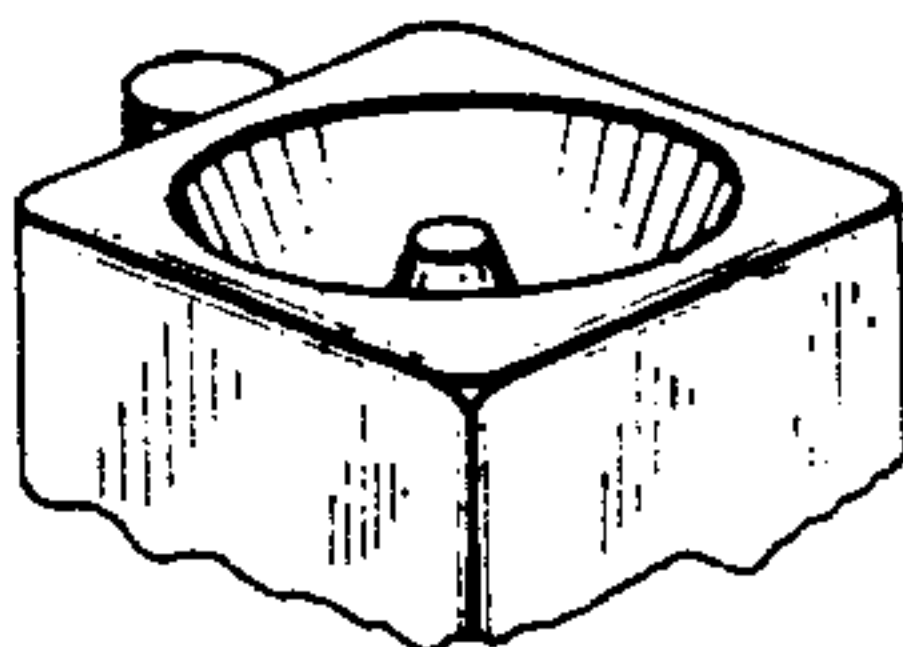


FIG. 7