

[54] **DISPENSER FOR VAPORIZABLE SUBSTANCE**

[75] **Inventor: John I. Suhajda, Racine, Wis.**

[73] **Assignee: S. C. Johnson & Son, Inc., Racine, Wis.**

[\*\*] **Term: 14 Years**

[21] **Appl. No.: 883,120**

[22] **Filed: Mar. 3, 1978**

[51] **Int. Cl. .... D23-04**

[52] **U.S. Cl. .... D23/150**

[58] **Field of Search .... D23/146-150;  
239/34-60**

[56] **References Cited**

**U.S. PATENT DOCUMENTS**

D. 157,798	3/1950	Slatkin .....	D23/148
D. 194,317	1/1963	Worth .....	D23/150
D. 204,756	5/1966	Farrell .....	D23/150

D. 212,753	11/1968	Tughan .....	D23/150
D. 234,606	3/1975	Gamble .....	D23/150
D. 246,317	11/1977	Heath et al. ....	D23/150
D. 246,318	11/1977	Layton et al. ....	D23/150
2,657,090	10/1953	Meek .....	239/55
2,836,462	5/1958	Wenner .....	239/57
3,976,246	8/1976	Hauri et al. ....	239/60
4,014,501	3/1977	Buckenmayer .....	239/58

*Primary Examiner—James R. Largen*  
*Attorney, Agent, or Firm—Joseph T. Kivlin, Jr.*

[57] **CLAIM**

The ornamental design for a dispenser for vaporizable substance, as shown.

**DESCRIPTION**

FIG. 1 is a perspective view of a dispenser for vaporizable substance showing my new design;  
FIG. 2 is a right side elevational view thereof, the left side being a mirror image of the right side shown;  
FIG. 3 is a front elevational view thereof;  
FIG. 4 is a rear elevational view thereof; and  
FIG. 5 is a top plan view thereof.




FIG. 1




FIG. 2

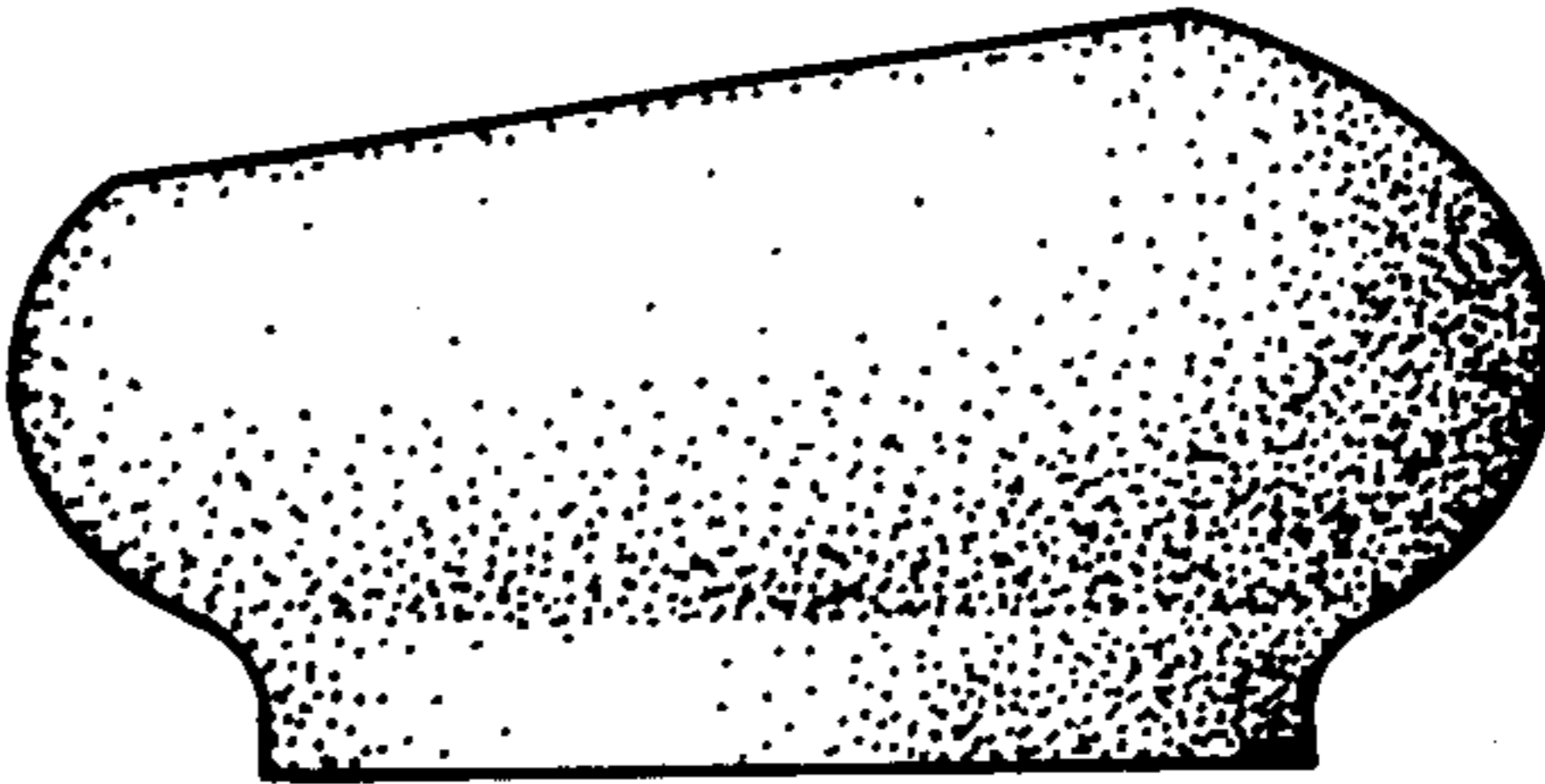


FIG. 3




FIG. 4




FIG. 5

