

[54] PUTTER

[75] Inventors: Edward L. Forys, Box 113, Monrovia, Calif. 91016; Roy K. Fujitaki, Los Angeles County, Calif.

[73] Assignee: by said Roy K. Fujitaki said Edward L. Forys

[**] Term: 14 Years

[21] Appl. No.: 951,851

[22] Filed: Oct. 16, 1978

[51] Int. Cl. D21-02

[52] U.S. Cl. D21/219; D21/222

[58] Field of Search D21/214-220; 273/164, 167-175, 81 B, 81 R, 222; D7/132

[56] References Cited

U.S. PATENT DOCUMENTS

D. 230,751	3/1974	Simonsen	D21/218
D. 238,285	12/1975	Ross	D21/217
D. 240,249	6/1976	Chellman	D21/219

Primary Examiner—Melvin B. Feifer

Attorney, Agent, or Firm—Warren L. Kern

[57] CLAIM

The ornamental design for a putter, substantially as shown.

DESCRIPTION

FIG. 1 is a perspective view of a putter which embodies our new design, illustrating the putter from the front or putting side of the putter head;

FIG. 2 is an elevational view of the putter of the invention taken from the toe end of the putter head;

FIG. 3 is an elevational view taken from the front or putting side of the putter head;


FIG. 4 is a fragmentary elevational view taken from the rear side of the putter head;

FIG. 5 is a sectional view taken as indicated by the arrowed line 5-5 of FIG. 3, and showing the top of the putter head;

FIG. 6 is a bottom view of the putter head;

FIG. 7 is a sectional view through the putter head taken as indicated by the arrowed line 7-7 of FIG. 3; and

FIG. 8 is a fragmentary elevational view taken from the heel end of the putter head.



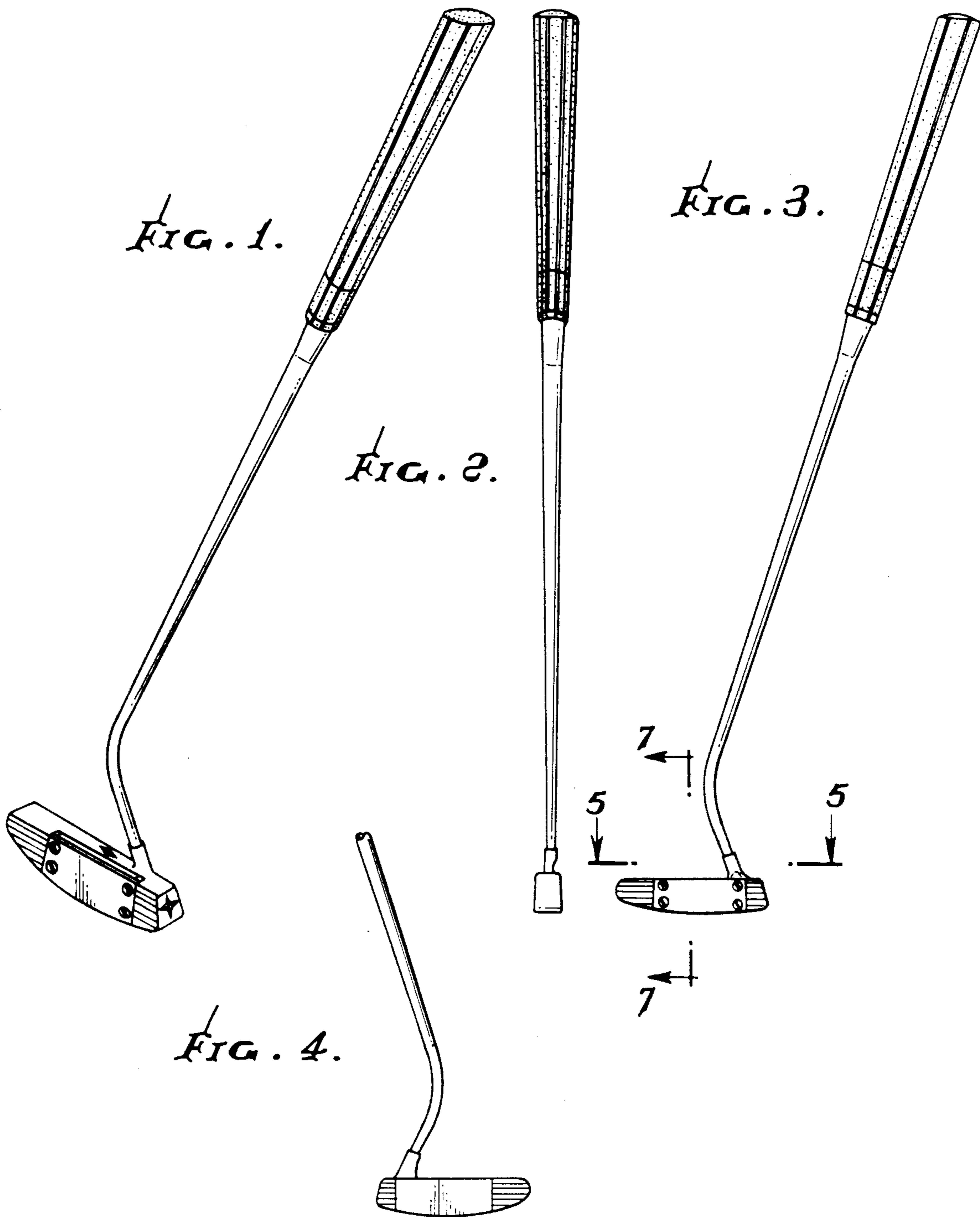


FIG. 5.

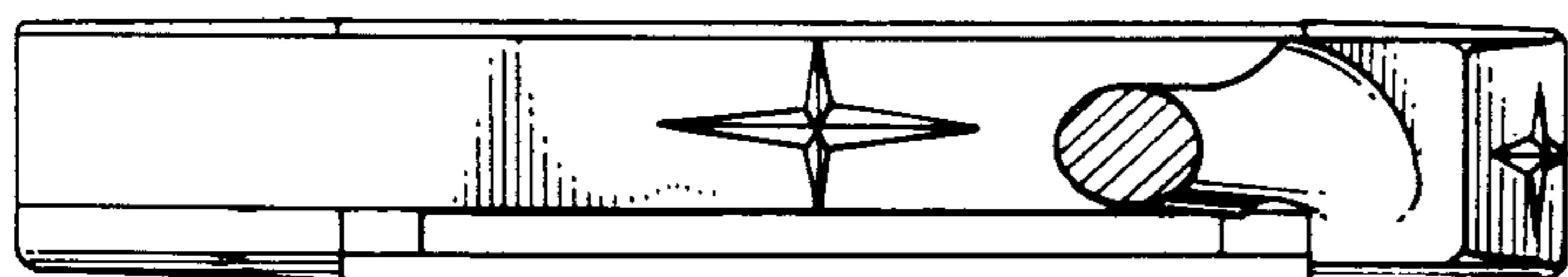


FIG. 6.

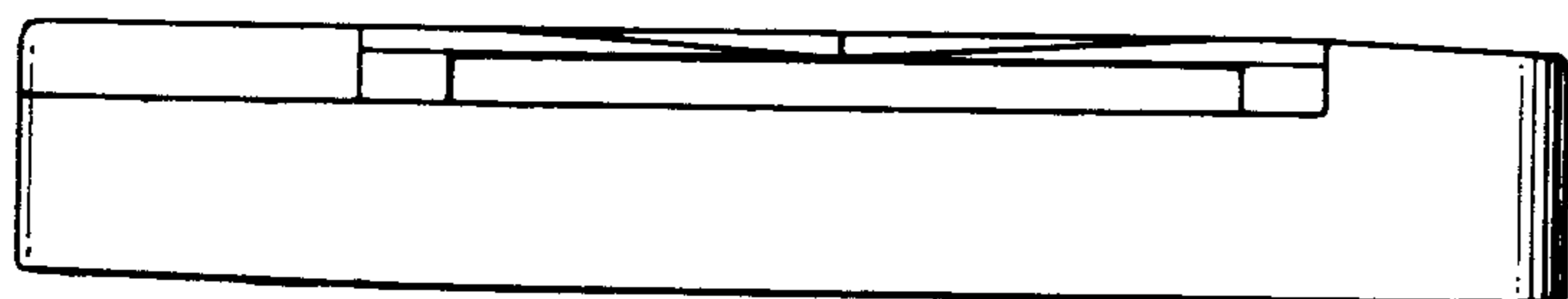


FIG. 8.

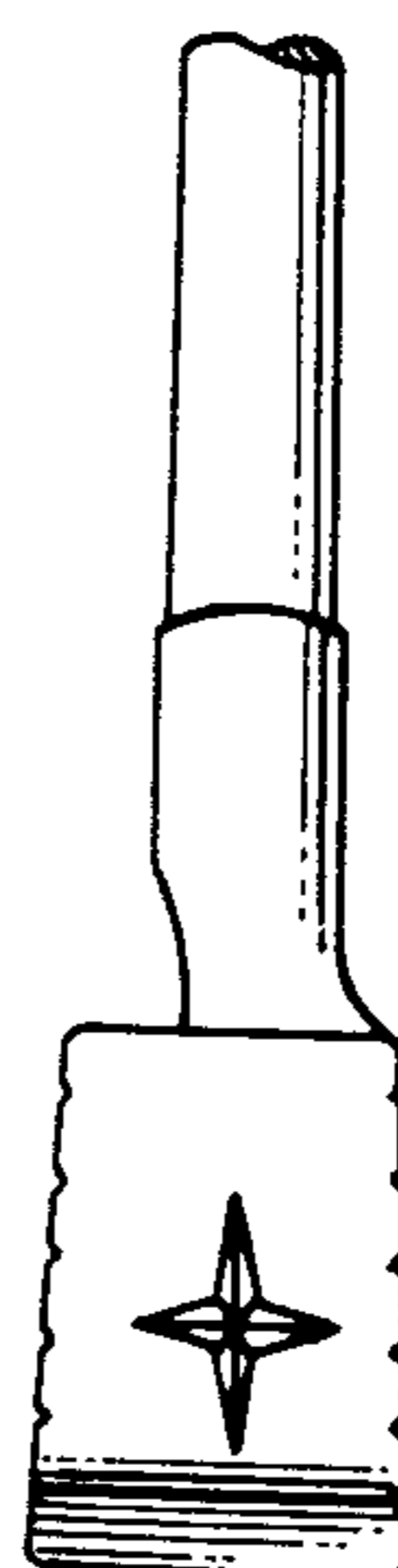


FIG. 7.

