

[54] BILL DETECTOR

4,187,463 2/1980 Kivenson 209/534

[76] Inventor: **Jacob Schachter**, 135 New York Ave., Huntington, N.Y. 11743

OTHER PUBLICATIONS

Modern Plastics-3/52-p. 161-Voltmeter/Tester.

[**] Term: **14 Years**

Primary Examiner-Nelson C. Holtje
Attorney, Agent, or Firm-Charles E. Temko

[21] Appl. No.: **36,536**

[57] CLAIM

[22] Filed: **May 7, 1979**

The ornamental design for a bill detector, substantially as shown and described.

[51] Int. Cl. **D10-04**

[52] U.S. Cl. **D10/46**

[58] Field of Search D10/46, 47, 75, 77, D10/78, 81, 102, 103, 57, 60; 209/534

DESCRIPTION

FIG. 1 is a top plan view of a bill detector, showing my new design;

FIG. 2 is a side elevational view thereof;

FIG. 3 is an end elevational view thereof, the opposite end being the same;

FIG. 4 is a side elevational view showing the side opposite of that seen in FIG. 2, and

FIG. 5 is a bottom plan view thereof.

[56] References Cited

U.S. PATENT DOCUMENTS

D. 242,533	11/1976	Schmidt	D10/60
D. 251,548	4/1979	Perry	D10/78
3,618,765	11/1971	Cooper	209/534

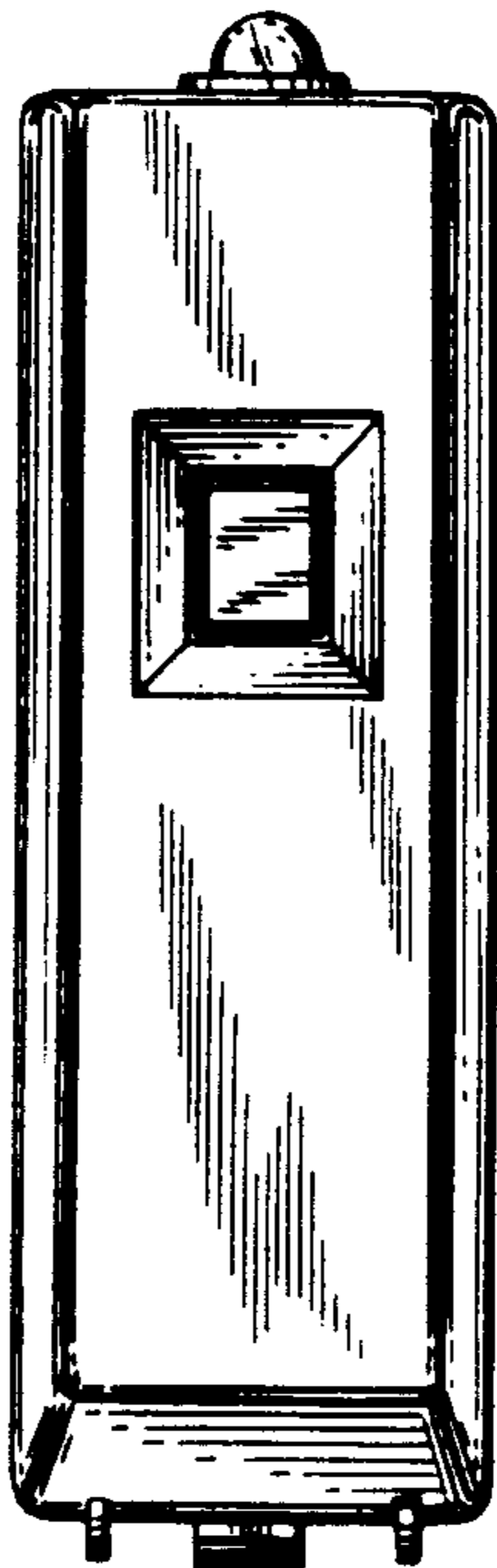


FIG. 1

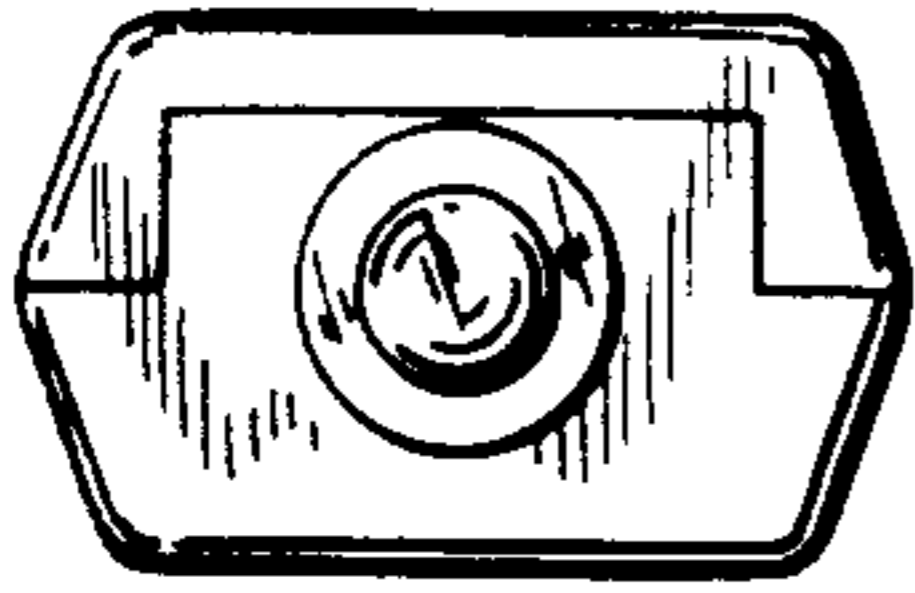


FIG. 2




FIG. 3




FIG. 4



FIG. 5

