

[54] COVER FOR FLOOR OUTLET

[75] Inventor: **Thomas J. Sotolongo**, Clearwater  
Beach, Fla.

[73] Assignee: **AMP Incorporated**, Harrisburg, Pa.

[\*\*] Term: **14 Years**

[21] Appl. No.: **61,143**

[22] Filed: **Jul. 26, 1979**

[51] Int. Cl. .... **D8-09; D13-03**

[52] U.S. Cl. .... **D8/353; D8/350;**  
**D13/30**

[58] Field of Search ..... **D8/350-353;**  
**D13/29-32, 37, 38, 40; 174/48-50, 53, 55, 66,**  
**67; 220/3.3, 3.8; 339/122 R, 122 F, 123**

[56]

**References Cited**

**U.S. PATENT DOCUMENTS**

D. 203,823	2/1966	Kelly .....	D13/30
D. 229,756	1/1974	Stewart et al. ....	D13/31
2,932,683	4/1960	Flachbarth .....	174/48
3,434,618	3/1969	MacDonald .....	220/241
3,756,447	9/1973	Hadfield .....	174/48

*Primary Examiner*—Barbara J. Bullock  
*Attorney, Agent, or Firm*—William J. Keating

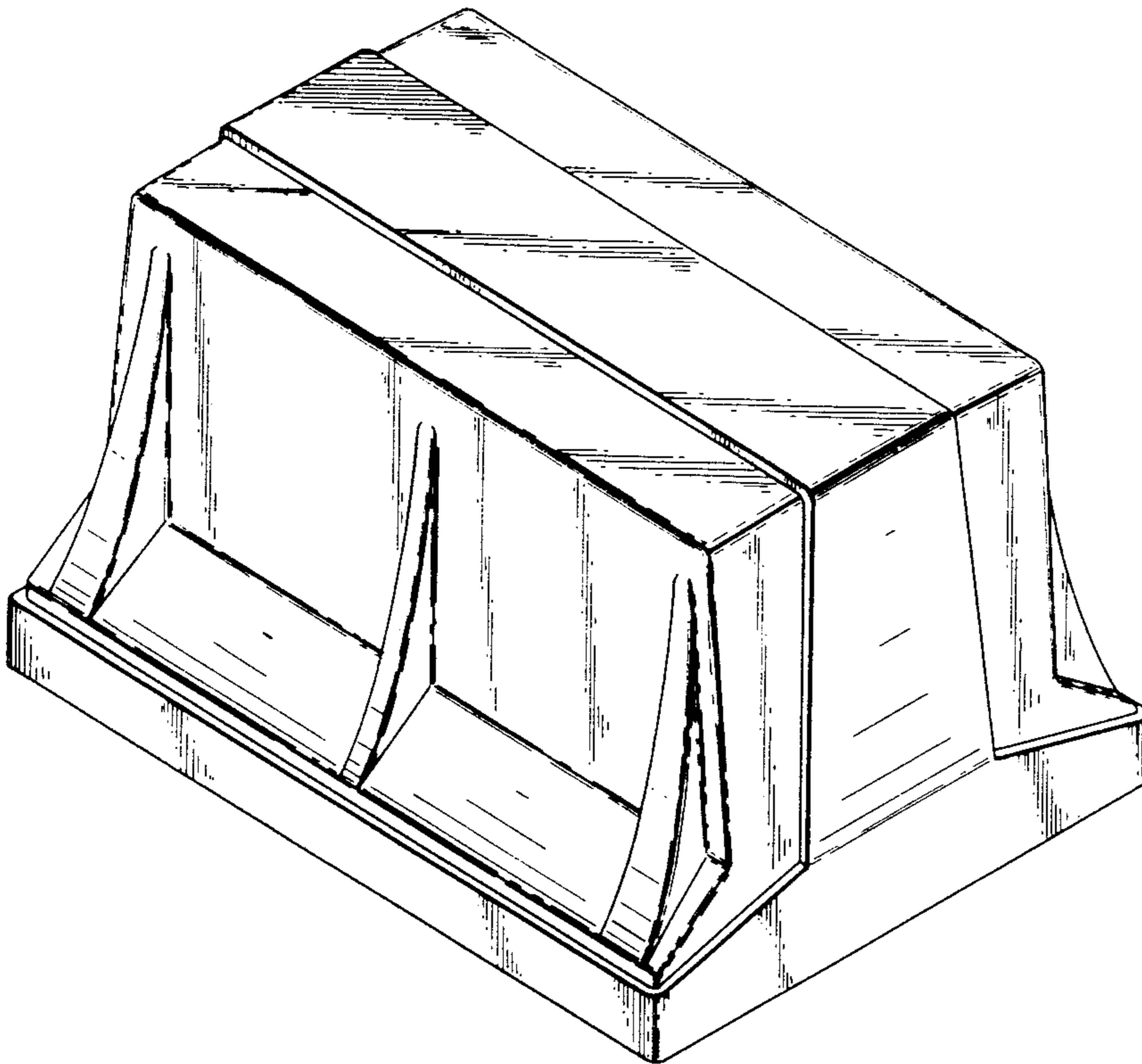
[57]

**CLAIM**

The ornamental design for a cover for floor outlet, as shown.

**DESCRIPTION**

FIG. 1 is an enlarged perspective view of a cover for a floor outlet showing my new design;  
FIG. 2 is a front elevational view thereof, the rear being identical;  
FIG. 3 is a side elevational view thereof;  
FIG. 4 is a top plan view thereof, with the underside surface substantially following the contours of the outer surface.



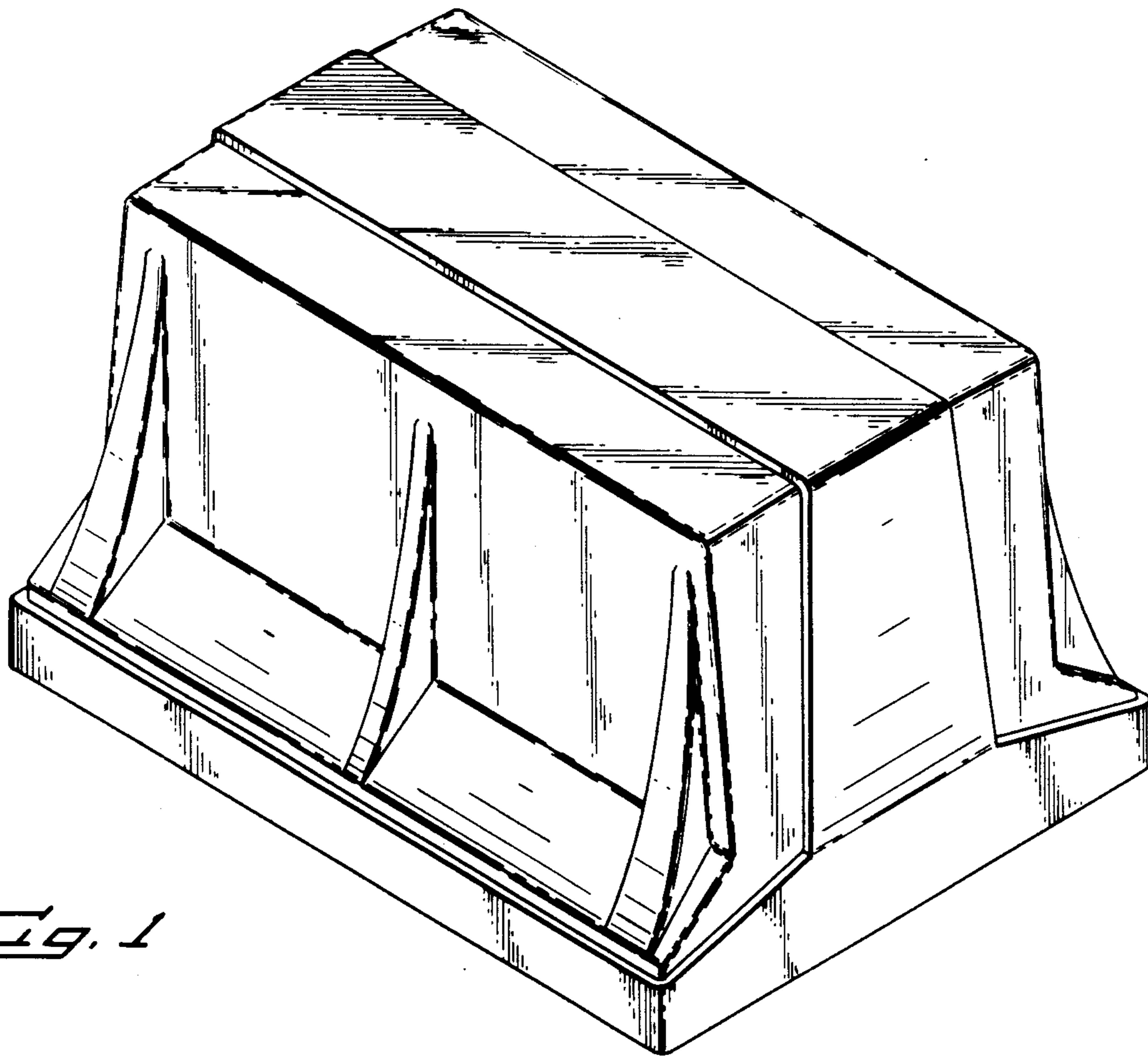


Fig. 1




Fig. 2

FIG. 3

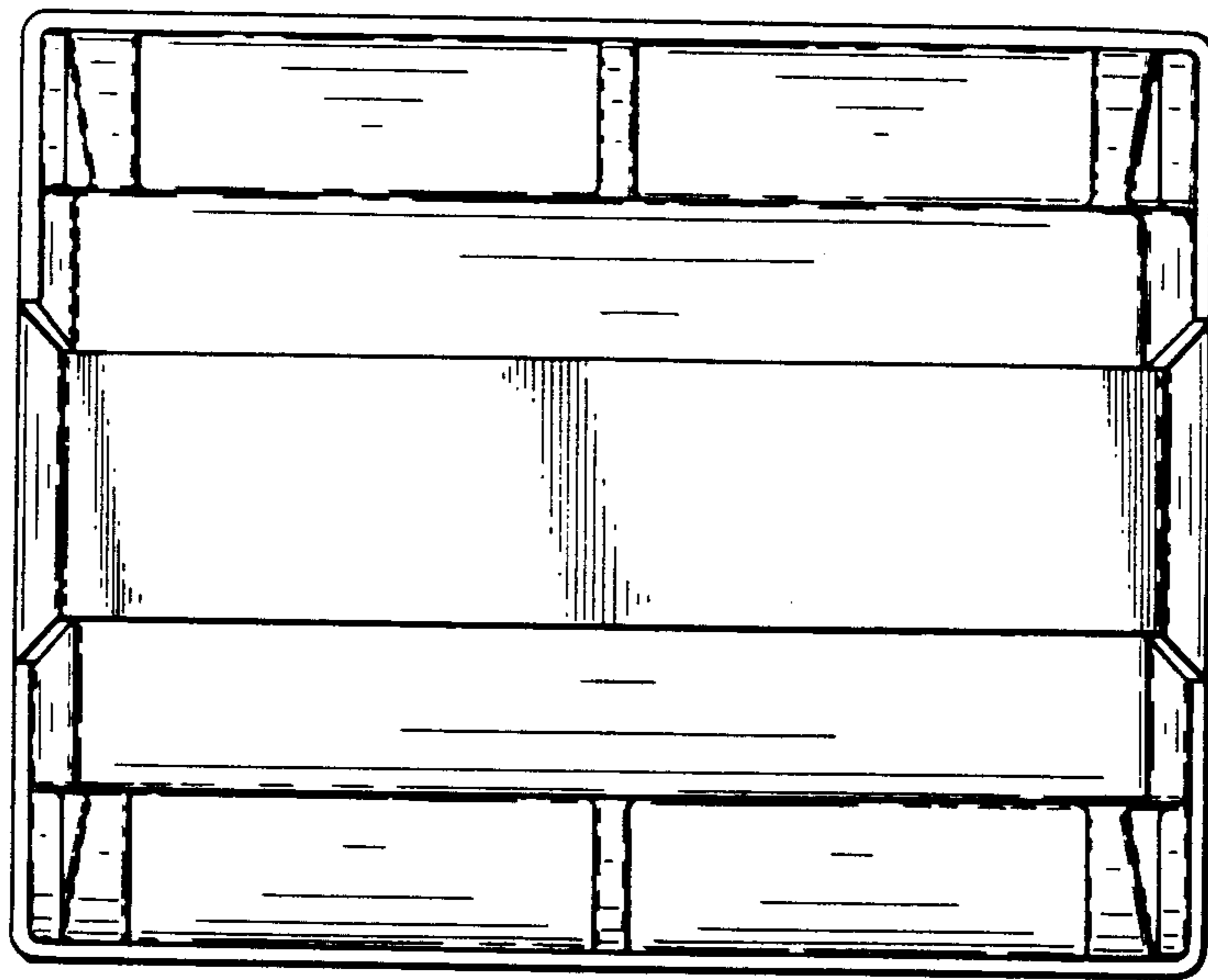



FIG. 4