

[54] BARBECUE TOOL

[76] Inventor: Logan W. Johnson, 7116 Shannon Dr., Edina, Minn. 55435

[**] Term: 14 Years

[21] Appl. No.: 20,176

[22] Filed: Mar. 13, 1979

[51] Int. Cl. D07-06

[52] U.S. Cl. D7/105

[58] Field of Search D7/105, 151, 152; 294/7, 33, 99

[56] References Cited

U.S. PATENT DOCUMENTS

| | | | | |
|------------|---------|---------|-------|--------|
| D. 94,137 | 12/1934 | Guild | | D7/105 |
| D. 194,113 | 11/1962 | Page | | D7/105 |
| 3,376,639 | 4/1968 | Pompini | | 294/7 |

OTHER PUBLICATIONS

Popular Mechanics, Aug. 1978, p. 69, Barbecue Tools with Oak Handles, top left, Tongs shown.

Primary Examiner—Winifred E. Herrmann
Attorney, Agent, or Firm—Donald R. Sjoström

[57] CLAIM

The ornamental design for a barbecue tool, substantially as shown and described.

DESCRIPTION

FIG. 1 is a view in perspective as seen from one side, top and one end of a barbecue tool showing my new design;

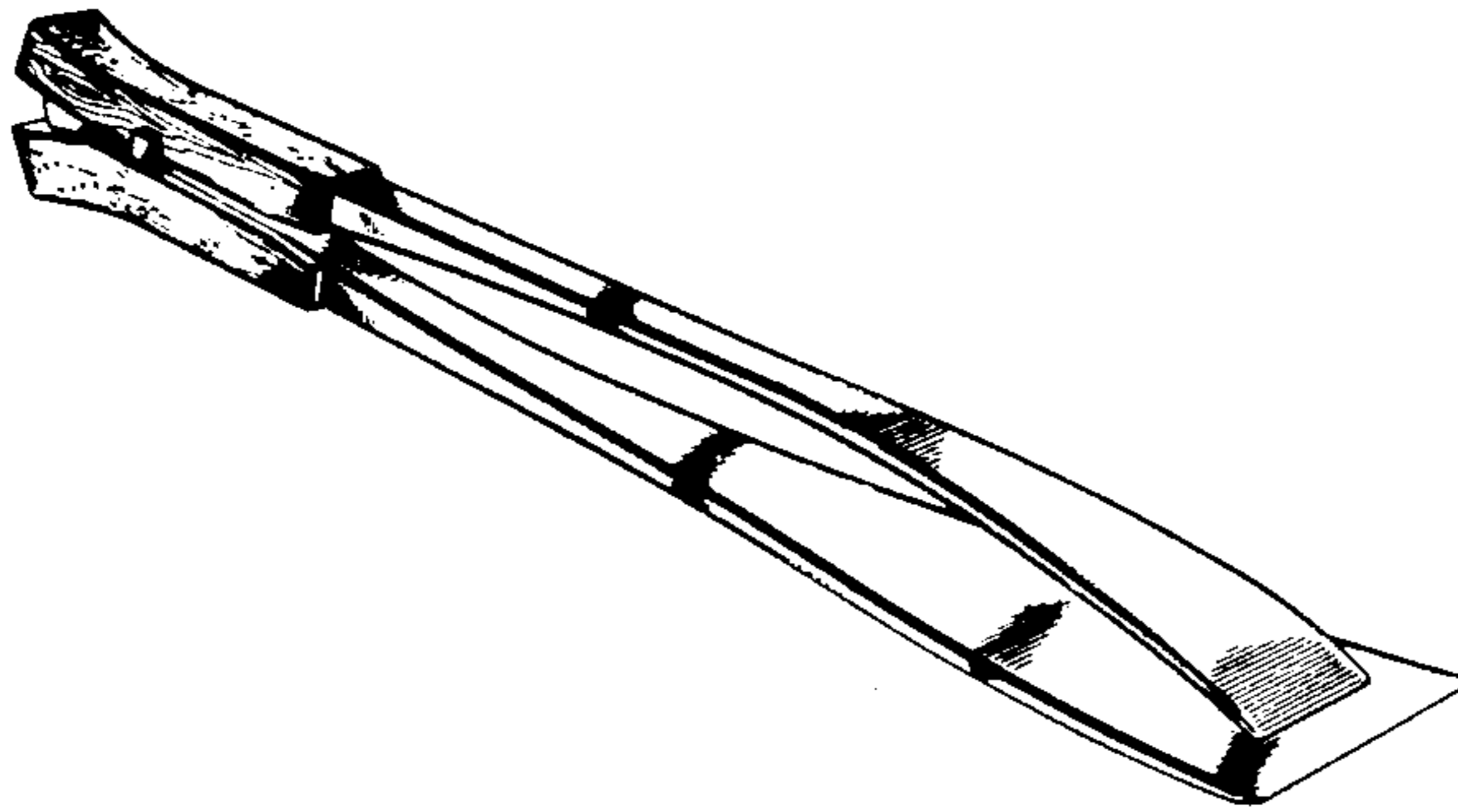
FIG. 2 is a view in side elevation as seen from the side opposite that shown in FIG. 1;

FIG. 3 is a view in top plan thereof;

FIG. 4 is a view in bottom plan thereof;

FIG. 5 is a view in end elevation as seen from the end that is shown in FIG. 1; and

FIG. 6 is a view in end elevation as seen from the end opposite that shown in FIG. 1.



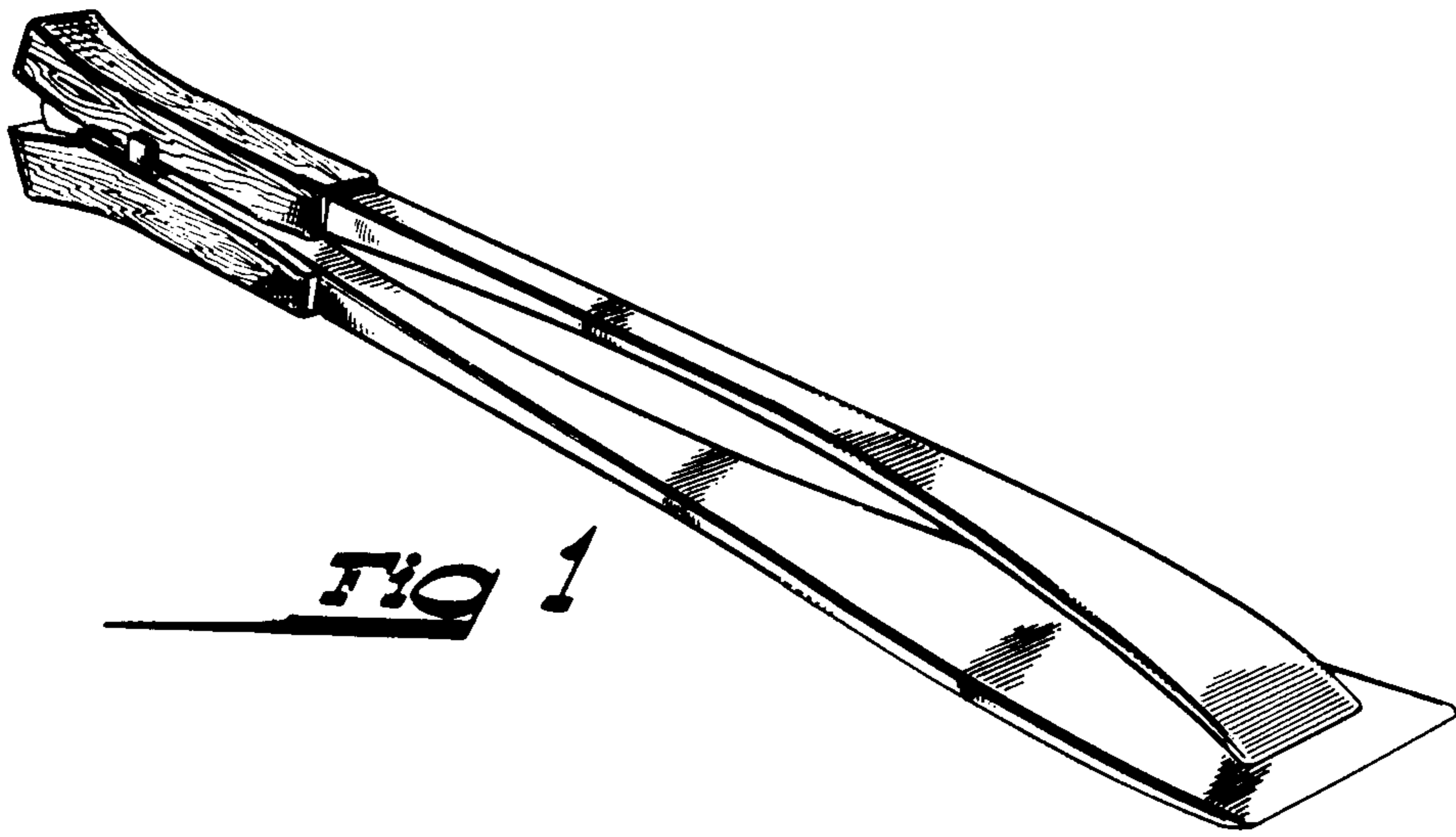


FIG 1

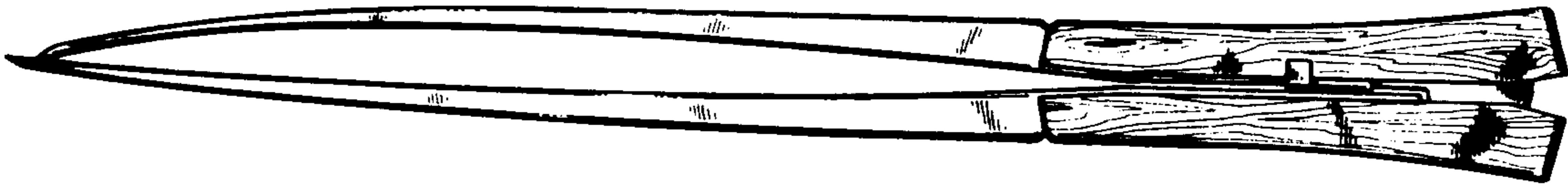


FIG 2

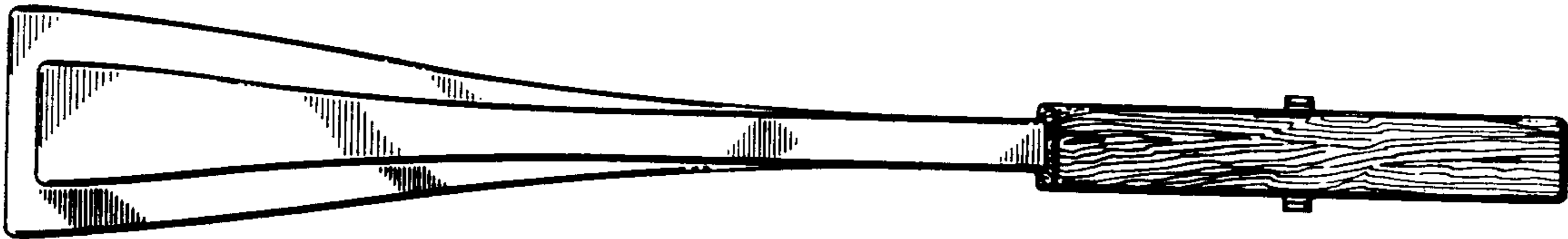


FIG 3

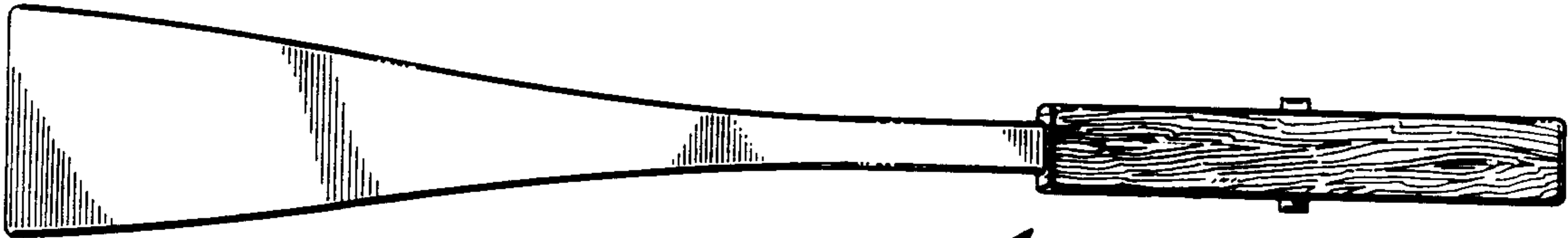


FIG 4

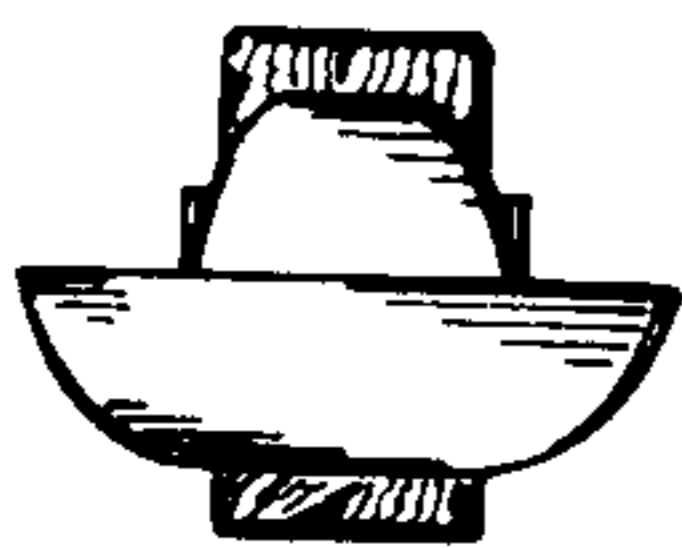


FIG 5




FIG 6