

[54] COMBINED DECANTER AND STOPPER

[75] Inventor: James E. Plummer, Toledo, Ohio

[73] Assignee: Owens-Illinois, Inc.

[**] Term: 14 Years

[21] Appl. No.: 955,424

[22] Filed: Oct. 27, 1978

[51] Int. Cl. D07-01; D07-06

[52] U.S. Cl. D7/52; D7/17; D9/385

[58] Field of Search D7/52, 54, 58, 55, 1, D7/17; D9/102, 103, 107, 108, 133, 132, 284, 254, 285

[56] References Cited

U.S. PATENT DOCUMENTS

- D. 136,656 11/1943 Flauder D7/52
- D. 172,869 8/1954 Du Pree D9/284 X

OTHER PUBLICATIONS

Early American Pressed Glass, by Ruth Webb Lee, ©1931, 1946, plate 43, Diamond Point Pint Decanter, bottom middle.

American Glass by McKearin, ©1948, plate 50, item #4-top right, Cut Glass Decanter.

Primary Examiner—Winifred E. Herrmann
Attorney, Agent, or Firm—J. R. Nelson

[57] CLAIM

The ornamental design for a combined decanter and stopper, substantially as shown and described.

DESCRIPTION

FIG. 1 is a side elevational view of a combined decanter and stopper showing my new design;

FIG. 2 is a top plan view thereof;


FIG. 3 is a bottom plan view thereof, it being understood that the cut ornamentation continues about the entire periphery in the paths indicated by the dot-dash lines;

FIG. 4 is an enlarged fragmentary sectional view taken on line 4-4 of FIG. 3;

FIG. 5 is an enlarged fragmentary sectional view taken on line 5-5 of FIG. 3; and

FIG. 6 is an enlarged fragmentary sectional view taken on line 6-6 of FIG. 3.

The side opposite that shown in FIG. 1 is the same in appearance as the side shown.



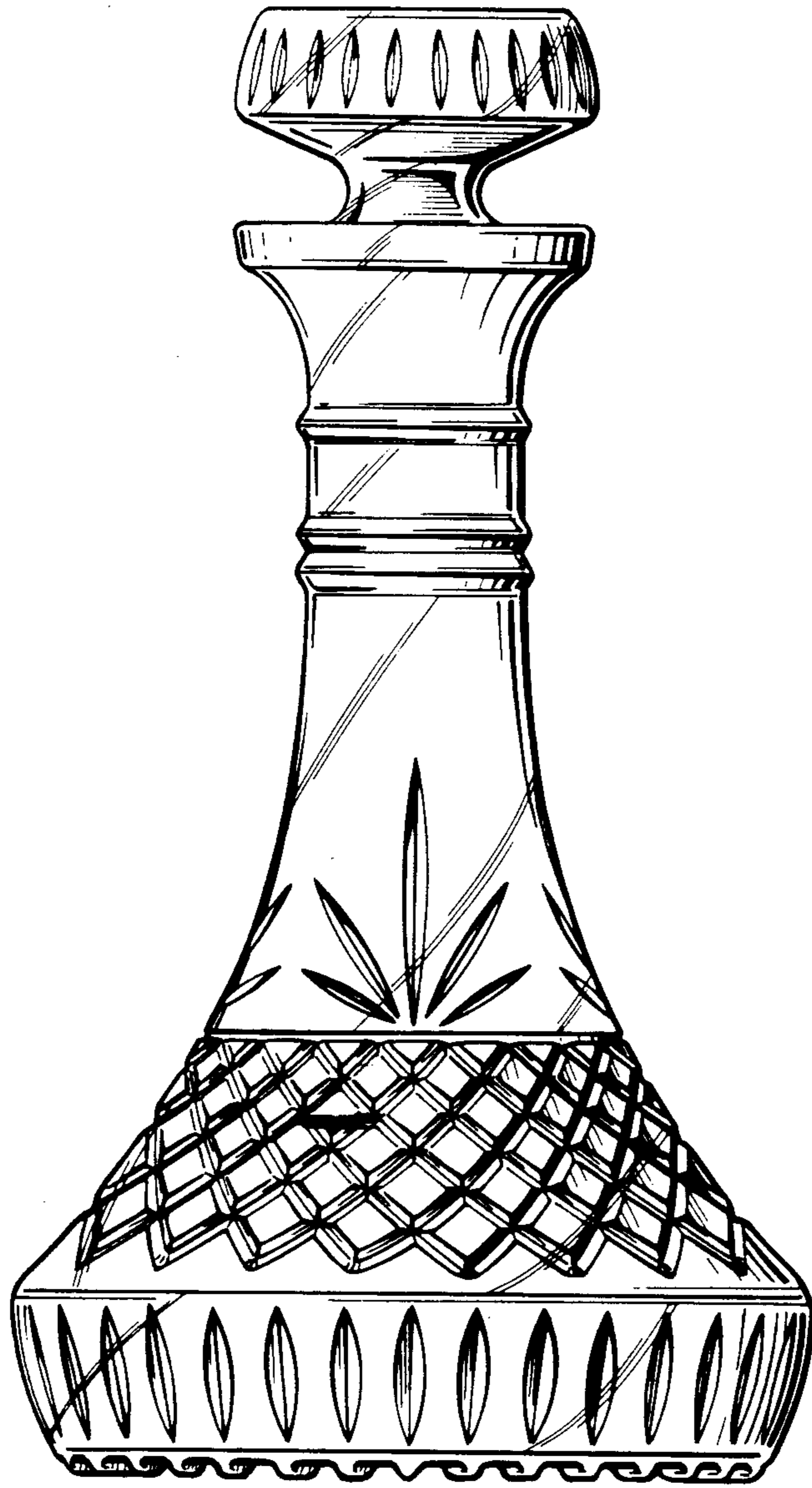


FIG. 1




FIG. 2

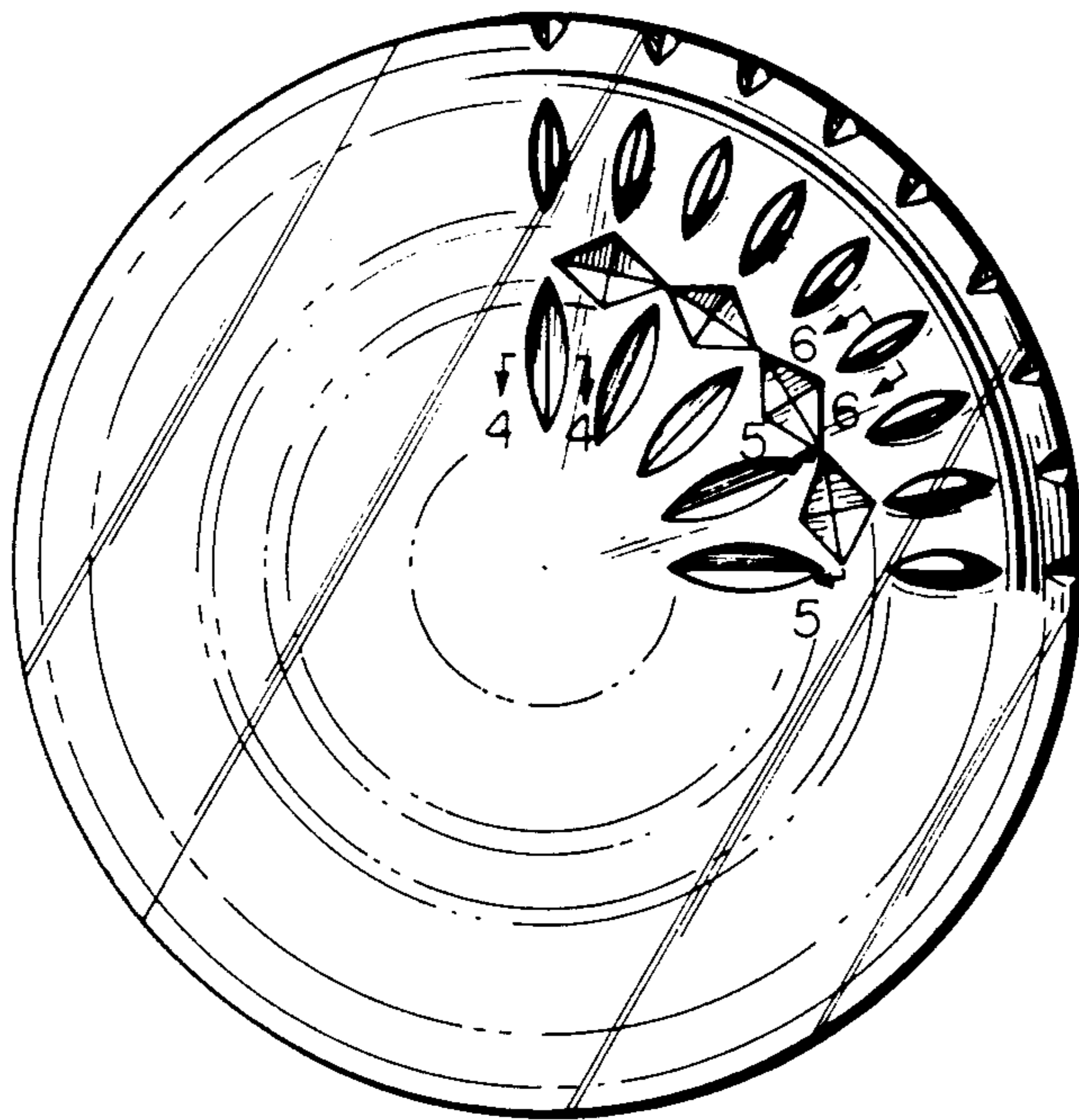


FIG. 3



FIG. 4



FIG. 5



FIG. 6