

[54] KITCHEN APPLIANCE COVER

[76] Inventors: **Joe Ann Levine**, 9908 Catalina, Overland Park, Kans. 66207; **Roberta L. Saper**, 9321 Alhambra, Prairie Village, Kans. 66208; **Beverly R. Lewis**, 1909 W. 68 St., Mission Hills, Kans. 66208

[**] Term: **14 Years**

[21] Appl. No.: **923,040**

[22] Filed: **Jul. 10, 1978**

[51] Int. Cl. **D6-99**

[52] U.S. Cl. **D6/269; D9/314; 150/52 R**

[58] Field of Search **D2/79; D6/202, 269; D9/251, 259, 260, 269; D15/75; D21/221; 15/247; 47/28 R, 28 A, 29; 150/52 R, 52 C, 52 E, 52 G, 52 L; 217/81**

[56]

References Cited

U.S. PATENT DOCUMENTS

D. 63,254	11/1923	Dudley	D9/251
D. 131,383	2/1942	Thelander	D21/221
1,340,863	5/1920	Knight	150/52 R
2,685,318	8/1954	Merkle	150/52 R

OTHER PUBLICATIONS

Whitehouse Uniforms & Apparel Cat. ©1930, p. 11, chef's hat.

Primary Examiner—George G. Stellar
Attorney, Agent, or Firm—Claude A. Fishburn

[57]

CLAIM

The ornamental design for a kitchen appliance cover, as shown and described.

DESCRIPTION

FIG. 1 is a perspective view of a kitchen appliance cover, showing our new design.

FIG. 2 is a top plan view on a somewhat reduced scale thereof.

FIG. 3 is a front elevational view thereof.

FIG. 4 is a side elevational view thereof.

FIG. 5 is a back elevational view thereof.





Fig. 1.

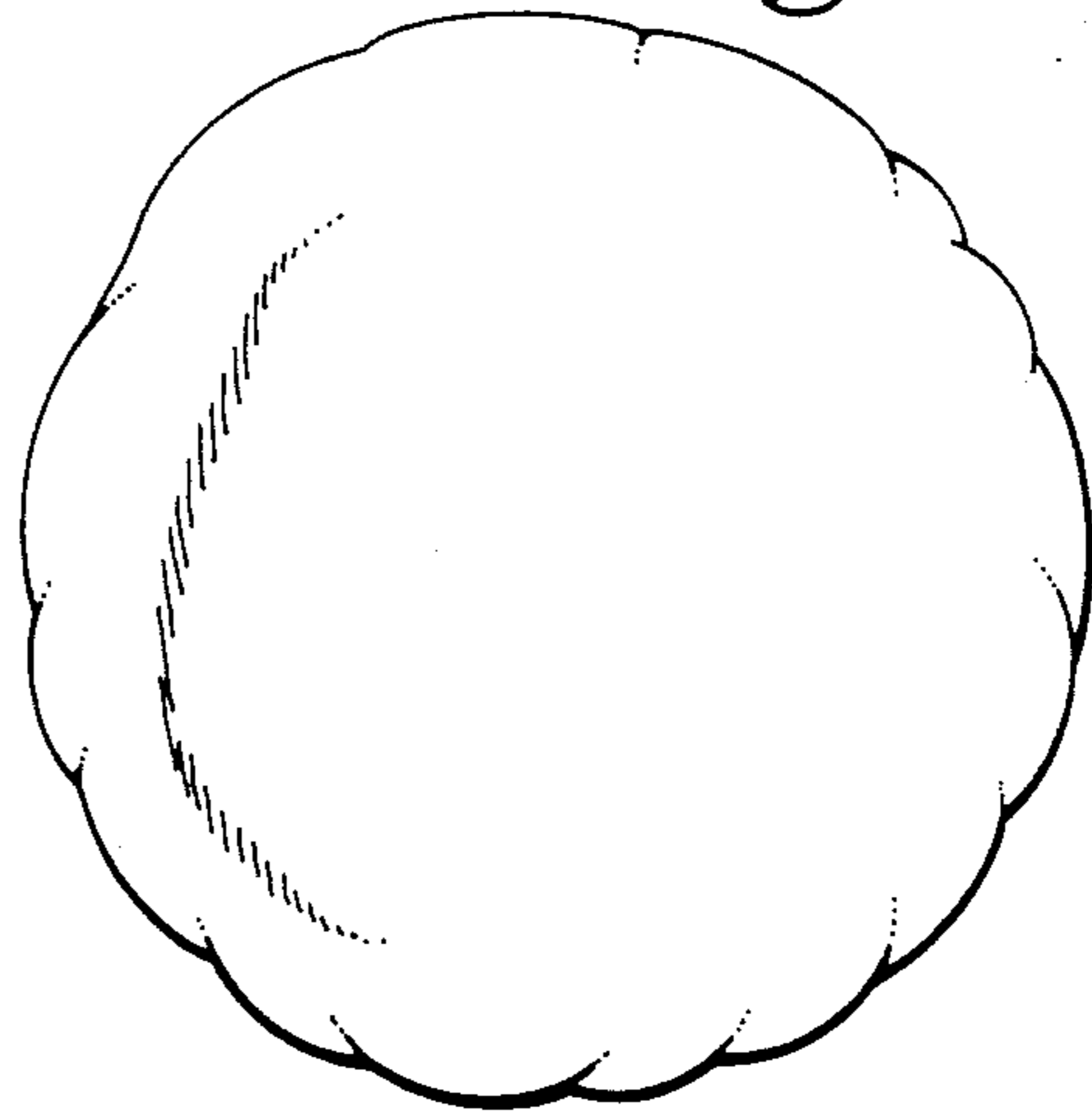


Fig. 2.

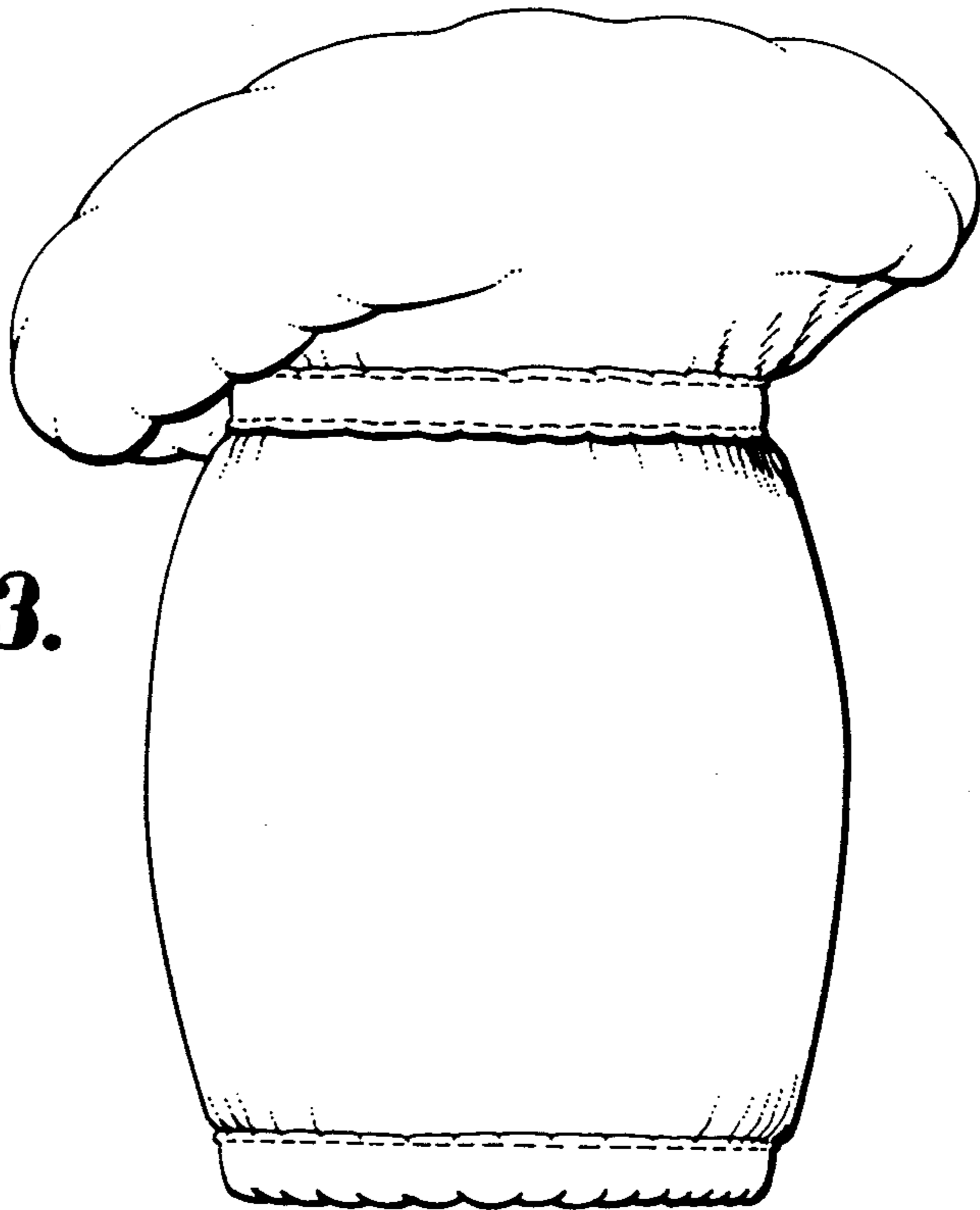


Fig. 3.



Fig. 4.

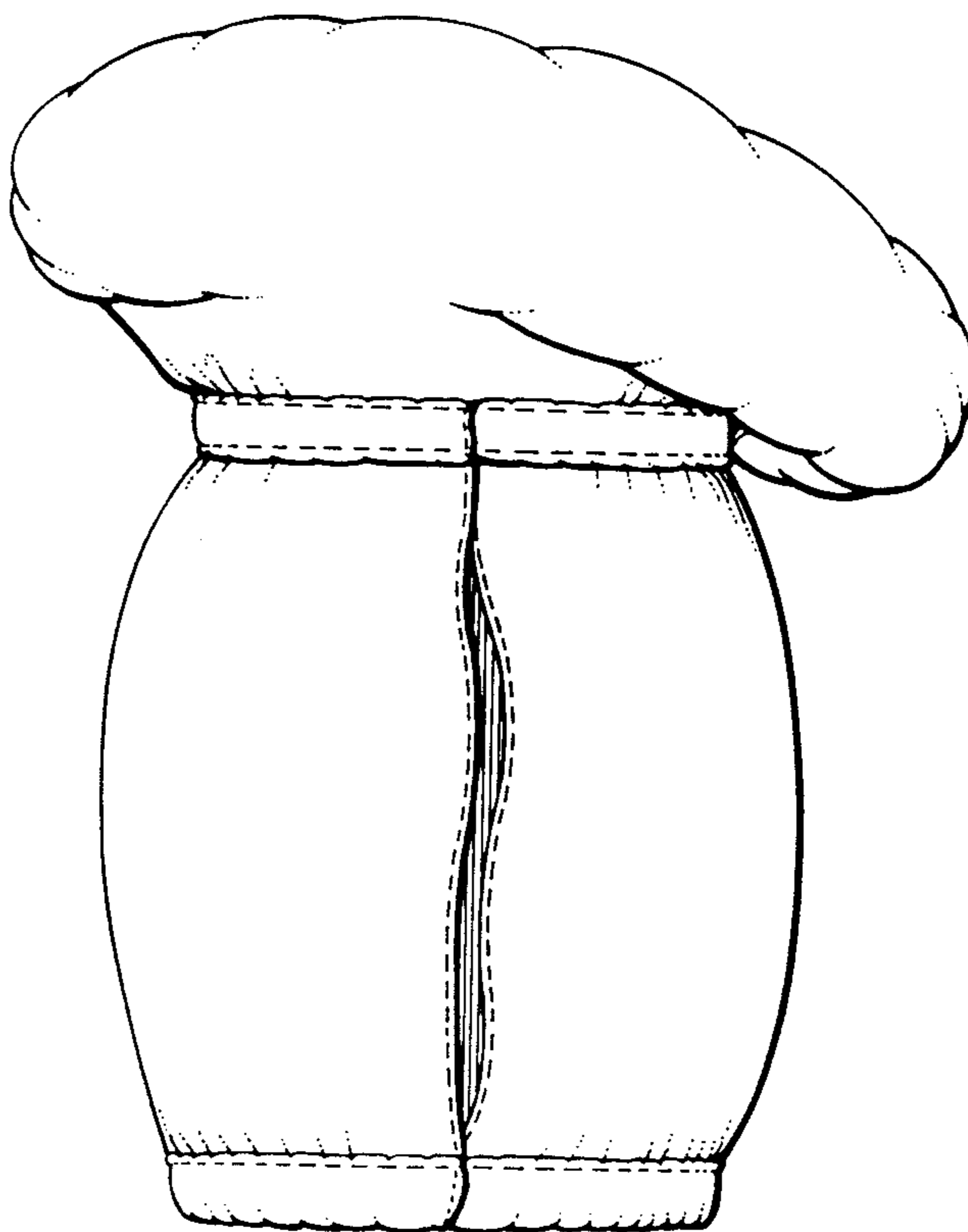


Fig. 5.