

[54] DISPLAY RACK

[76] Inventor: Lawrence A. Lewis, 285 Sunset Ave., Englewood, N.J. 07631

[**] Term: 14 Years

[21] Appl. No.: 14,628

[22] Filed: Feb. 23, 1979

[51] Int. Cl. D20-02; D8-08

[52] U.S. Cl. D6/114; D6/28; D6/157; D8/373; D8/394

[58] Field of Search D6/85, 114, 157, 28; D8/355, 366, 372, 373, 380, 394; 211/13, 60 R, 60 T, 87, 88, 90, 106; 248/309 R, 311.1 R, 311.1 A, 312, 315

[56]

References Cited

U.S. PATENT DOCUMENTS

436,600	9/1890	Hartman	211/87
1,446,036	2/1923	Dodd	248/311.1 A
1,449,698	3/1923	Roragen et al.	211/106
2,027,799	1/1936	Wharton	211/13

Primary Examiner—Wallace R. Burke
Assistant Examiner—B. J. Bullock
Attorney, Agent, or Firm—Lorimer P. Brooks

[57]

CLAIM

The ornamental design for a display rack, as shown.

DESCRIPTION

FIG. 1 is a reduced isometric view of a display rack showing my new design;

FIG. 2 is a front elevational view shown broken away for clarity of illustration;

FIG. 3 is a side elevational view taken from the left of FIG. 2;

FIG. 4 is a rear elevational view of FIG. 2.



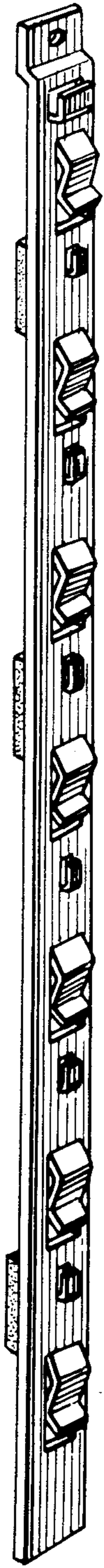


Fig. 1.

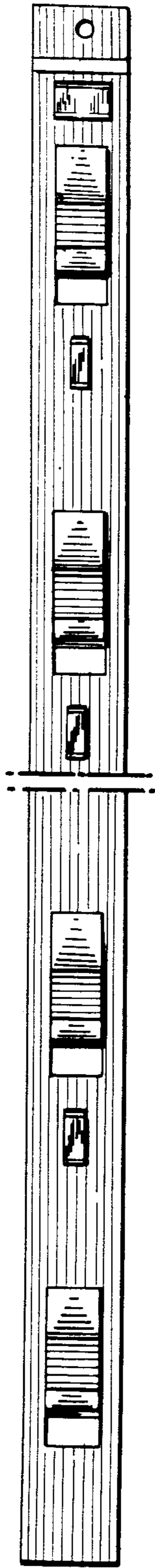


Fig. 2.



Fig. 3.

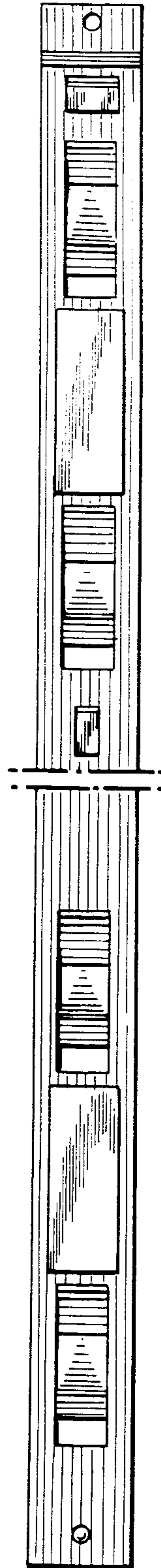


Fig. 4.