

[54] MOUNTING PLATE FOR AUTOMOBILE HI-FIDELITY SYSTEM SPEAKERS

4,072,829 2/1978 Ogihara 179/146 R
4,152,544 5/1979 Sanpei et al. 179/146 R

[75] Inventor: Makoto Fujiwara, Los Angeles, Calif.

Primary Examiner—Bernard Ansher
Attorney, Agent, or Firm—Donald D. Mon

[73] Assignee: Clarion Corporation of America, Lawndale, Calif.

[57] CLAIM

[**] Term: 14 Years

The mounting plate for automobile hi-fidelity system speakers, as shown and described.

[21] Appl. No.: 890,853

DESCRIPTION

[22] Filed: Mar. 27, 1978

[51] Int. Cl. D14-01

[52] U.S. Cl. D14/37

[58] Field of Search D14/37, 38; 179/146 R, 179/178; 248/505, 506, 27.1; 181/199, 198, 148

FIG. 1 is a rear elevation of mounting plate for automobile hi-fidelity system speakers showing my new design; FIG. 2 is a reduced front elevation thereof, with the grill screen omitted for ease of illustration; FIG. 3 is a top plan view thereof; FIG. 4 is a left side elevation thereof; FIG. 5 is a right side elevation thereof; FIG. 6 is a bottom plan view thereof; and FIG. 7 is a fragmentary cross-section taken on line 7-7 of FIG. 2.

[56] References Cited

U.S. PATENT DOCUMENTS

D. 245,248	8/1977	Brown, Jr.	D14/37
D. 248,757	8/1978	Bokmiller	D14/37
3,859,480	1/1975	Birkner et al.	179/178
4,032,725	6/1977	McGee	179/178

The grill screen illustrated in FIGS. 3-6 inclusive is depicted slightly differently than said corresponding element disclosed in FIG. 1 due to the reduced size of the views.

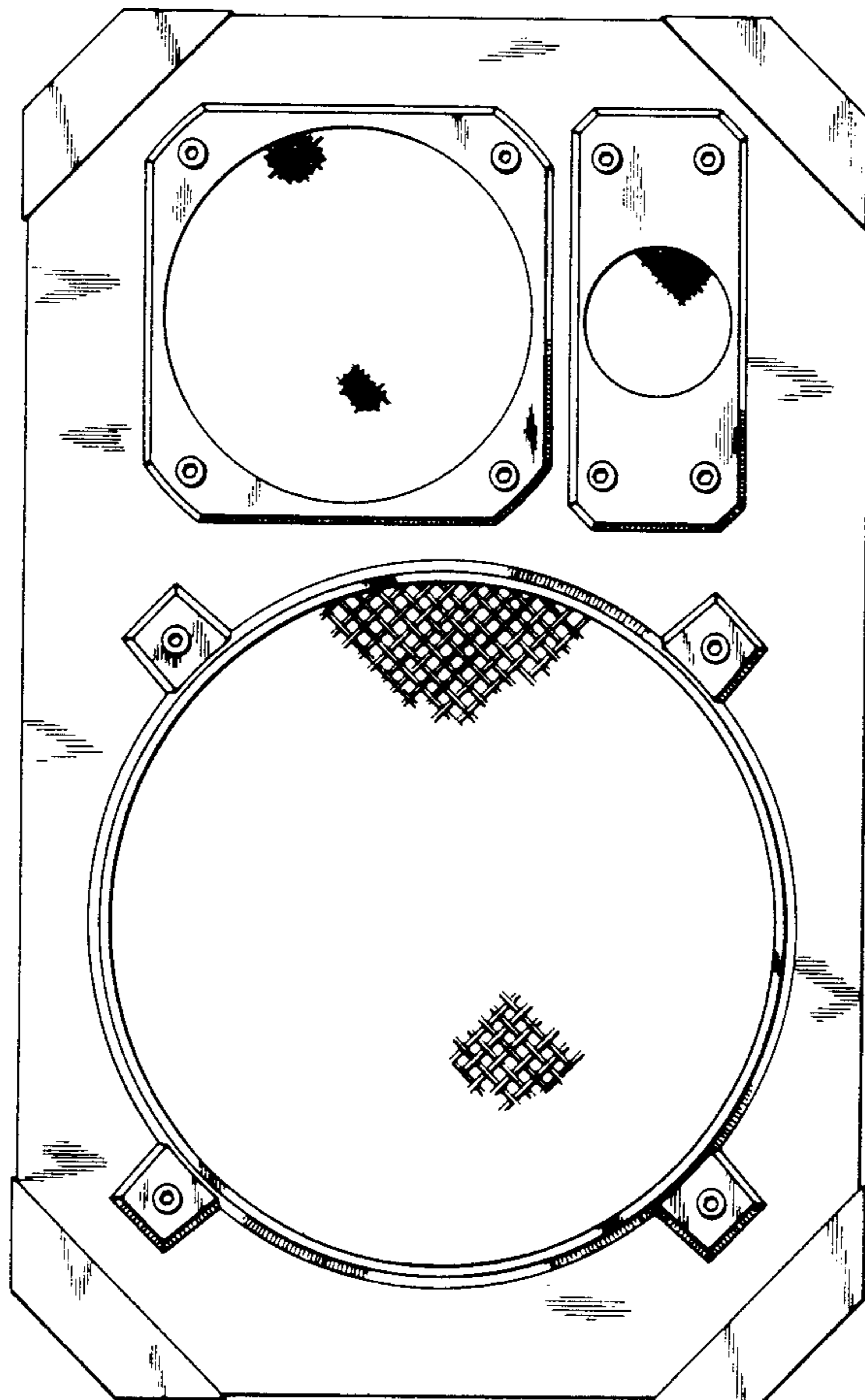


FIG. 1

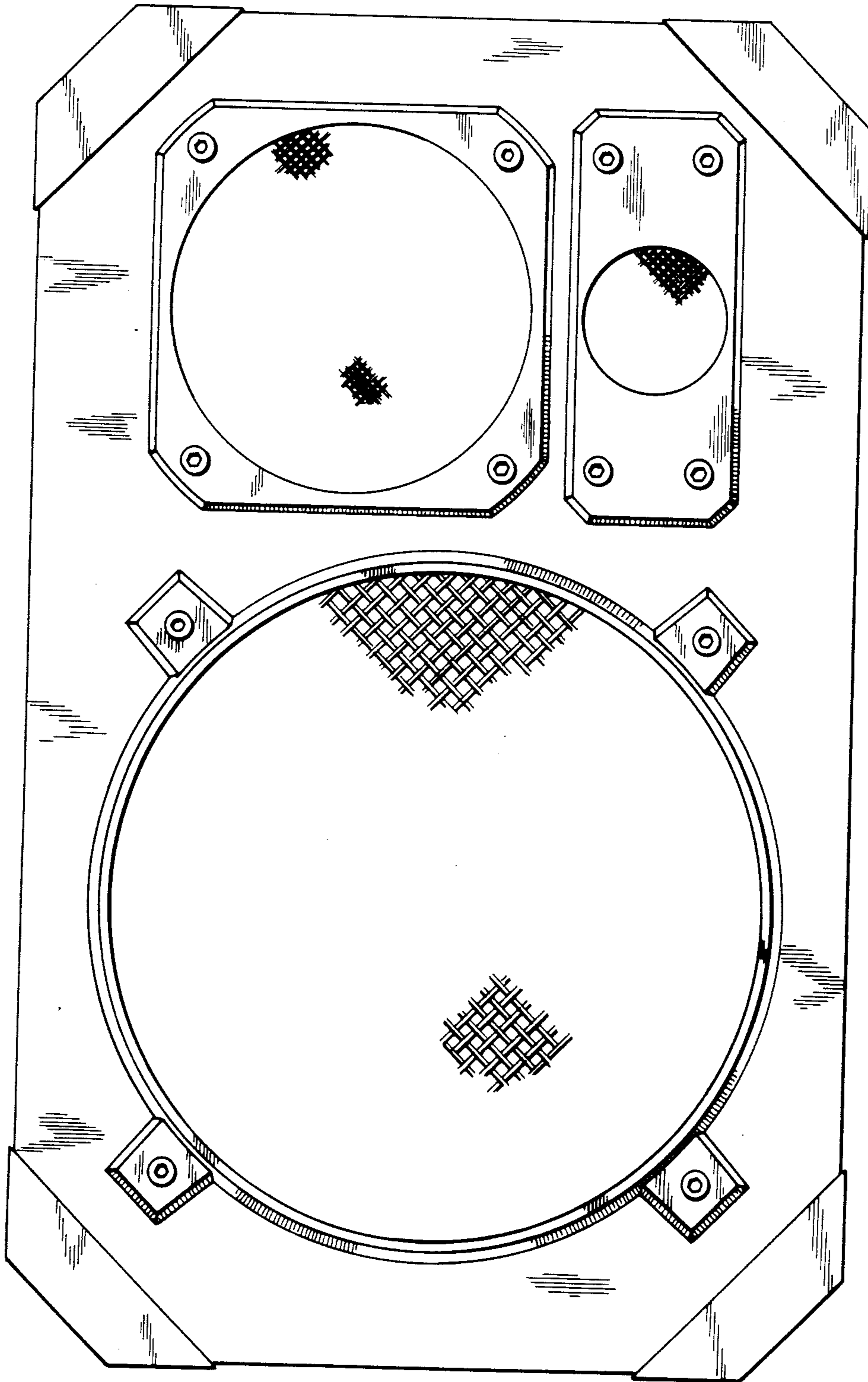


FIG. 3




FIG. 4

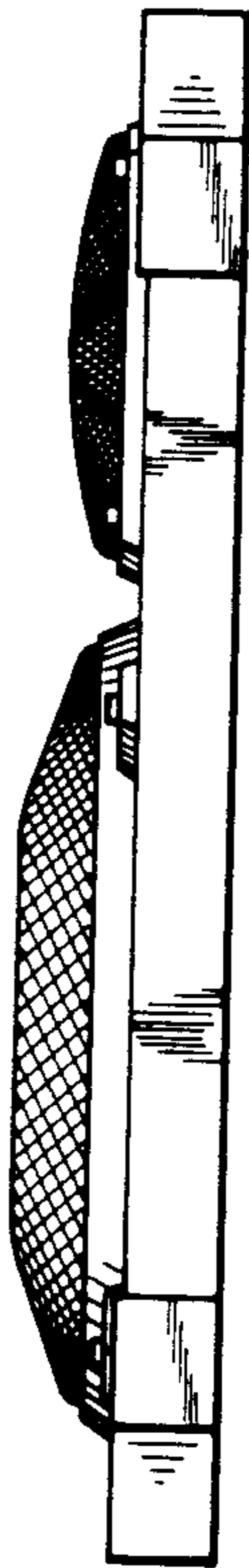


FIG. 2

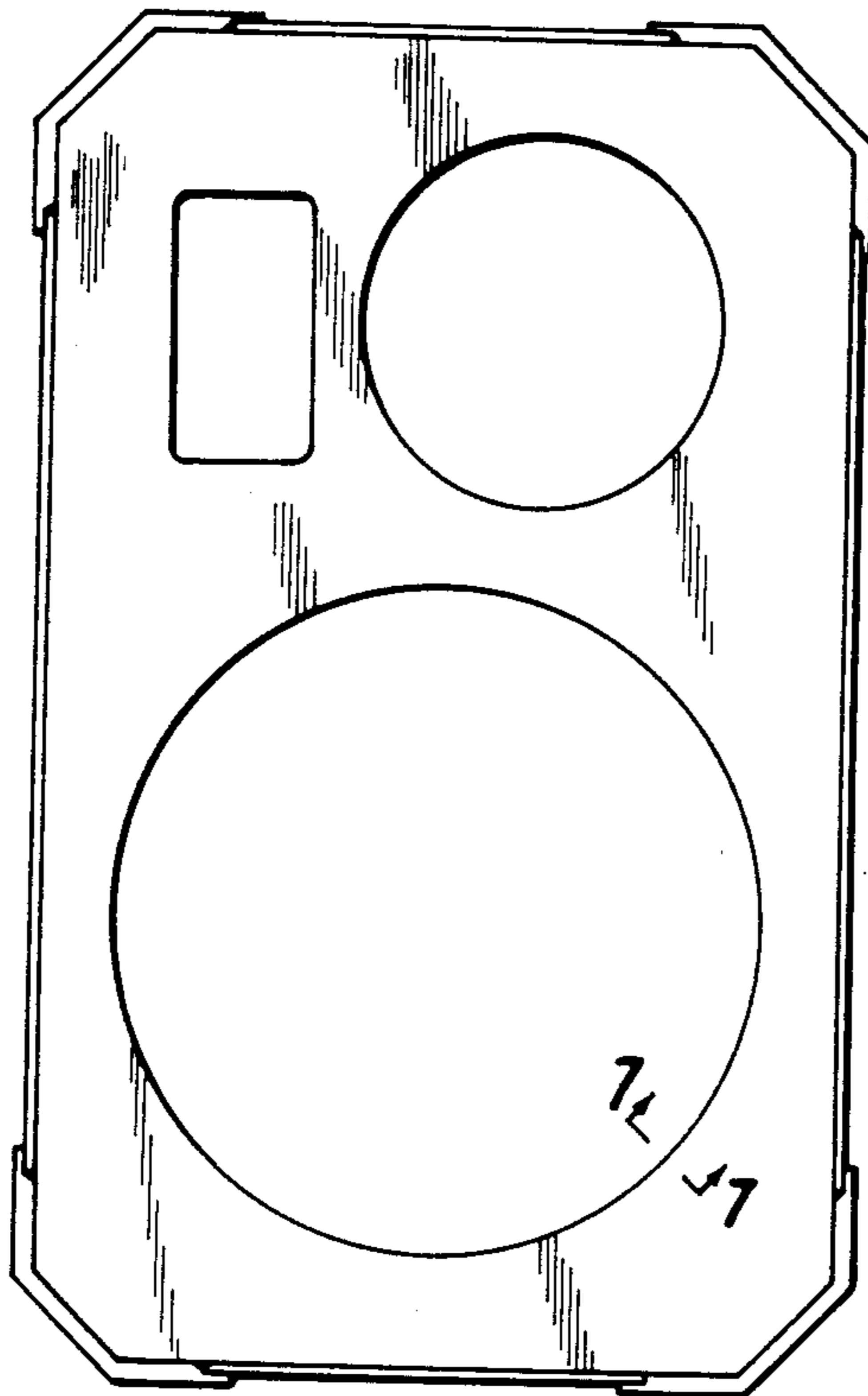


FIG. 5



FIG. 6



FIG. 7

