

[54] **DOUBLE CHANNEL ROLL BAR FOR RETRACTABLE AWNINGS**

[75] Inventor: **Donald S. McKee**, Louisville, Colo.

[73] Assignee: **The Scott & Fetzer Company**, Lakewood, Ohio

[**] Term: **14 Years**

[21] Appl. No.: **8,322**

[22] Filed: **Feb. 1, 1979**

[51] Int. Cl. **D8-09**

[52] U.S. Cl. **D8/376; D25/74**

[58] Field of Search **D25/73, 74, 75, 76, D25/77, 78, 59, 57; 248/252, 273; 160/23 R, 22, 67, 66, 68; D8/376, 363, 377, 366; 52/720, 737, 738**

[56] **References Cited**

U.S. PATENT DOCUMENTS

D. 234,756	4/1975	Bergstrom	D25/74 X
D. 245,756	9/1977	McKee	D8/376
4,020,888	5/1977	Upton et al.	160/66
4,033,397	7/1977	McKee	160/67 X

Primary Examiner—A. Hugo Word

Attorney, Agent, or Firm—Gary M. Polumbus

[57] **CLAIM**

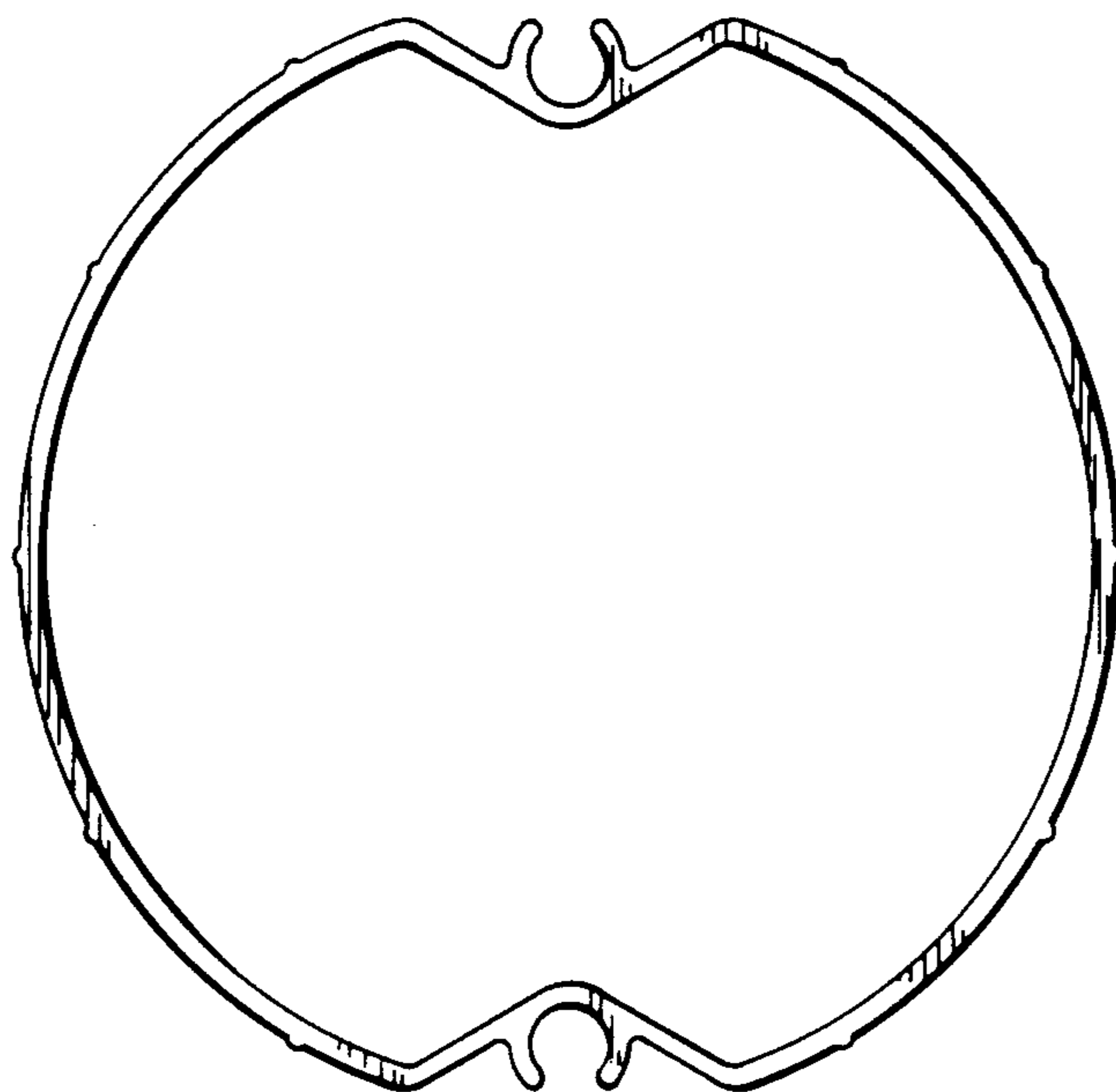
The ornamental design for a double channel roll bar for retractable awnings, as shown.

DESCRIPTION

FIG. 1 is an end elevation of the roll bar of the present invention.

FIG. 2 is a side elevation of the roll bar as shown in FIG. 1.

FIG. 3 is a top plan view of the roll bar as shown in FIG. 1.



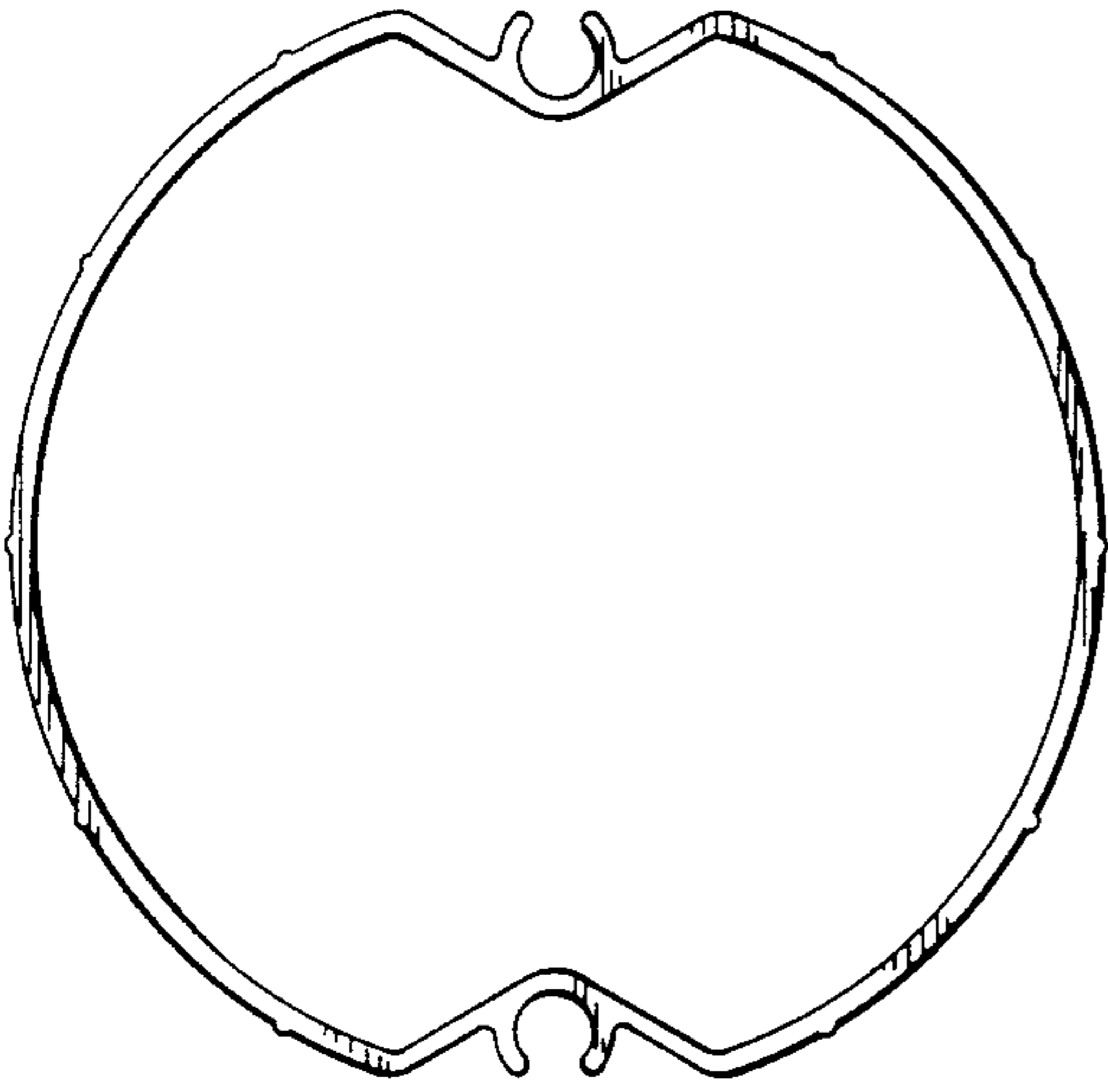


Fig. - 1




Fig. - 2

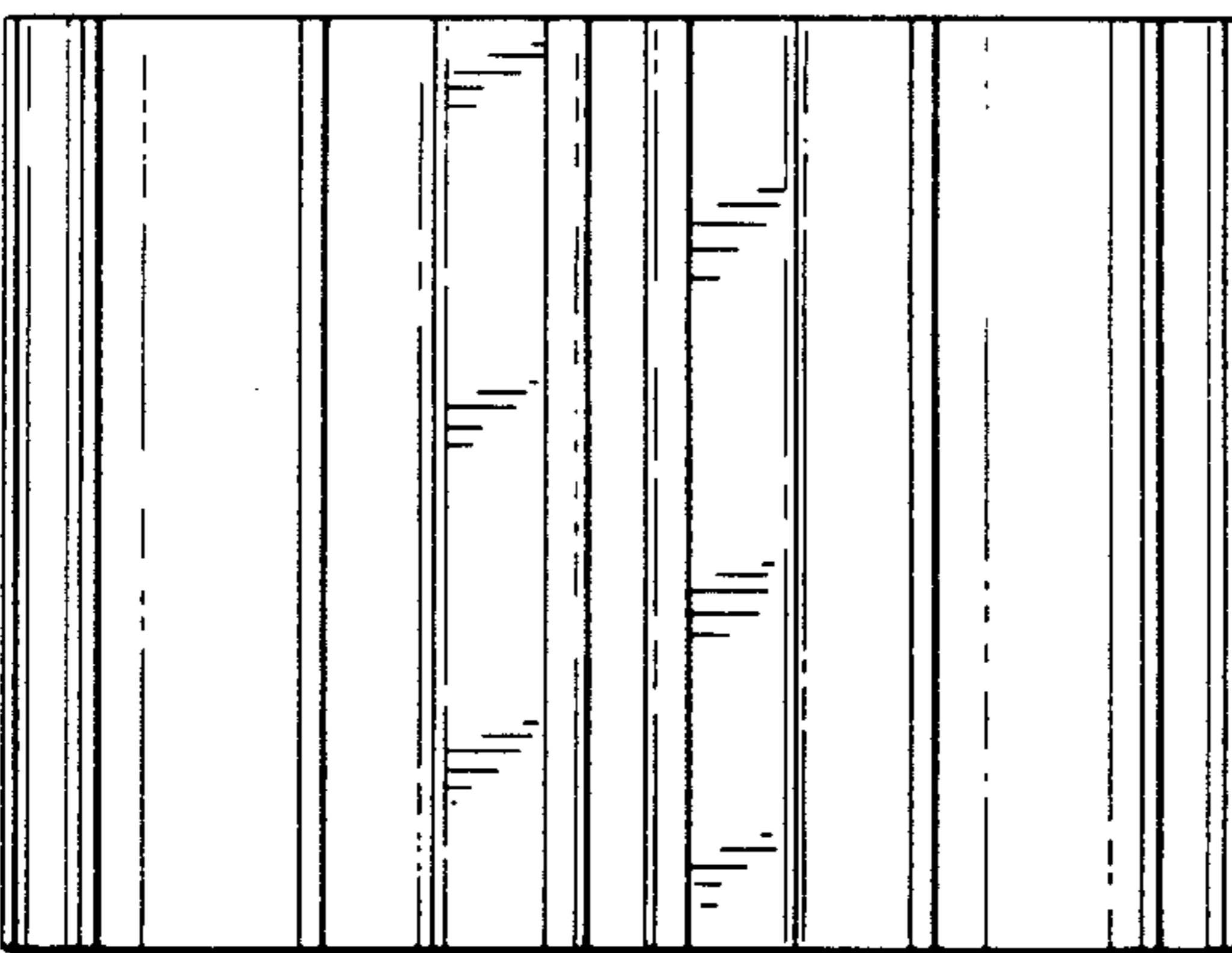


Fig. - 3