

[54] ARTICLE OF FLATWARE

[75] Inventor: William J. Knope, Meriden, Conn.

[73] Assignee: International Silver Company, Meriden, Conn.

[**] Term: 14 Years

[21] Appl. No.: 41,724

[22] Filed: May 23, 1979

[51] Int. Cl. D07-03

[52] U.S. Cl. D7/137

[58] Field of Search D7/137, 150, 152, 151

[56] References Cited

U.S. PATENT DOCUMENTS

D. 173,184	10/1954	Bowlen	D7/137
D. 185,480	6/1959	Young et al.	D7/137
D. 202,653	10/1965	Perry	D7/137
D. 210,910	4/1968	Perry	D7/137
D. 215,121	9/1969	Manderfield	D7/137
D. 240,099	6/1976	Lea	D7/137
D. 252,375	7/1979	Manderfield	D7/137

Primary Examiner—Winifred E. Herrmann

Attorney, Agent, or Firm—Liddy, Sullivan, Galway & Vaccaro

[57] CLAIM

The ornamental design for an article of flatware, as shown and described.

DESCRIPTION

FIG. 1 is a front elevational view of an article of flatware showing my new design as embodied in a fork; FIG. 2 is a side elevational view from the right of FIG. 1;

FIG. 3 is a rear elevational view of FIG. 1;

FIG. 4 is a cross-sectional view taken on line 4-4 of FIG. 1;

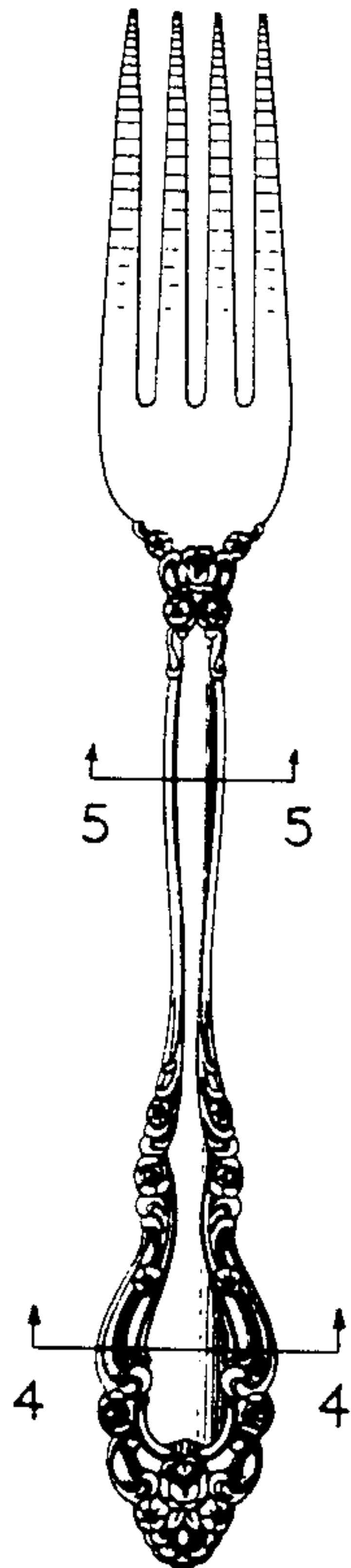
FIG. 5 is a cross-sectional view taken on line 5-5 of FIG. 1;

FIG. 6 is a front elevational view of an article of flatware showing my new design as embodied in a spoon, the rear view of the handle portion being similar to FIG. 3; and

FIG. 7 is a side elevational view from the bottom of FIG. 6.

The sides opposite the handle portions shown in FIGS. 2 and 7 are mirror images of the respective shown sides.

The distinguishing feature of my new design for an article of flatware resides in the handle configuration.



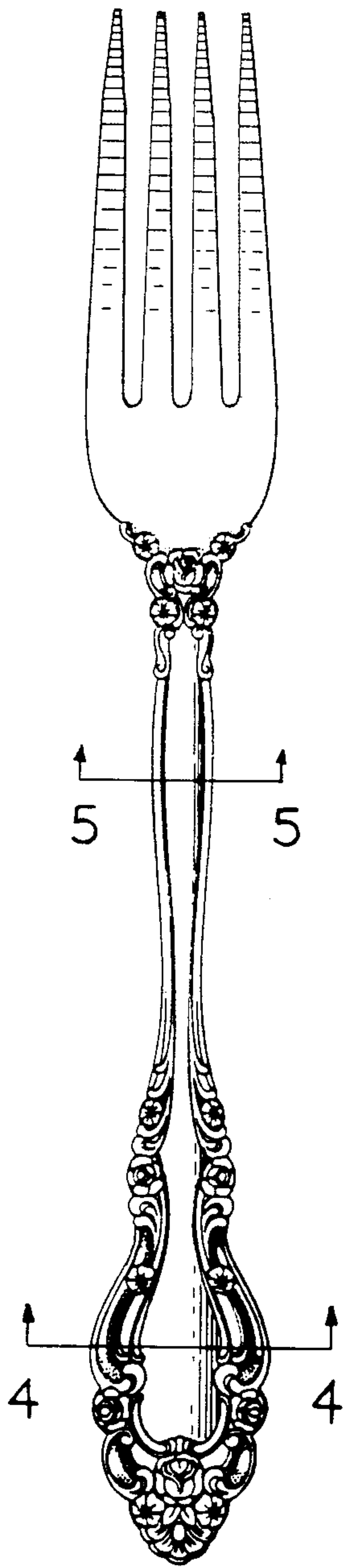


FIG. 1



FIG. 5



FIG. 4




FIG. 2

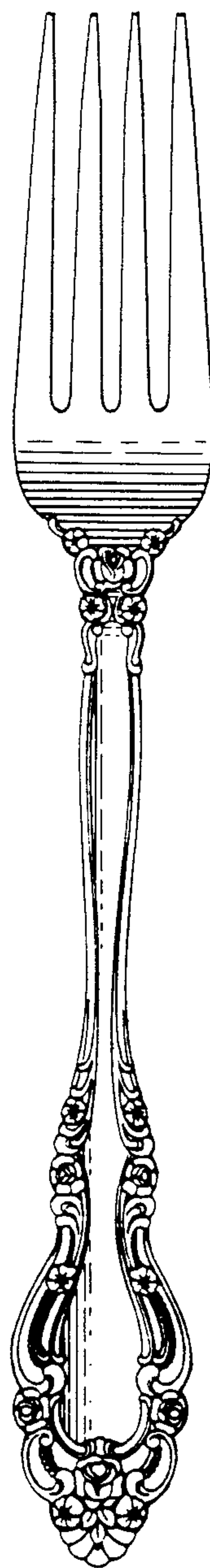


FIG. 3

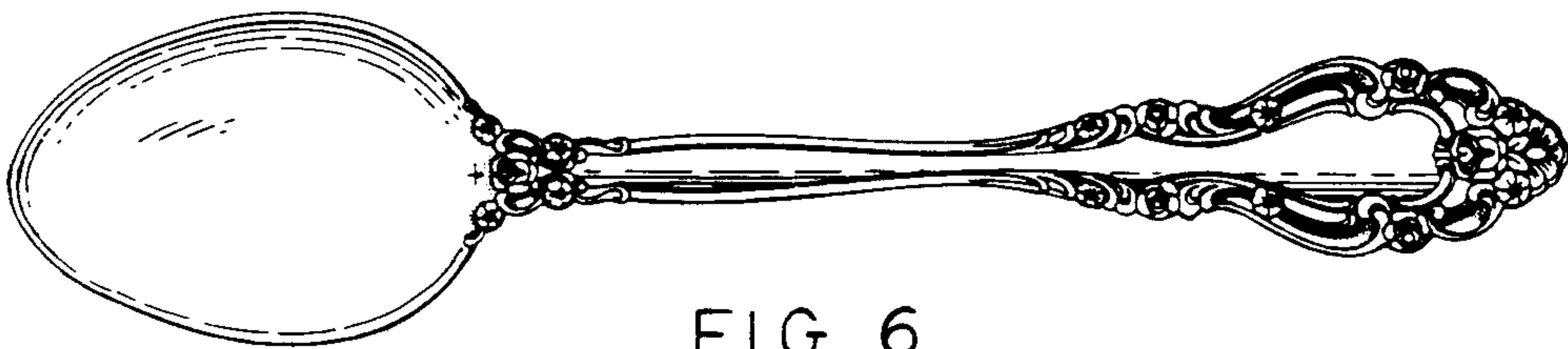


FIG. 6




FIG. 7