

[54] CUSTOMER SATISFACTION TERMINAL,  
OR THE LIKE

[75] Inventors: Ernest R. Cadotte, Knoxville, Tenn.;  
Gerald P. Hester; Martin D. Husted,  
both of Santa Ana, Calif.

[73] Assignee: MSI Data Corporation

[\*\*] Term: 14 Years

[21] Appl. No.: 951,239

[22] Filed: Oct. 13, 1978

[51] Int. Cl. .... D14-02

[52] U.S. Cl. .... D14/45

[58] Field of Search ..... D14/40-51;  
D19/59, 60; D13/12, 40, 41; D18/5, 6, 7, 11,  
13; 312/223; 361/390, 391, 331; 174/50, 52 R;  
340/365 R, 365 VL, 711, 720; 364/900, 708;  
235/145 R, 1 D; 455/351; 35/9 R-9 H, 5, 6, 48  
R

[56] References Cited

U.S. PATENT DOCUMENTS

3,414,985 12/1968 Ashley ..... 35/6 X  
3,761,877 9/1973 Fernald ..... 35/9 C

FOREIGN PATENT DOCUMENTS

1572948 6/1970 Fed. Rep. of Germany ..... 364/708

OTHER PUBLICATIONS

Playthings, Feb. 1977, p. 109, Electronic Blackboard  
Model No. 4600.


Primary Examiner—Peter Feldman  
Attorney, Agent, or Firm—Edward J. Da Rin

[57] CLAIM


The ornamental design for a customer satisfaction ter-  
minal or the like, substantially as shown and described.

DESCRIPTION

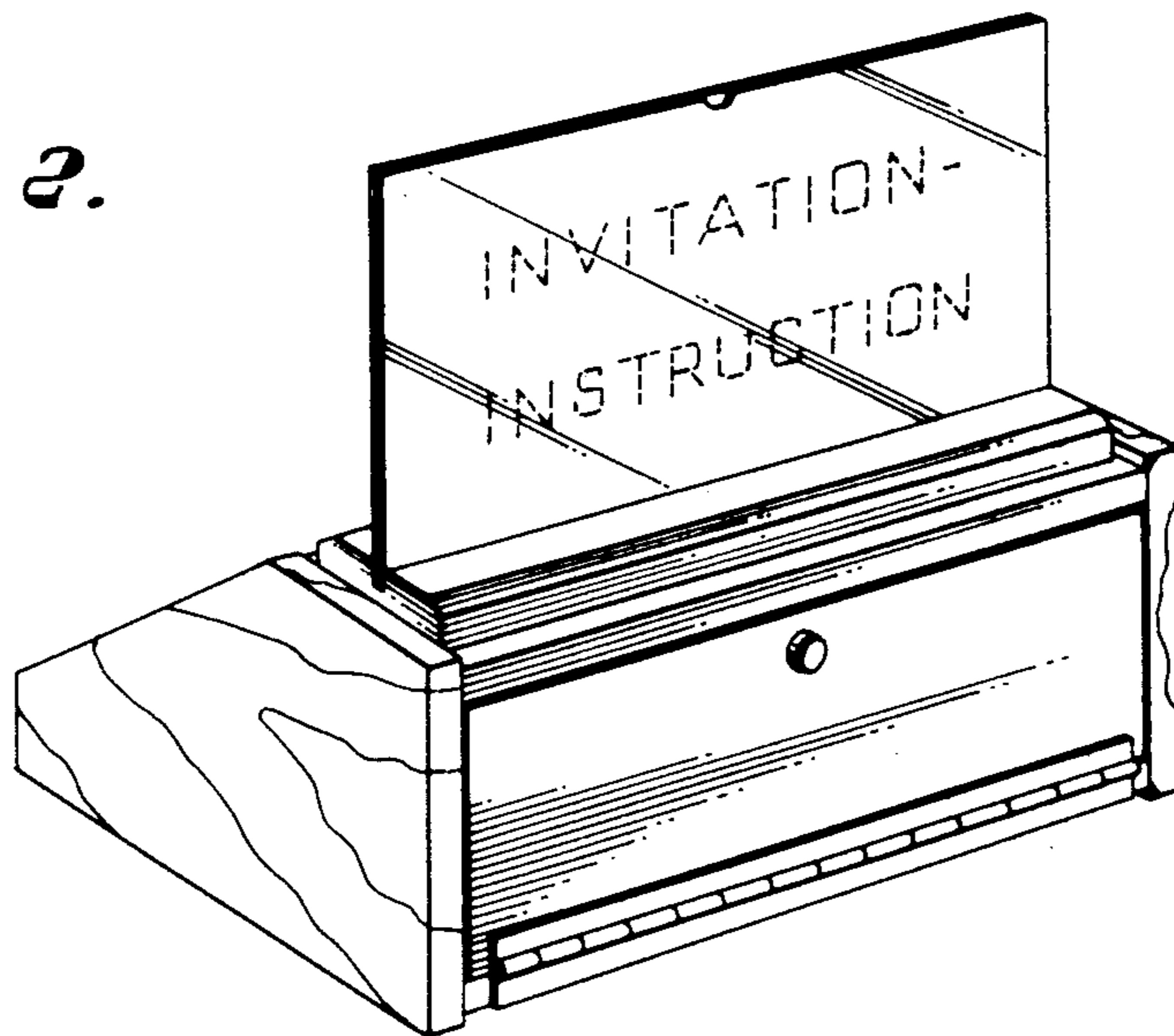
FIG. 1 is a left-hand front perspective view of the cus-  
tomer satisfaction terminal, or the like, showing our  
new design;  
FIG. 2 is a right-hand rear perspective view thereof;  
FIG. 3 is a front perspective view with the keyboard in  
an alternate position from that of FIG. 1; and  
FIG. 4 is a rear perspective view with the door illus-  
trated in an alternate position from that of FIG. 2.  
The bottom of the terminal is plain and unornamental.  
The broken lines shown in the drawings are for illustra-  
tive purposes only.



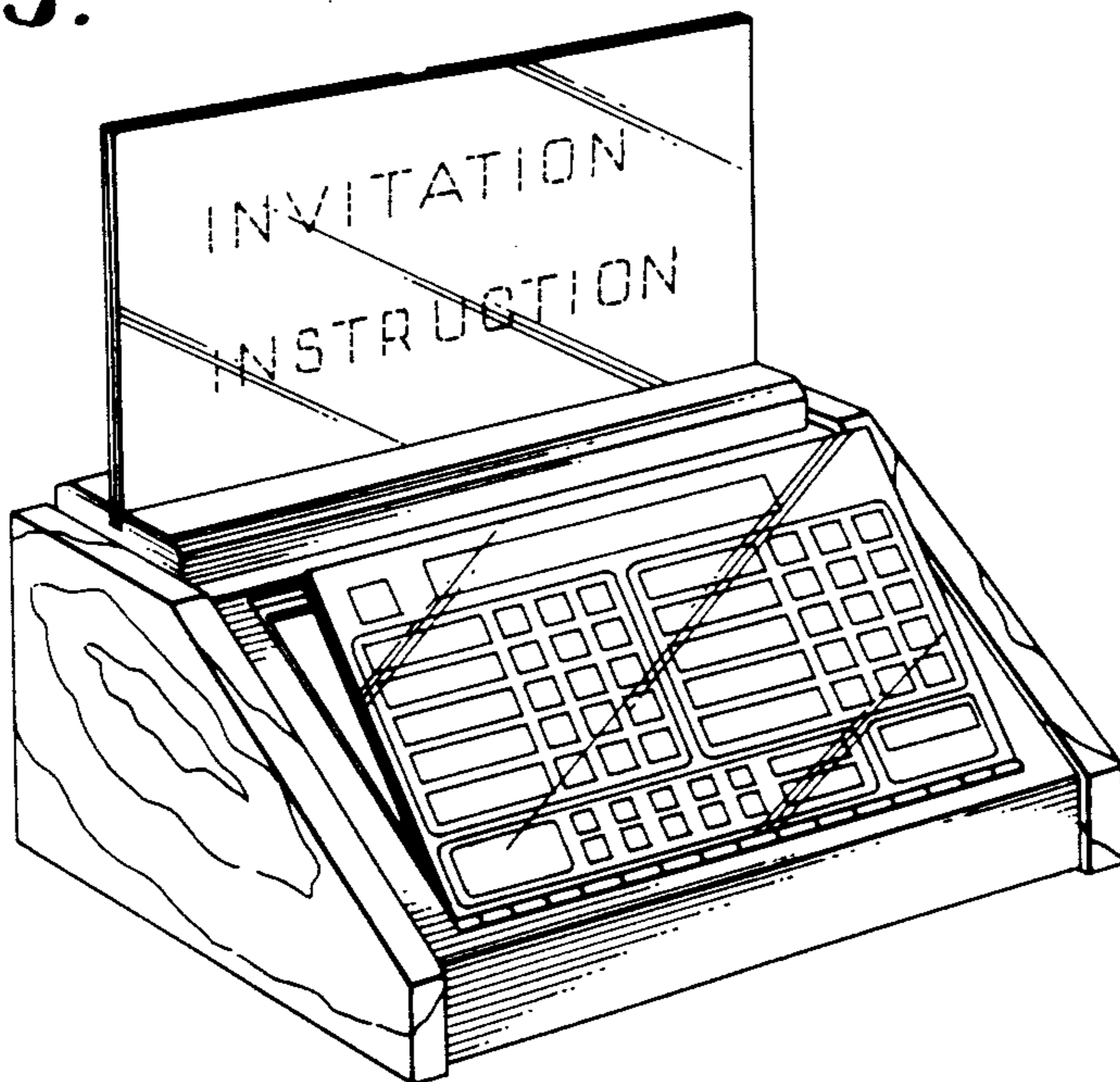
*FIG. 1.*



*FIG. 2.*



*FIG. 3.*



*FIG. 4.*

