

- [54] **PANEL FOR PARTITIONS OR THE LIKE**
- [75] Inventor: **Kathryn L. Cyplik**, La Grange, Ill.
- [73] Assignee: **Beatrice Foods Co.**, Denver, Colo.
- [\*\*] Term: **14 Years**
- [21] Appl. No.: **948,516**
- [22] Filed: **Oct. 4, 1978**
- [51] Int. Cl. .... **D6-06**
- [52] U.S. Cl. .... **D6/139**
- [58] **Field of Search** ..... D6/139; D92/1 P, 1 Y,  
D92/1 QQ, 1 R, 1 N; D25/58, 60; 160/135,  
218, 229 R, 351, DIG. 7; 52/239

[56] **References Cited**

**U.S. PATENT DOCUMENTS**

4,121,645 10/1978 Behr ..... D6/139

**OTHER PUBLICATIONS**

Interiors, 9/1973, p. 125, Curved Partition and Flat Partition (upper right).  
 Interiors, 9/1977, p. 23, Striped Partition (fourth from left).

*Primary Examiner*—Barbara J. Bullock  
*Attorney, Agent, or Firm*—David Michael Clayton

[57] **CLAIM**

The ornamental design for a panel for partitions or the like, as shown and described.

**DESCRIPTION**

FIG. 1 is a reduced front elevational view of a panel for partitions or the like showing my new design, the rear being flat and unornamented;

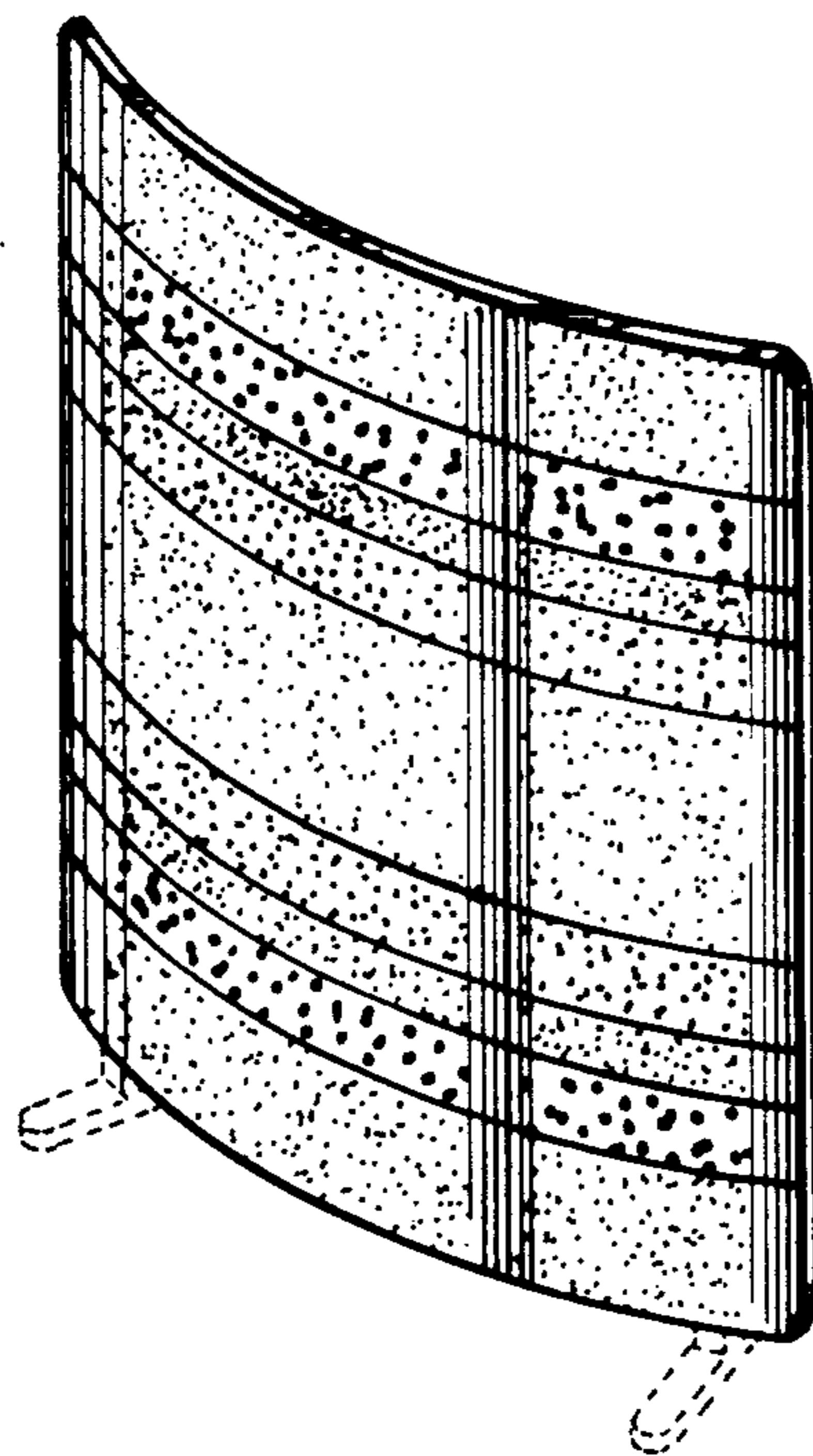
FIG. 2 is a perspective view of the second and third embodiments of the design of FIG. 1 wherein the design of the rear is plain, as shown in FIG. 1, respectively;


FIG. 3 is a reduced side elevational view taken from the right of FIG. 2;

FIG. 4 is a perspective view of a fourth embodiment of the design of FIG. 1 wherein the design of the rear is as shown in FIG. 1;

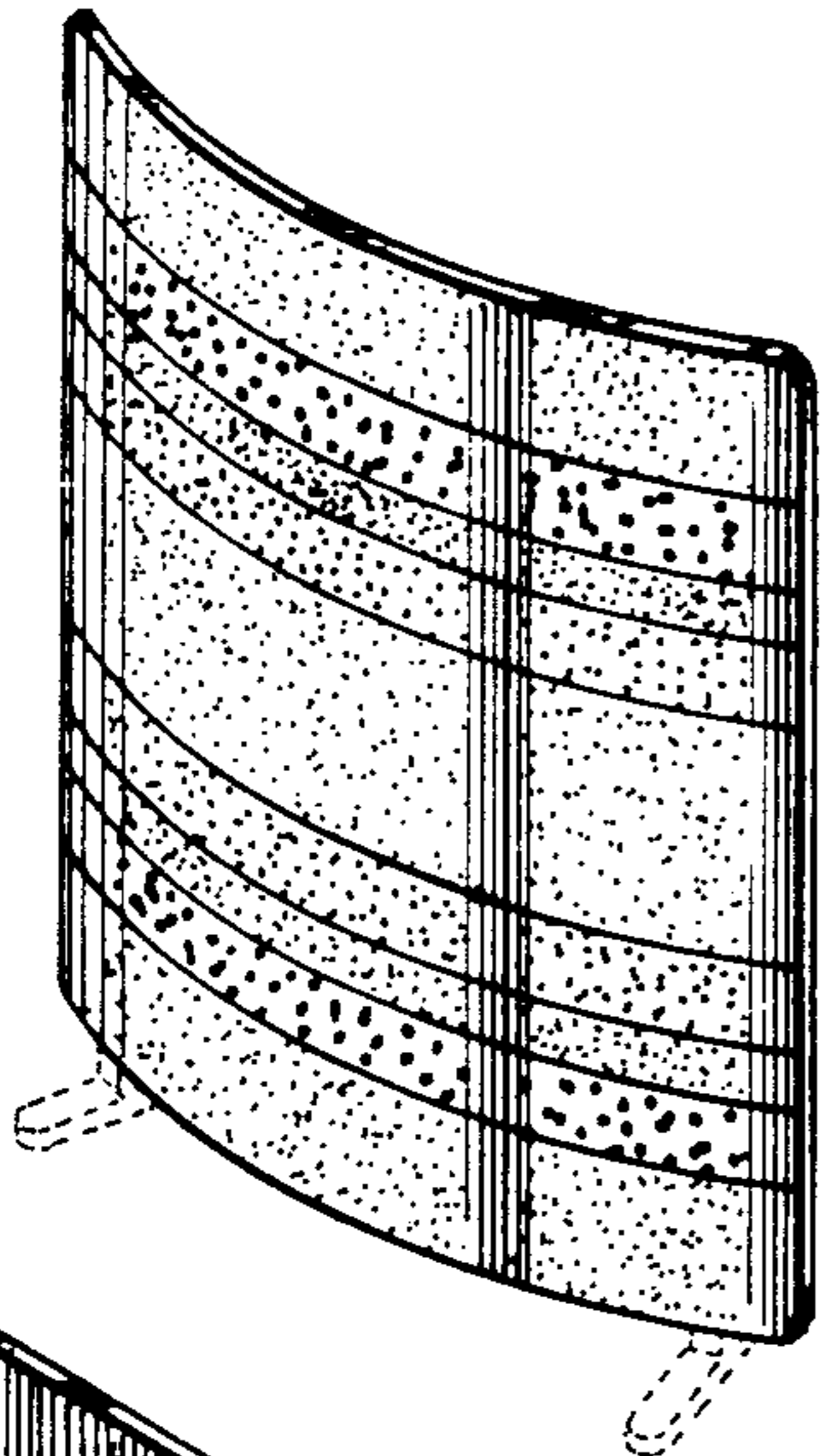
FIG. 5 is a perspective view of a fifth embodiment of the design of FIG. 1 wherein the design of the rear is plain.

The broken line disclosure of the pedestal feet in FIGS. 2, 3, 4, and 5 is for illustrative purposes only.





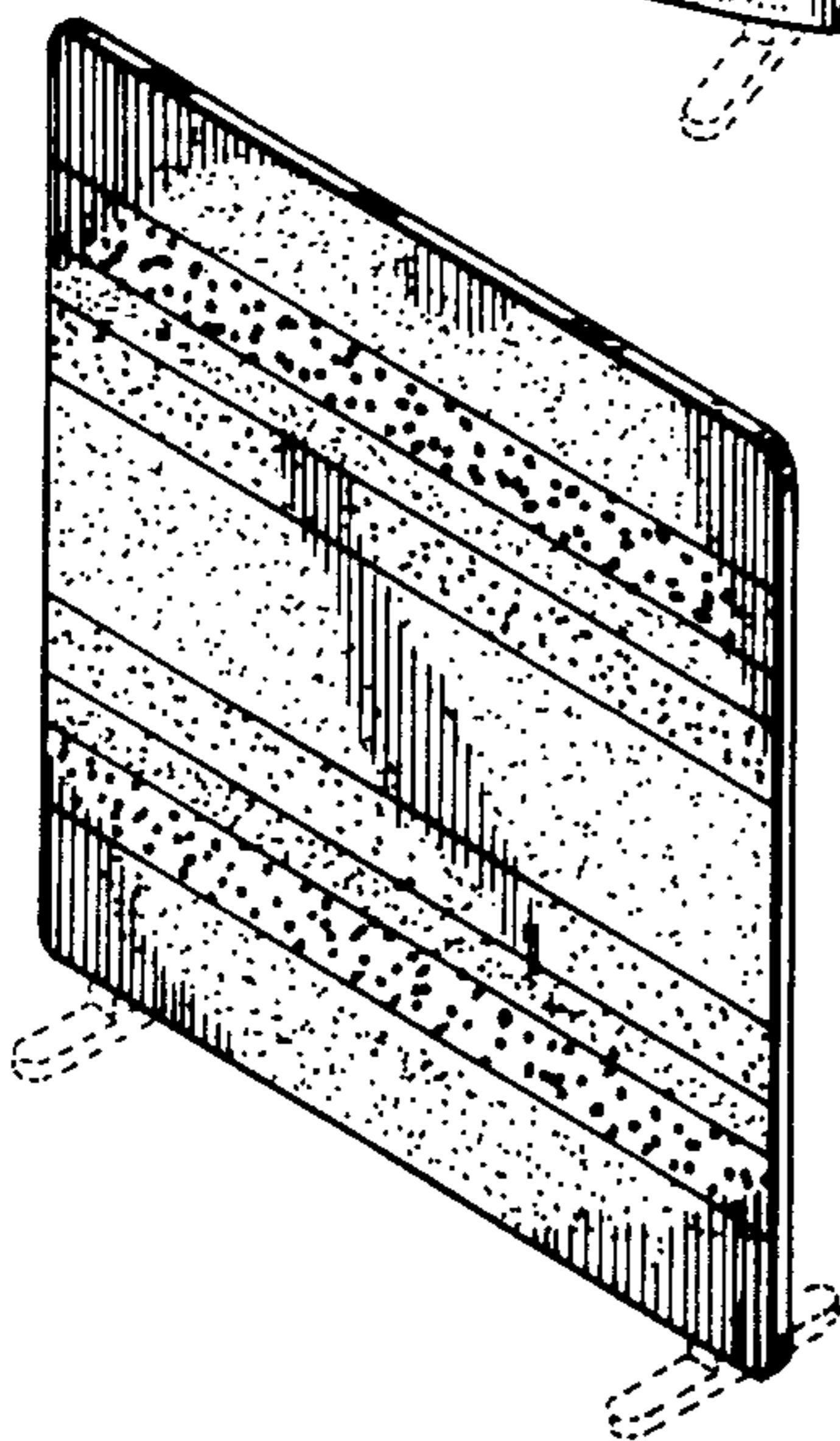
*Fig\_1*



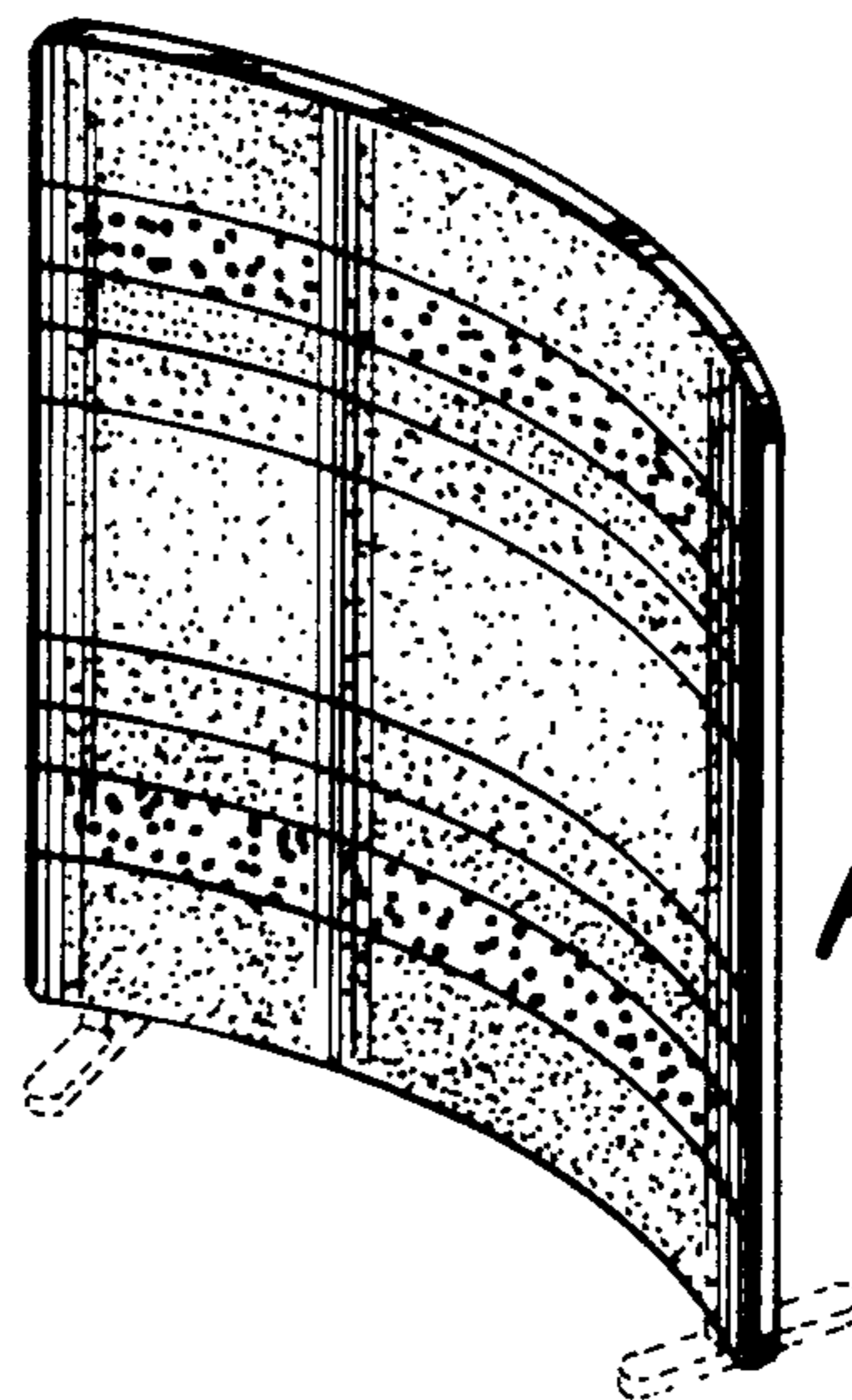
*Fig\_2*



*Fig\_3*



*Fig\_4*



*Fig\_5*