

[54] CLEAT PLATE FOR A SPORT SHOE SOLE

[75] Inventor: Yoshio Ueno, Kobe, Japan

[73] Assignee: Asics Corporation, Kobe, Japan

[**] Term: 14 Years

[21] Appl. No.: 895,286

[22] Filed: Apr. 10, 1978

[30] Foreign Application Priority Data

Dec. 13, 1977 [JP] Japan 52-49299

[51] Int. Cl. D2-04

[52] U.S. Cl. D2/317; D2/320

[58] Field of Search D2/309, 310, 311, 319, D2/320, 321, 317; 36/59 R, 59 A, 59 C, 32 R, 113, 114, 25 R

[56] References Cited

U.S. PATENT DOCUMENTS

3,793,750 2/1974 Bowerman 36/59C

FOREIGN PATENT DOCUMENTS

14654 6/1909 United Kingdom D2/320
636849 5/1950 United Kingdom 36/59 C

Primary Examiner—Nelson C. Holtje
Attorney, Agent, or Firm—Timothy L. Tilton

[57] CLAIM

The ornamental design for a cleat plate for a sport shoe sole, as shown and described.

DESCRIPTION

FIG. 1 is a top plan view of a cleat plate for a sport shoe sole;
FIG. 2 is a bottom plan view thereof;
FIG. 3 is a front elevational view thereof;
FIG. 4 is a rear elevational view thereof;
FIG. 5 is a right side elevational view thereof;
FIG. 6 is a left side elevational view thereof;
FIG. 7 is a cross sectional view of the cleat plate taken along the line 7—7 in FIG. 1;
FIG. 8 is a cross sectional view of the cleat plate taken along the line 8—8 in FIG. 1.

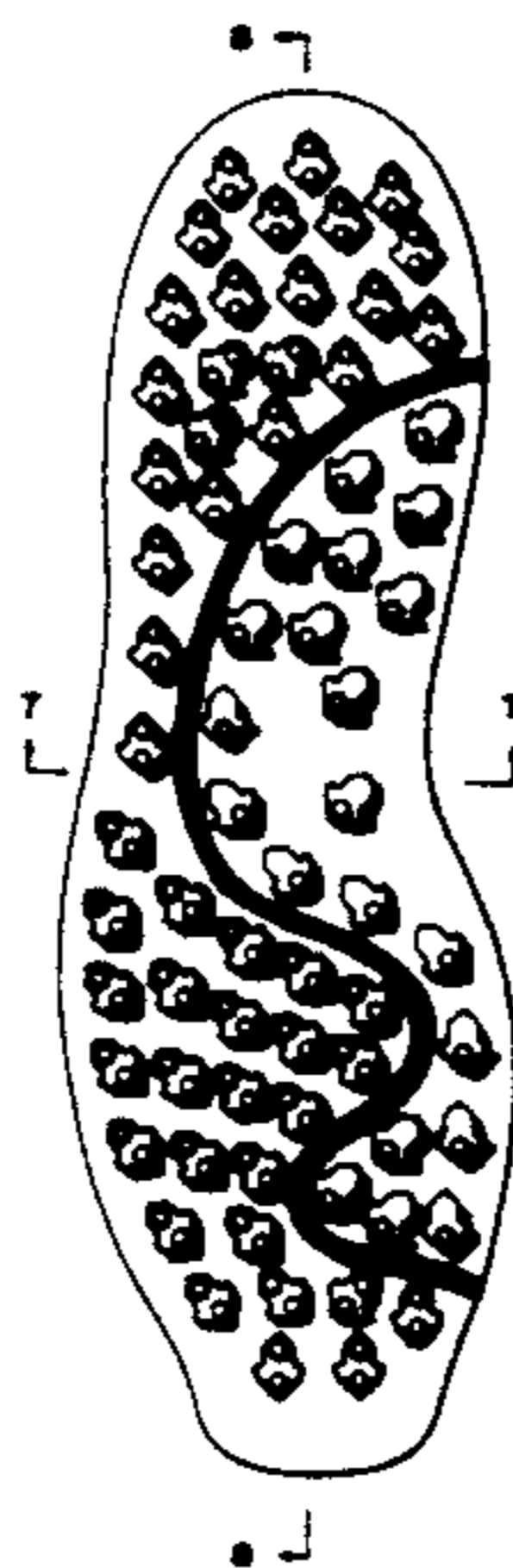


Fig. 2

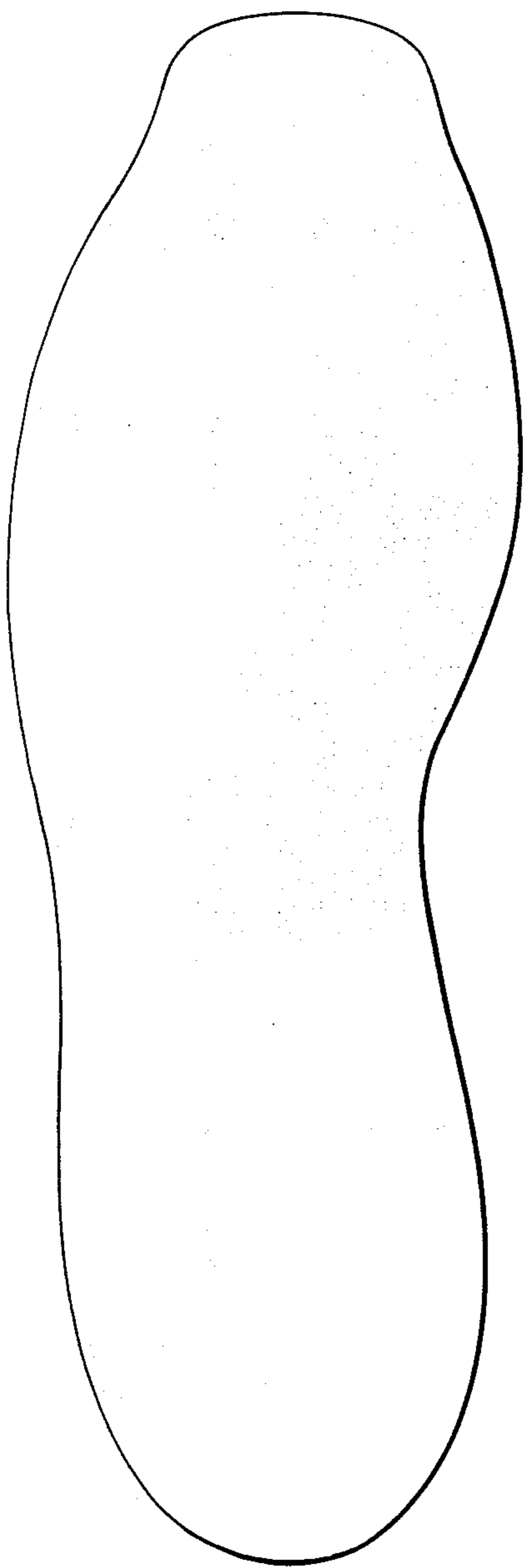


Fig. 1

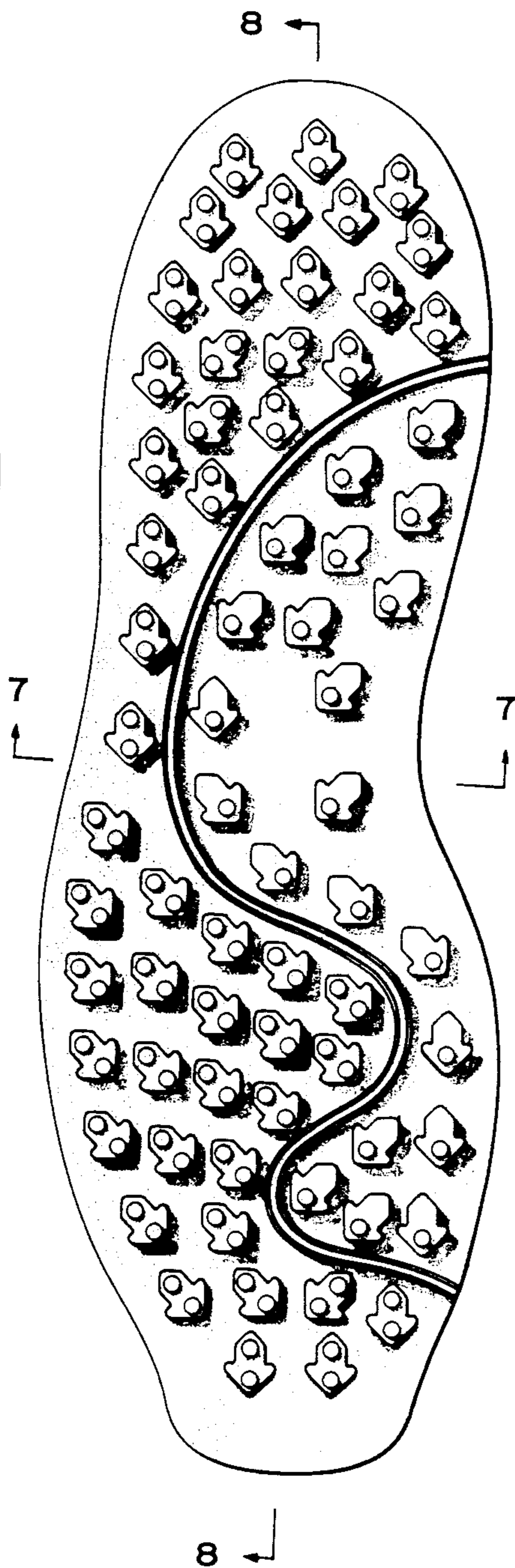


Fig. 3



Fig. 4



Fig. 5



Fig. 6



Fig. 7



Fig. 8

