

- [54] **STEERING WHEEL DESK**
- [75] Inventor: **Robert W. Shaffert**, Philadelphia, Pa.
- [73] Assignee: **Falcon Industries, Inc.**, Chalfont, Pa.
- [**] Term: **14 Years**
- [21] Appl. No.: **952,702**
- [22] Filed: **Oct. 19, 1978**
- [51] Int. Cl. **D19-99**
- [52] U.S. Cl. **D19/88; D6/138; D6/184; D12/177; 248/441 B**
- [58] Field of Search **D6/138, 181, 184, 42, D6/44; D12/177; D19/88; 248/441 B, 441 C; D3/40**

- [56] **References Cited**
- U.S. PATENT DOCUMENTS**
- D. 226,040 1/1973 **Beerli, Jr.** D19/88
- 1,717,433 6/1929 **Bragg et al.** 248/441 B
- 1,991,029 2/1935 **Pinney** 248/441 B

3,281,109	10/1966	Levandowski	248/441 B
3,952,988	4/1976	Easterly	248/441 B

FOREIGN PATENT DOCUMENTS

211707	10/1960	Austria	D19/88
--------	---------	----------------------	--------



Primary Examiner—Joel Stearman
Assistant Examiner—Carmen H. Vales
Attorney, Agent, or Firm—Henry N. Paul, Jr.

[57] **CLAIM**

The ornamental design for a steering wheel desk, substantially as shown and described.

DESCRIPTION

FIG. 1 is a front perspective view of a steering wheel desk showing my new design;
 FIG. 2 is a rear perspective view thereof;
 FIG. 3 is a front elevational view thereof;
 FIG. 4 is a rear elevational view thereof;
 FIG. 5 is a top plan view thereof;
 FIG. 6 is a bottom plan view thereof; and
 FIG. 7 is a side elevational view thereof.



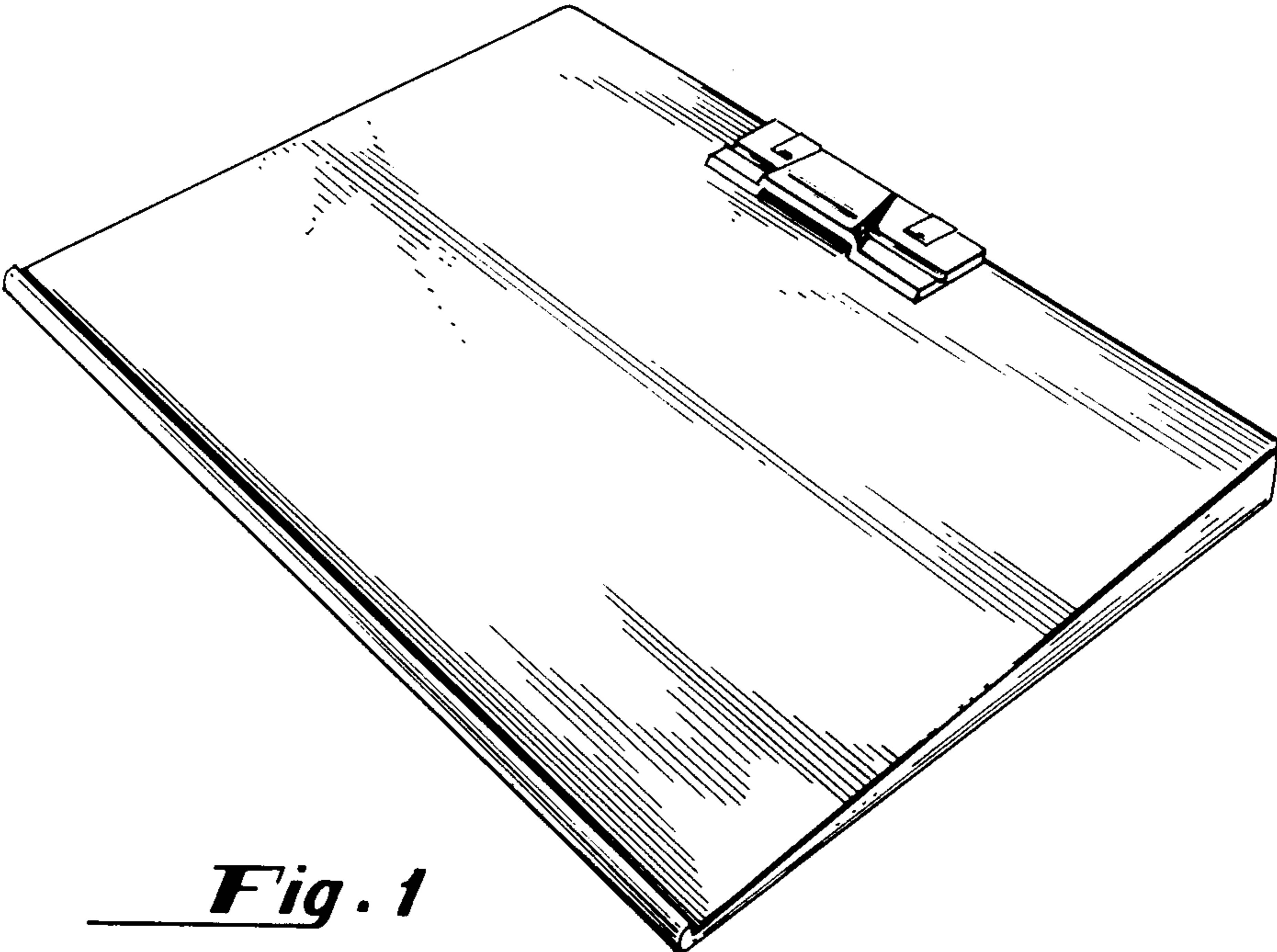


Fig. 1

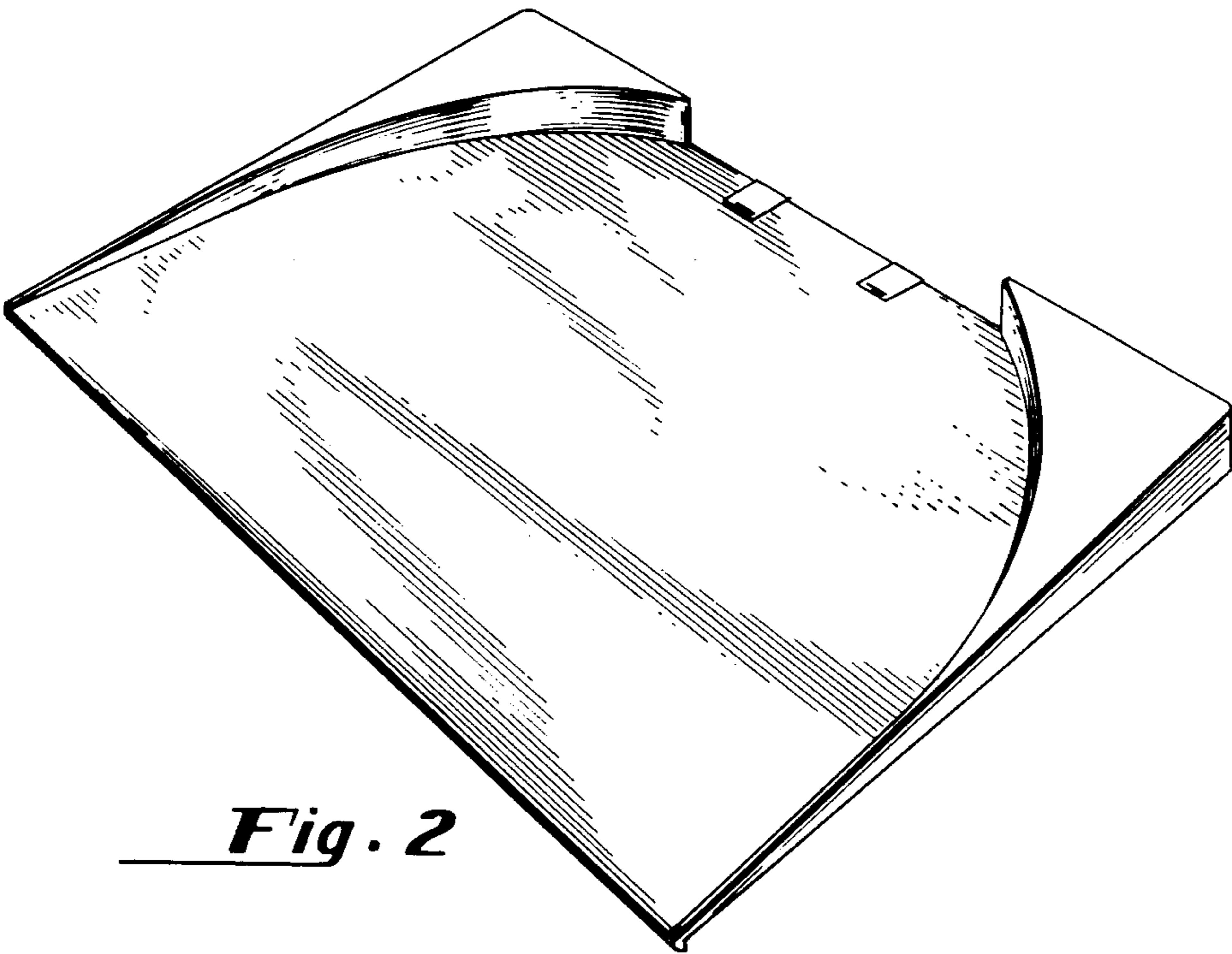


Fig. 2




Fig. 3

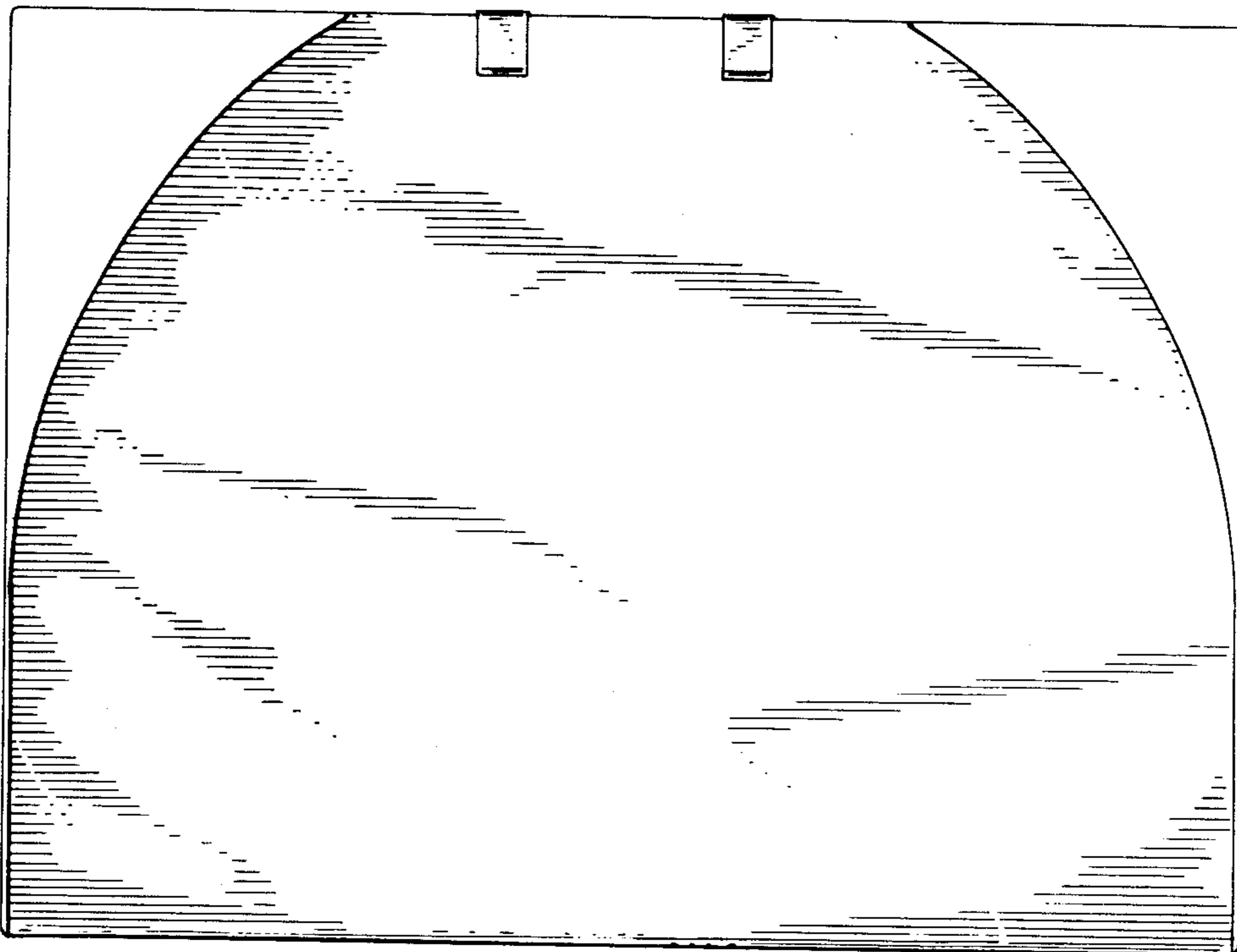


Fig. 4




Fig. 5




Fig. 6

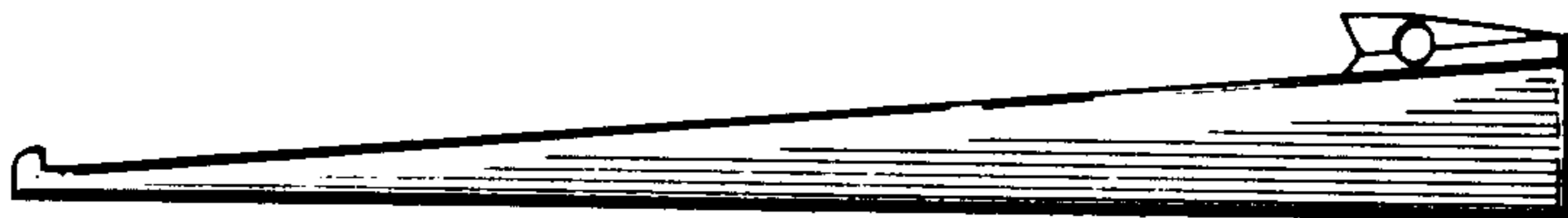


Fig. 7