

[54] HIGHWAY DELINEATOR

[75] Inventors: Sidney A. Heenan, Park Ridge; Robert M. Flanagan, Lincolnshire, both of Ill.

[73] Assignee: Amerace Corporation, New York, N.Y.

[\*\*] Term: 14 Years

[21] Appl. No.: 931,107

[22] Filed: Aug. 4, 1978

[51] Int. Cl. .... D10-06
[52] U.S. Cl. .... D10/113; D26/122
[58] Field of Search .... D10/109, 111, 113, 114; 350/97-104; 47/47, 43, 44; D48/32 R; 52/103, 104; 116/63 R, 63 P, 28 R; 404/9, 10, 12, 13, 14, 15, 22, 23; 40/591, 598, 612; D26/113, 120, 122, 123

[56]

References Cited

U.S. PATENT DOCUMENTS

Table with 3 columns: Patent Number, Date, Inventor, and Reference Number. Includes entries for Locke (D26/120 X), Heenan et al. (D48/32), and Berger (40/612).

Primary Examiner—Peter Feldman
Attorney, Agent, or Firm—S. Michael Bender

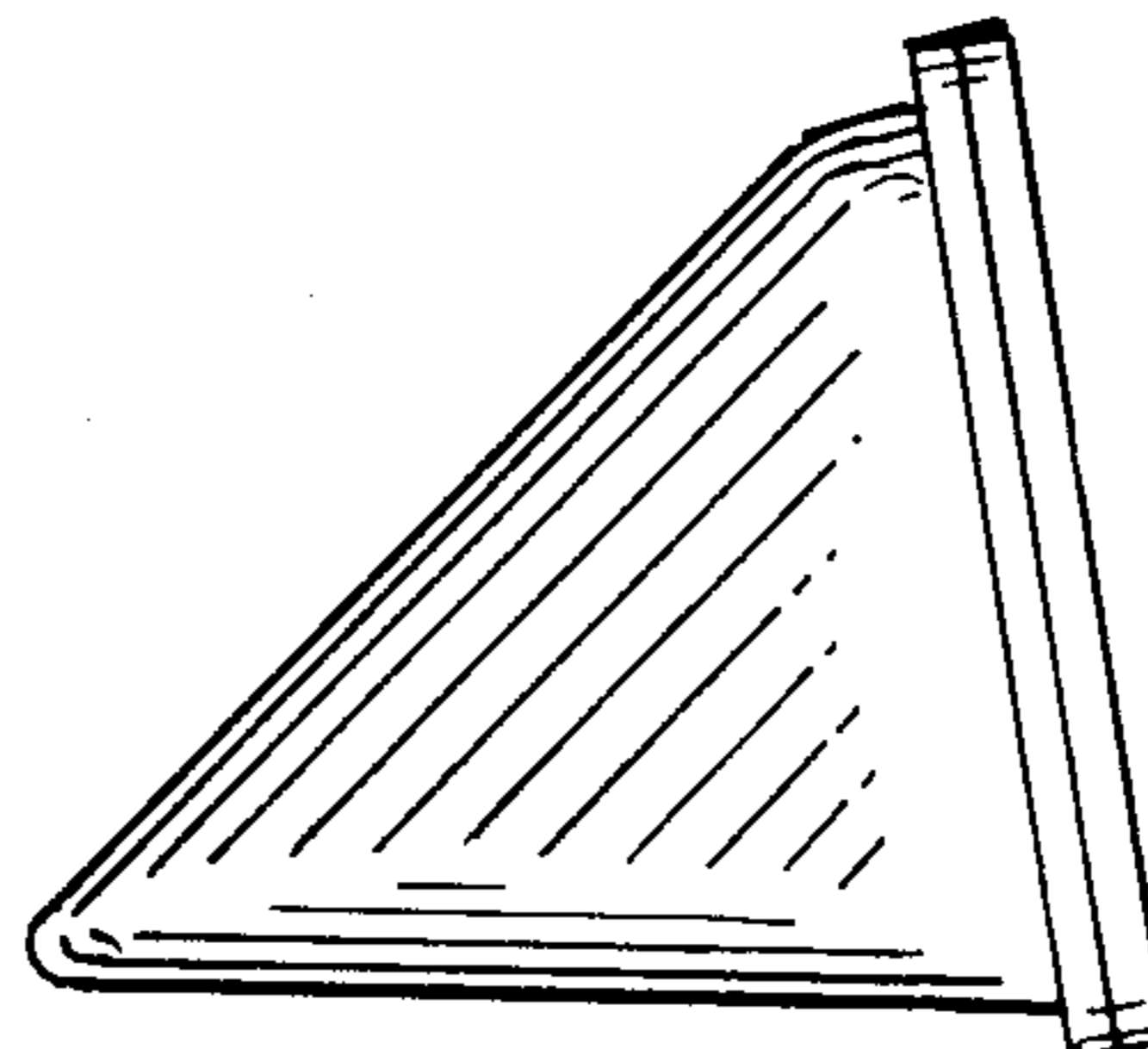
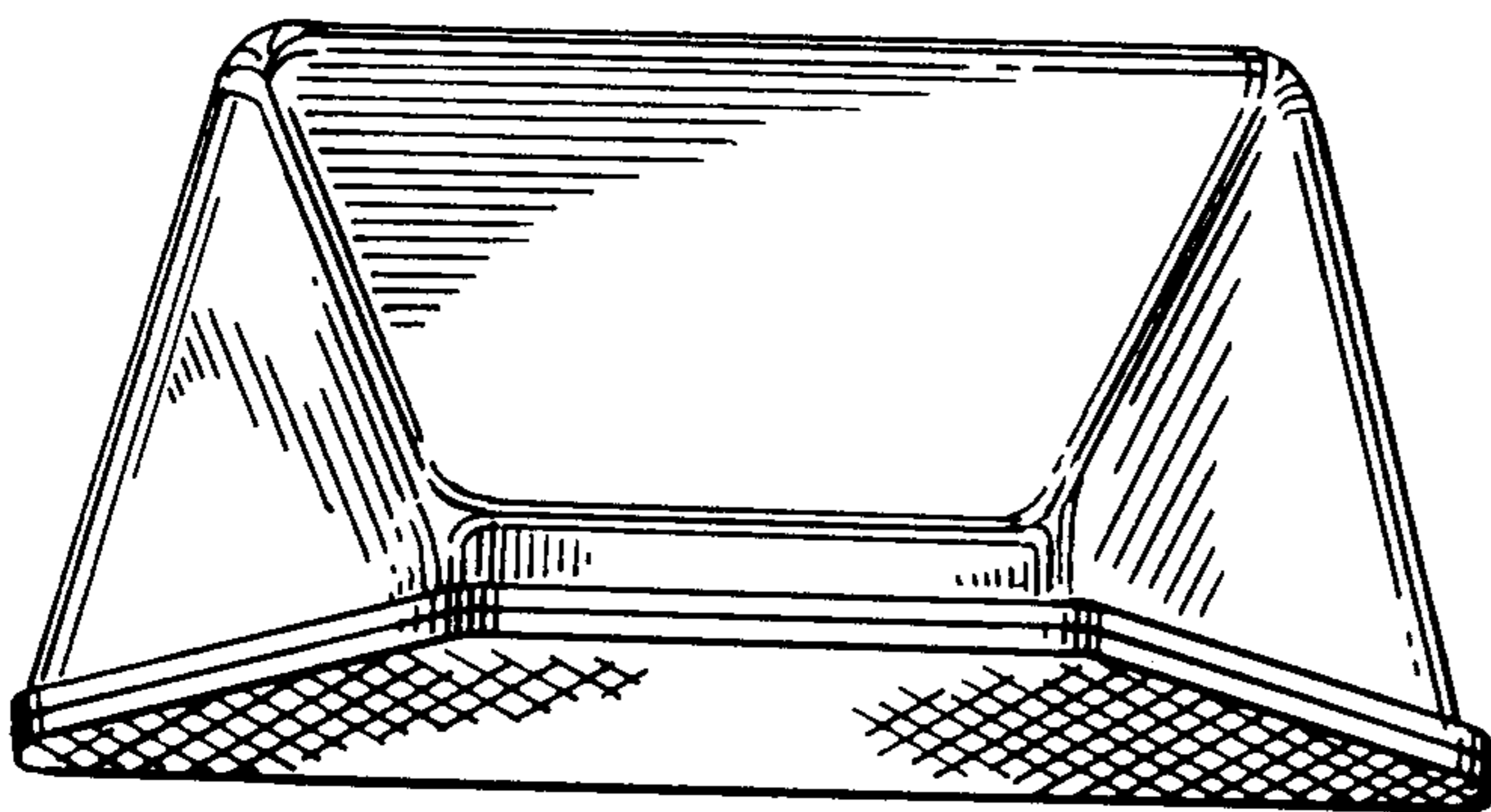
[57]

CLAIM

The ornamental design for a highway delineator, substantially is shown and described herein.

DESCRIPTION

FIG. 1 is a top plan view of a highway delineator showing our new design; FIG. 2 is a left side view thereof, the opposite side being a mirror image of the side shown; FIG. 3 is a front elevational view thereof; and FIG. 4 is a rear elevational view thereof, but slightly tilted forwardly so the front face is vertical. The partially shown conventional prismatic pattern in FIG. 3 is understood to repeat uniformly throughout the face of the reflector. The prismatic pattern in FIG. 3 is represented by cross-hatching in FIG. 1 for ease of illustration.






FIG. 1




FIG. 2




FIG. 3




FIG. 4