

[54] **EYEGLOSS DISPLAY HOLDER**

[75] Inventors: **Robert P. Franklin, Lake Hopatcong; John G. Dewees, Morristown, both of N.J.**

[73] Assignee: **Trans-World Manufacturing Corporation**

[**] Term: **14 Years**

[21] Appl. No.: **19,857**

[22] Filed: **Mar. 12, 1979**

[51] Int. Cl. **D20-02**

[52] U.S. Cl. **D6/157; D6/188**

[58] Field of Search **D6/85, 157, 181, 186, D6/188-190; 248/DIG. 2; 211/13, 126, 128, 129, 131, 133, 134, 135; 206/5 R, 44 C, 564**

1,492,113	4/1924	Welsch	211/13
1,678,449	5/1925	Simons	206/564
1,809,155	11/1928	Betram et al.	206/5
1,809,156	11/1928	Betram et al.	206/5
1,916,227	7/1933	Lorenzen	206/44 R
2,495,676	1/1950	Wells	206/44 R
2,639,033	2/1951	Michaelsen et al.	206/564
2,665,808	1/1954	McAlister	206/562
3,123,208	3/1964	Barnum et al.	211/13
3,302,776	2/1967	Sparks	206/44 R
3,372,812	3/1968	Parcels	211/126
3,768,639	10/1973	Dogliotti	206/564
3,835,994	9/1974	Davis	206/564
3,857,482	12/1974	Shelton	211/13


Primary Examiner—Wallace R. Burke
Assistant Examiner—B. J. Bullock
Attorney, Agent, or Firm—Lawrence I. Lerner

[56] **References Cited**
U.S. PATENT DOCUMENTS

D. 148,431	1/1948	Lund	211/13
D. 161,815	2/1951	Beeman	D6/140
D. 166,060	3/1952	Aron	211/13
D. 194,446	1/1963	Pacelli	D6/188
D. 216,604	2/1970	Brindley	D6/188
D. 216,605	2/1970	Brindley	D6/188
D. 223,733	5/1973	Nielsen	
D. 238,536	1/1976	Scherzer	D6/188
962,981	6/1910	Rueckert	206/562
1,479,632	6/1922	Stevens	206/5

[57] **CLAIM**
 The ornamental design for an eyeglass display holder, substantially as shown and described.

DESCRIPTION
 FIG. 1 is a reduced front perspective view of an eyeglass display holder showing our new design;
 FIG. 2 is a top plan view thereof;
 FIG. 3 is a reduced rear perspective view thereof;
 FIG. 4 is a front elevational view thereof;
 FIG. 5 is a side elevational view taken from the left of FIG. 1, the side opposite being a mirror image thereof;
 FIG. 6 is a bottom plan view thereof.






FIG. 1

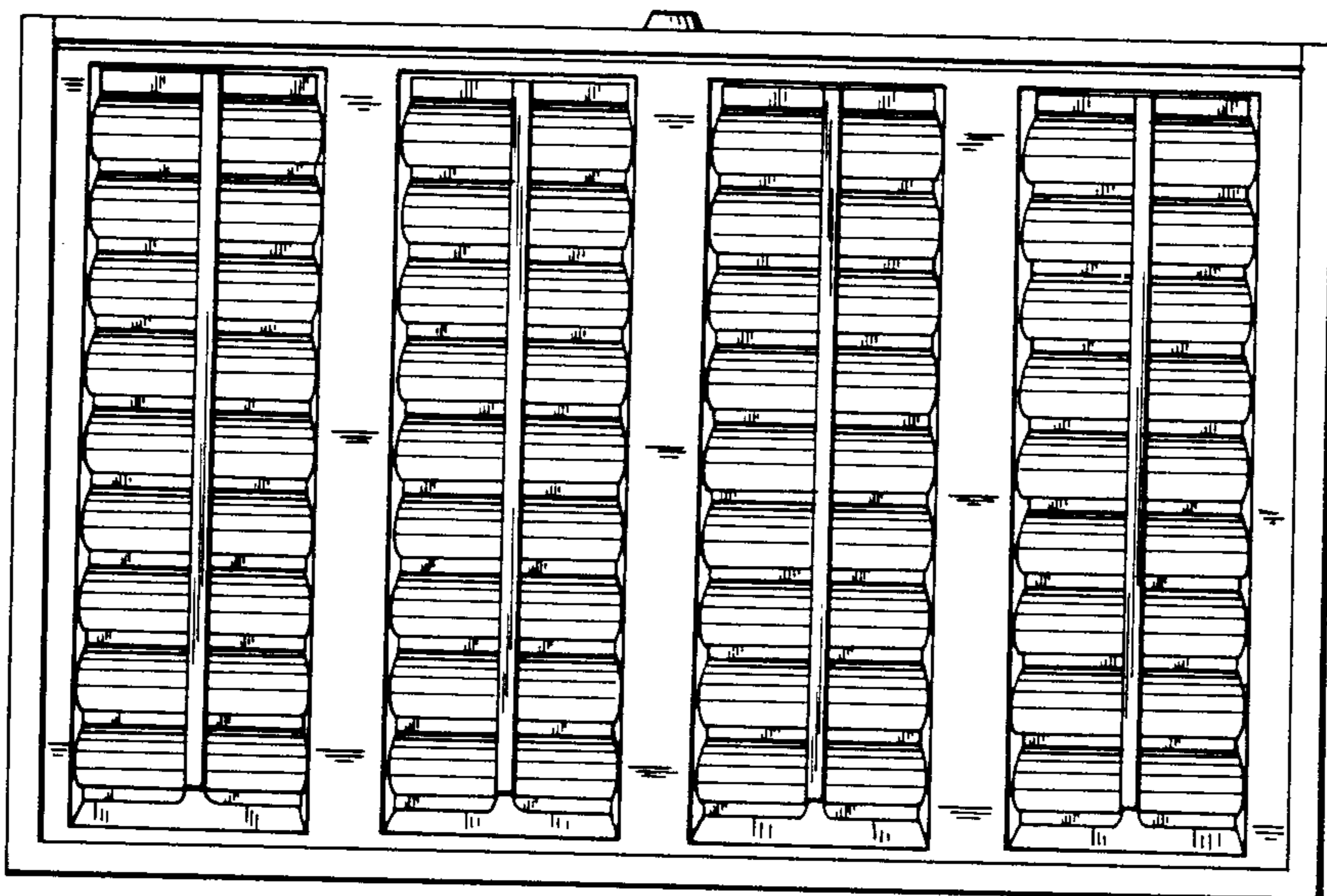


FIG. 2

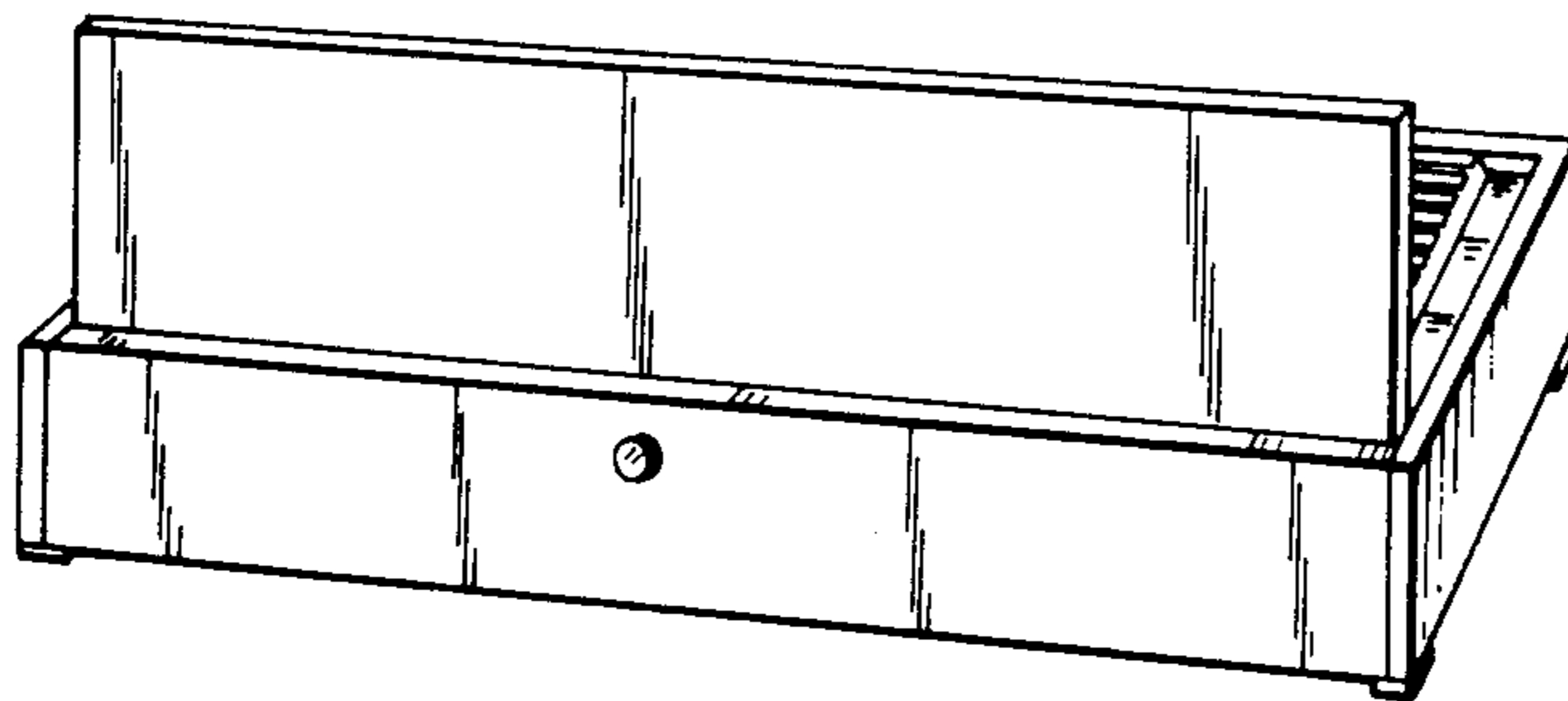


FIG. 3

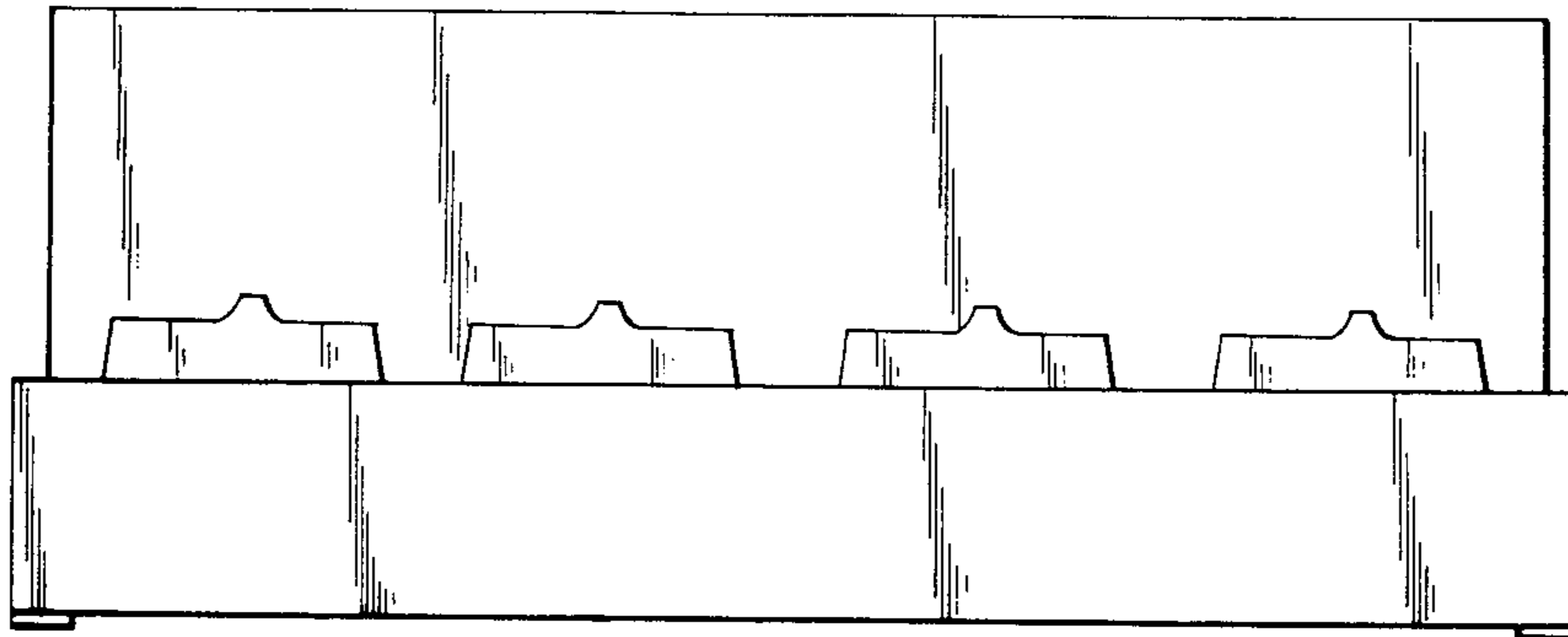


FIG. 4




FIG. 6

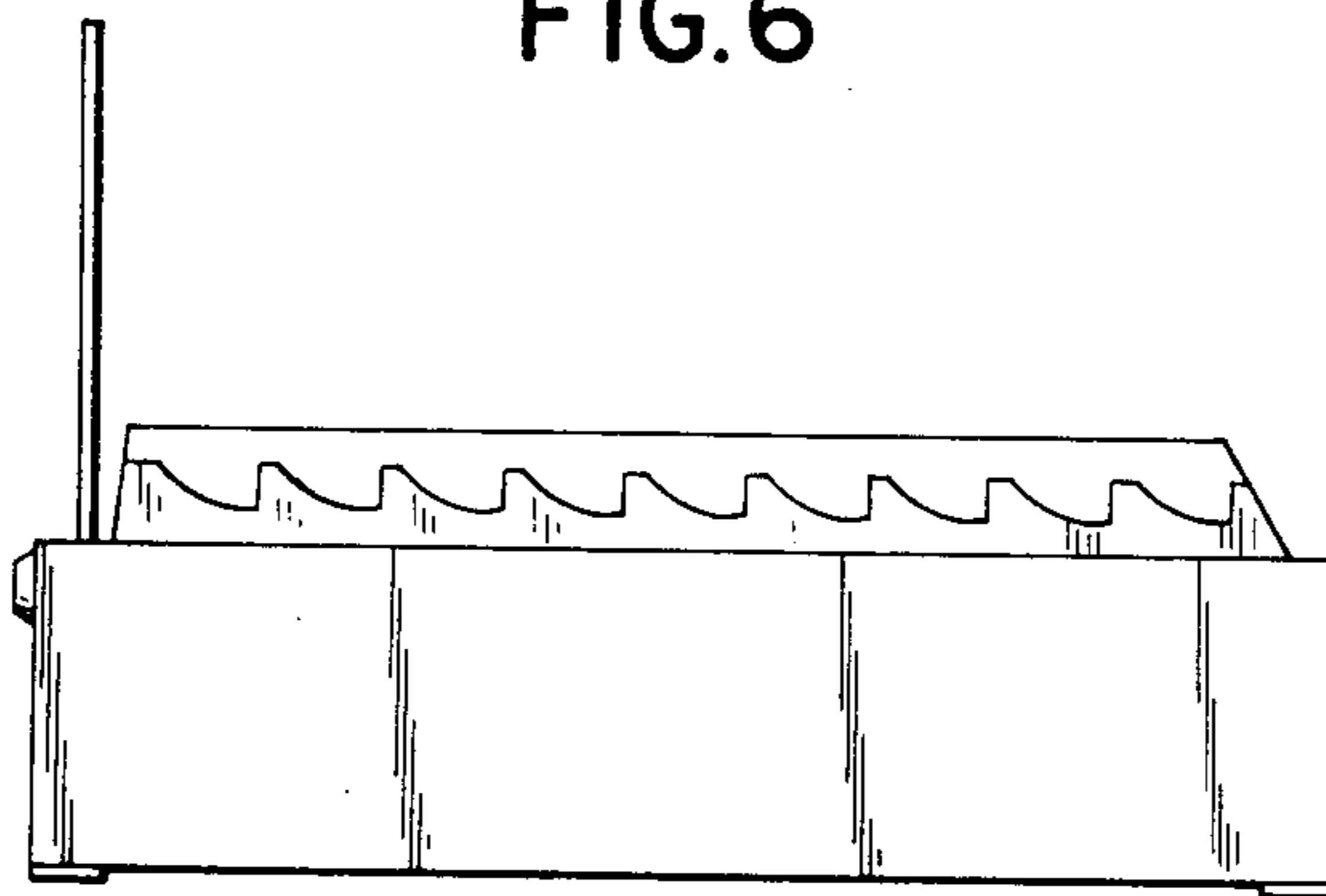


FIG. 5