

[54] ROOM HEAT RECIRCULATOR
[76] Inventor: Lawrence G. Montecalvo, 5845
Shafer Rd., Warren, Ohio 44481

4,053,732 10/1977 Carter 98/33 A X
4,064,203 12/1977 Cox 98/33 A X
4,136,606 1/1979 Wolbrink 98/33 A
4,152,973 5/1979 Peterson 98/33 A

[**] Term: 14 Years

FOREIGN PATENT DOCUMENTS

[21] Appl. No.: 107,451

2275734 1/1976 France 98/33 A
2296818 7/1976 France 98/33 A

[22] Filed: Dec. 26, 1979

Primary Examiner—James R. Largen

[51] Int. Cl. D23—04

[52] U.S. Cl. D23/151

[58] Field of Search D23/139, 151; 98/29,
98/33 R, 33 A, 108

[57] CLAIM

The ornamental design for a room heat recirculator, substantially as shown and described.


[56] References Cited

DESCRIPTION

U.S. PATENT DOCUMENTS

1,170,551 2/1916 Marty 98/29
2,528,650 11/1950 Graham 98/108 X
3,173,353 3/1965 Watkins 98/33 A X
3,347,025 10/1967 Wiley 98/33 R X
3,750,557 8/1973 Peill et al. 98/33 A
3,827,342 8/1974 Hughes 98/33 A
3,973,479 8/1976 Whiteley 98/33 A

FIG. 1 is an elevational view of a room heat recirculator showing my new design,
FIG. 2 is a top plan view thereof, the bottom being the same as the top shown;
FIG. 3 is an enlarged cross sectional view taken on line 3—3 of FIG. 1; and
FIG. 4 is an enlarged fragmentary cross sectional view taken on line 4—4 of FIG. 1.



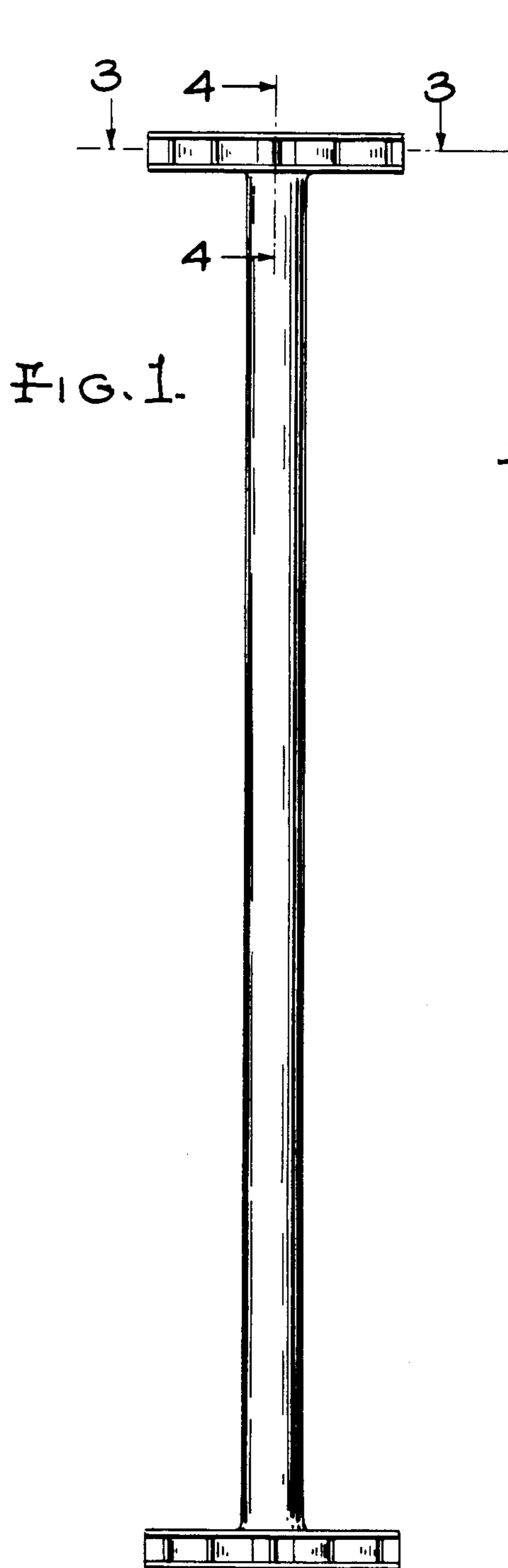


FIG. 2.

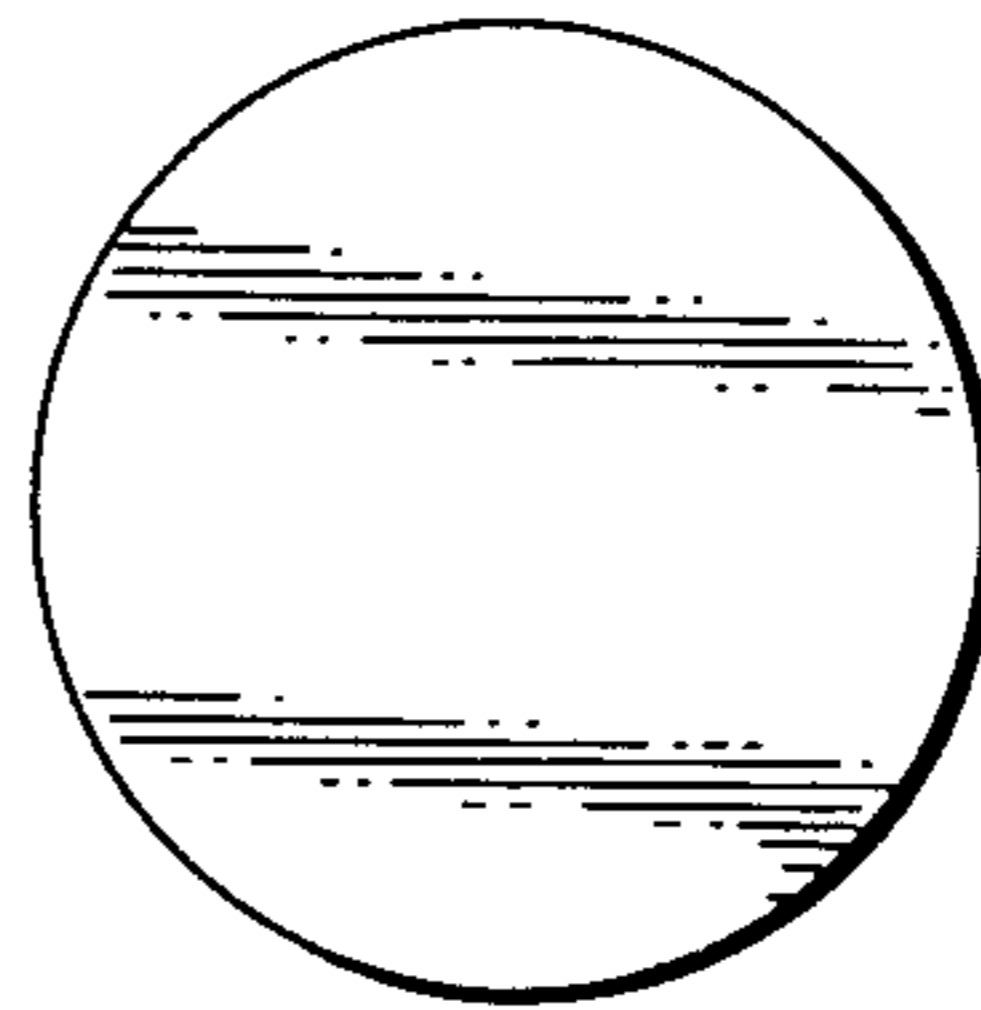


FIG. 3.

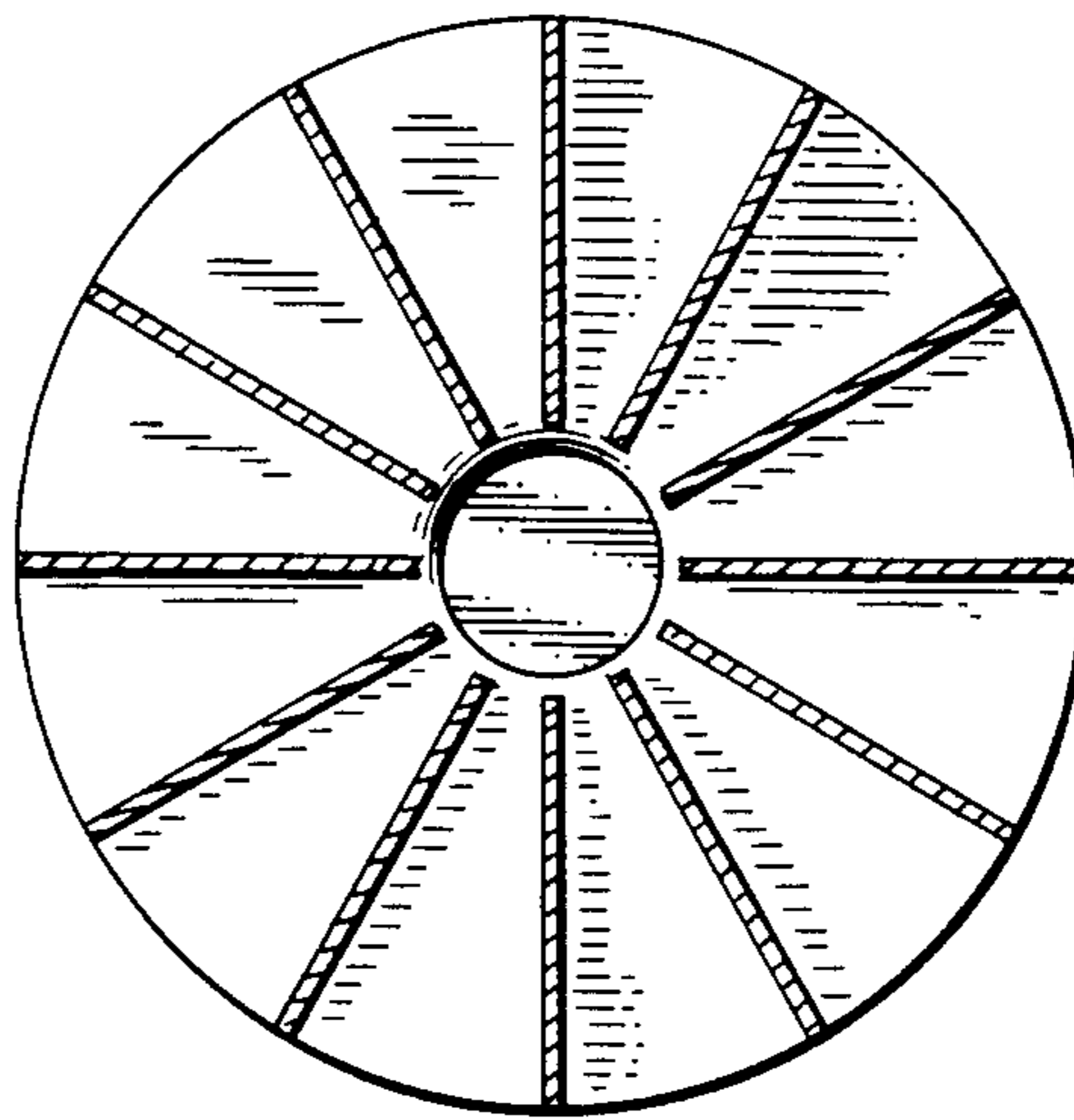


FIG. 4.

