

[54] SET OF STACKABLE COASTERS

[76] Inventor: Robert E. Russell, P.O. Box 19731, Dallas, Tex. 75219

[**] Term: 7 Years

[21] Appl. No.: 858,472

[22] Filed: Dec. 7, 1977

[51] Int. Cl. D07-06

[52] U.S. Cl. D7/45; D6/36; D6/177

[58] Field of Search D7/45, 130; D6/32-36, D6/177

[56] References Cited

U.S. PATENT DOCUMENTS

- D. 232,340 8/1974 Lax D6/177 X
- D. 239,684 4/1976 Robertson D6/177
- 3,137,095 6/1964 Pearson D11/152 X

OTHER PUBLICATIONS

- Arthur Salm 1967 Cat.*, p. 7, item #406 at bottom r., Engarde Coaster Set.
- Housewares*, Jun. 1975, p. 29, set of six coasters in a miniature crate by Lipper, Internat'l.

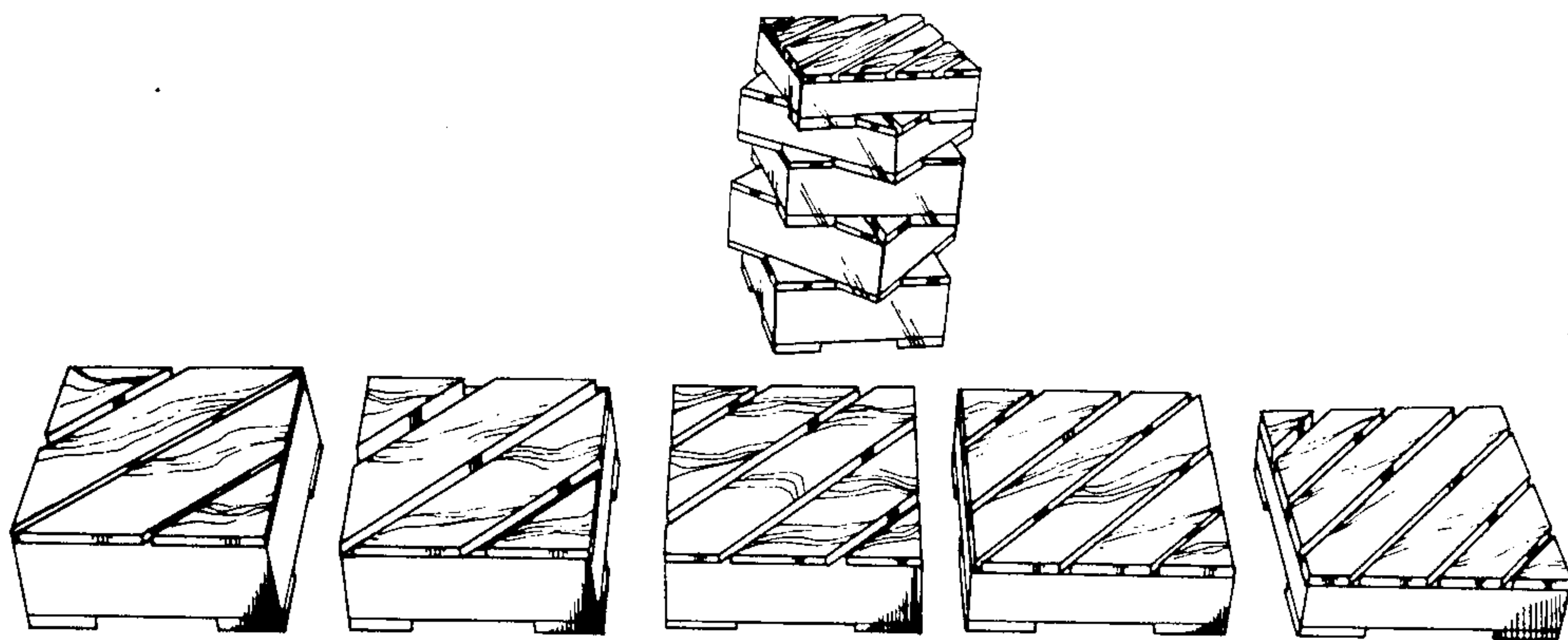
Primary Examiner—Winifred E. Herrmann
Attorney, Agent, or Firm—Kenneth R. Glaser

[57] CLAIM

The ornamental design for a set of stackable coasters, substantially as shown and described.

DESCRIPTION

FIG. 1 is a top perspective view of a set of stackable coasters showing my new design;
 FIG. 2 is an exploded top perspective view thereof;
 FIG. 3 is an exploded bottom perspective view thereof;
 FIG. 4 is an exploded top perspective view of a modified form of the design of FIG. 1 wherein the coasters are of identical height;
 FIG. 5 is an exploded top perspective view of another modified form of the design of FIG. 1 wherein the coasters are of diminishing height and the top slats are of the same width;
 FIG. 6 is an exploded top perspective view of a further modified form of the design of FIG. 1 wherein the coasters are of identical height and the top slats are of the same width.
 The bottom of the modified designs shown in FIGS. 4, 5, and 6 is substantially similar to that shown in FIG. 3 with the number of slats varying according to the particular set of stackable coasters disclosed.



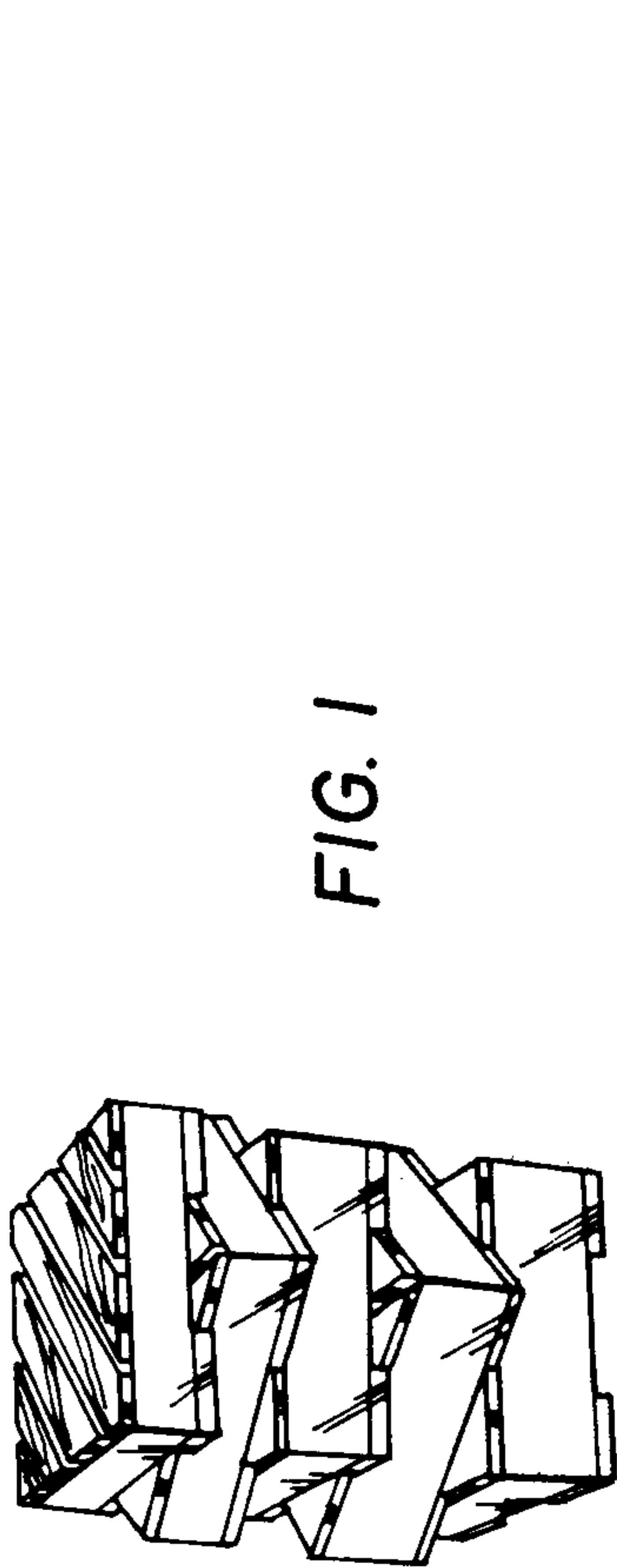


FIG. 1

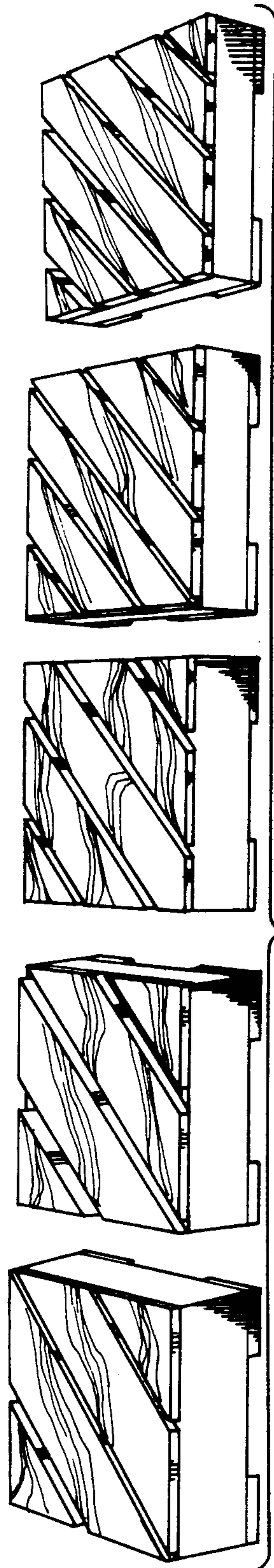


FIG. 2




FIG. 3

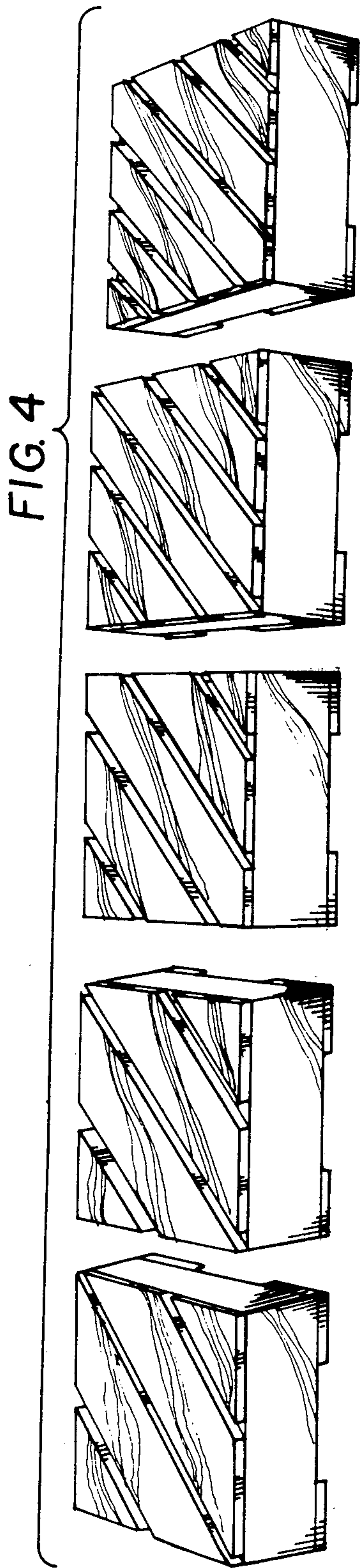


FIG. 5

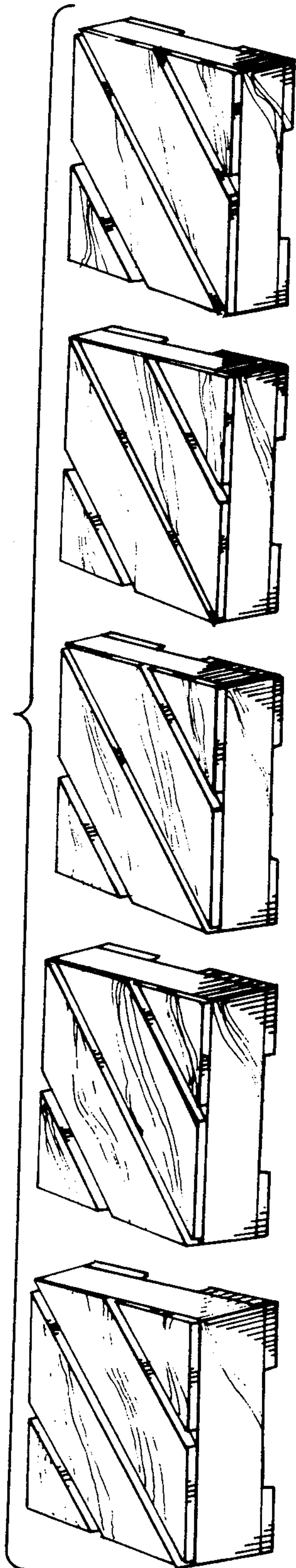


FIG. 6

