

[54] SADDLE CINCH
 [76] Inventor: Thomas G. Land, P.O. Box 145,
 Cranfills Gap, Tex. 76637
 [**] Term: 14 Years
 [21] Appl. No.: 1,268
 [22] Filed: Jan. 5, 1979
 [51] Int. Cl. D30-04
 [52] U.S. Cl. D30/19
 [58] Field of Search D30/19-99;
 54/23 AA, 46

2,252,257 8/1941 Harvey 54/23 X
 3,805,491 4/1974 Deal D30/20 X
 3,807,135 4/1974 Leiderman 54/23
 3,828,521 8/1974 Dulaney 54/23
 4,147,015 4/1979 Land 54/23

Primary Examiner—James R. Largen
 Attorney, Agent, or Firm—D. Carl Richards

[57] CLAIM

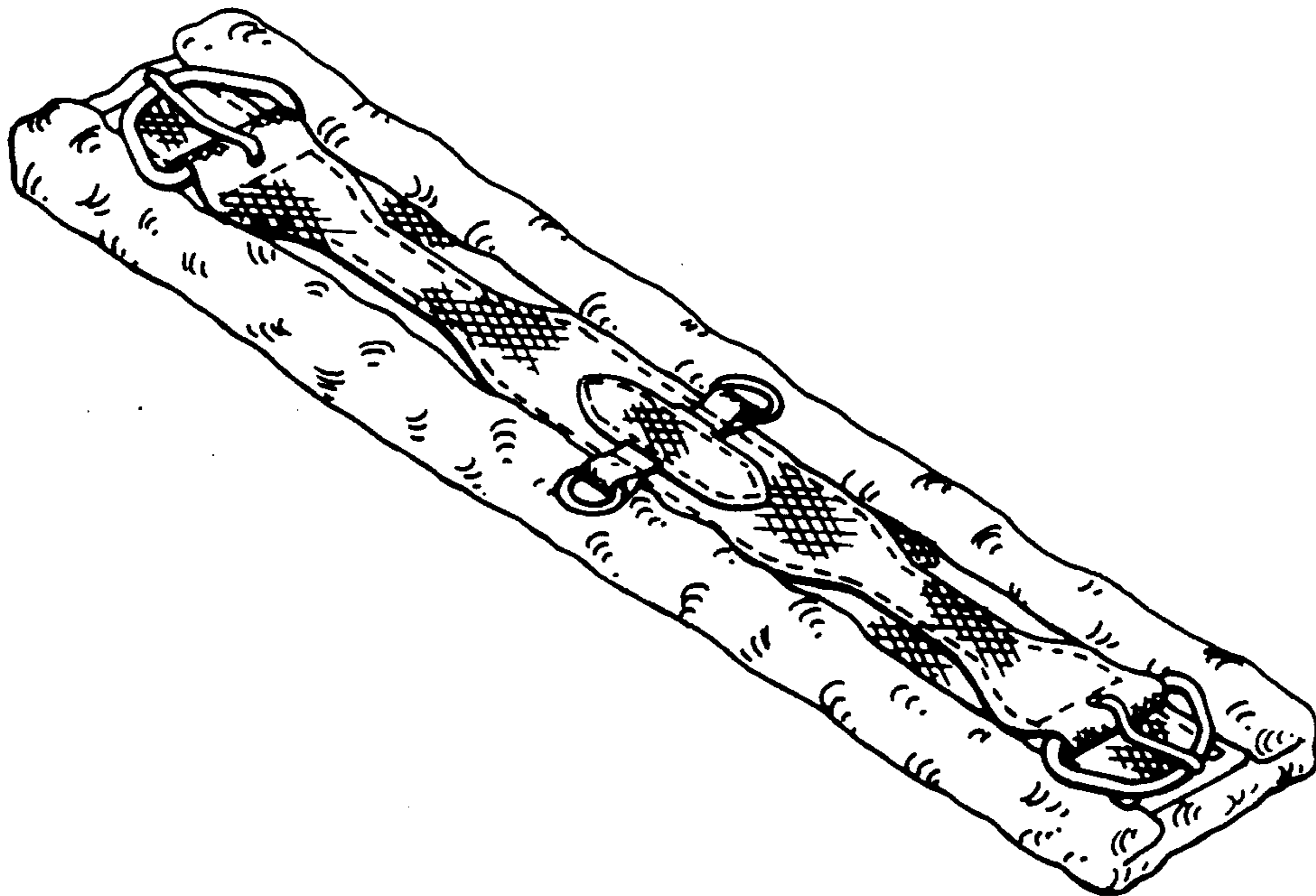
The ornamental design for a saddle cinch, as shown and described.

DESCRIPTION

FIG. 1 is a perspective view taken from the top, one end and one side of a saddle cinch showing my new design; FIG. 2 is a top plan view thereof; FIG. 3 is an elevational view taken from one side thereof, the opposite side being a mirror image of side shown; FIG. 4 is an elevational view taken from the end opposite that shown in FIG. 1; and FIG. 5 is a bottom plan view.

[56] References Cited
 U.S. PATENT DOCUMENTS

D. 156,106	11/1949	Holly	D30/19
199,318	1/1878	Sanford	54/23
600,478	3/1898	Cottier	54/23 X
751,953	2/1904	Shoster	54/52
1,531,672	3/1925	McLean	54/46 X
2,066,855	1/1937	Robertson	54/23



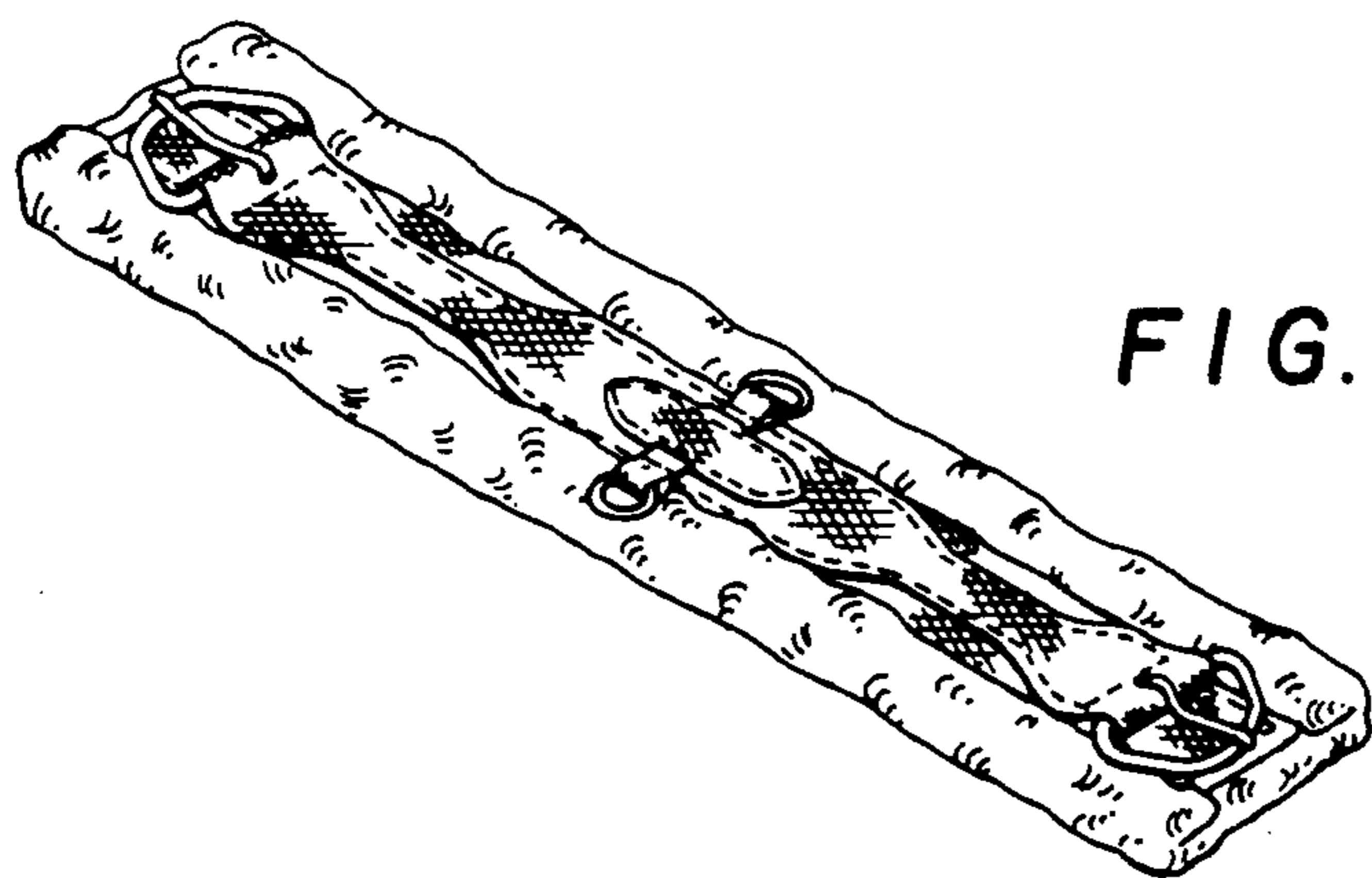


FIG. 1

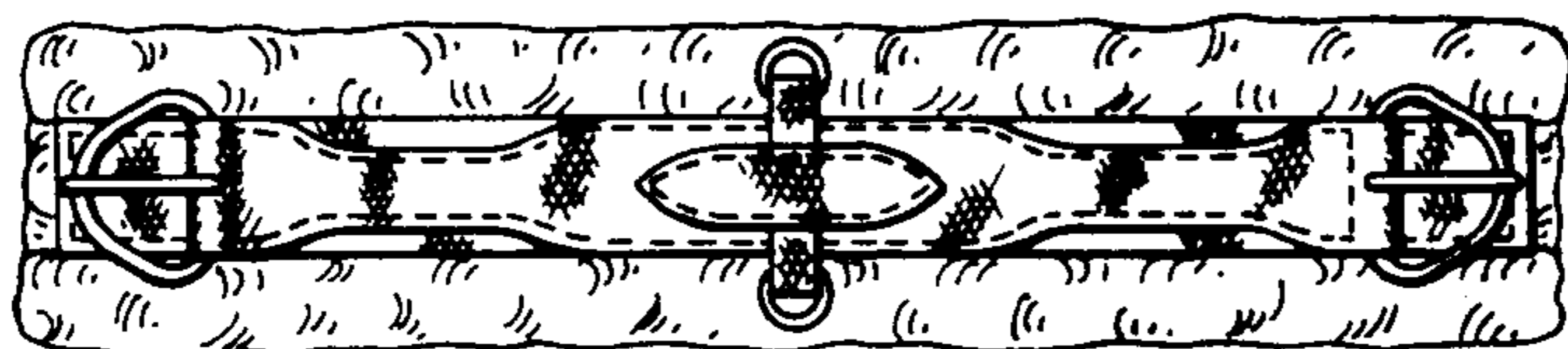


FIG. 2



FIG. 3



FIG. 4




FIG. 5