

[54] FISHING ROD GRIP

[75] Inventor: Hideo Nakamura, Koganei, Japan

[73] Assignee: Daiwa Seiko, Inc., Higashikurume, Japan

[**] Term: 14 Years

[21] Appl. No.: 950,341

[22] Filed: Oct. 11, 1978

[30] Foreign Application Priority Data

Jun. 1, 1978 [JP] Japan 53-22745

[51] Int. Cl. D22-05

[52] U.S. Cl. D22/23

[58] Field of Search D22/23, 26; 43/18 R, 43/18 GF, 23

[56] References Cited

U.S. PATENT DOCUMENTS

2,646,640	7/1953	George	D22/23 X
2,997,042	8/1961	Mitchell	43/23 X
3,975,855	8/1976	McKeown	43/23
4,183,163	1/1980	Reimer	43/18 R

Primary Examiner—A. Hugo Word
Attorney, Agent, or Firm—Richard C. Sughrue

[57] CLAIM

The ornamental design for a fishing rod grip, as shown and described.

DESCRIPTION

FIG. 1 is a top plan view of a fishing rod grip showing my new design;
FIG. 2 is a left side elevational view thereof, the opposite side being a mirror image thereof;
FIG. 3 is a bottom plan view thereof;
FIG. 4 is a front elevational view thereof; and
FIG. 5 is a rear elevational view thereof.

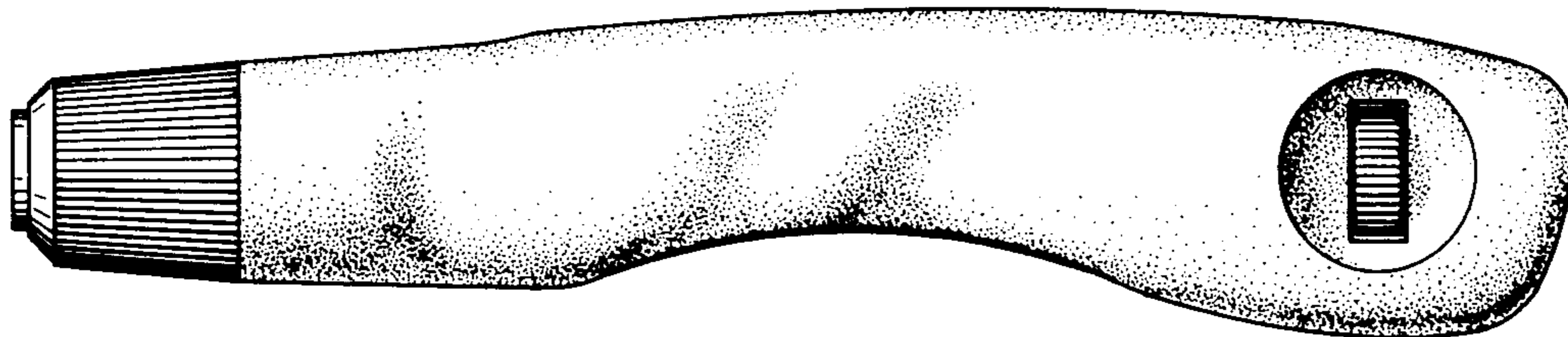


FIG. 1




FIG. 2




FIG. 3

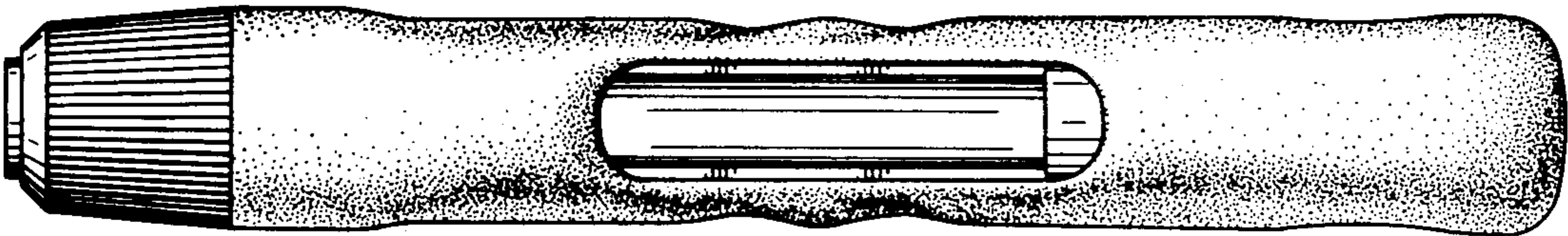


FIG. 4

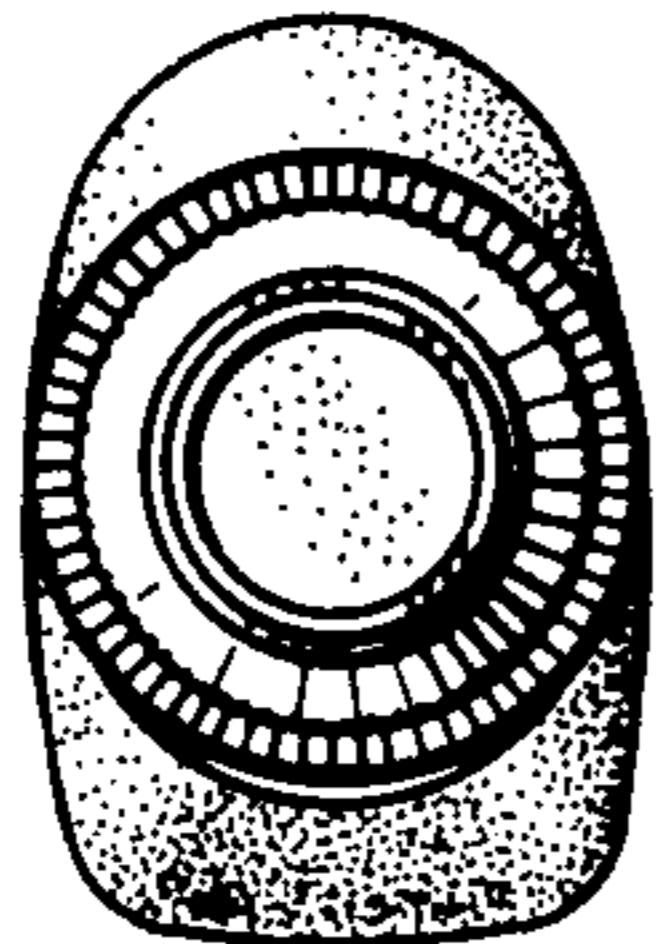


FIG. 5

