

[54] JOINT ELEMENT FOR CONSTRUCTION SET

[75] Inventor: Richard J. Gabriel, Portland, Oreg.

[73] Assignee: Matrix Toys, Beaverton, Oreg.

[**] Term: 14 Years

[21] Appl. No.: 10,216

[22] Filed: Feb. 8, 1979

[51] Int. Cl. D21-01

[52] U.S. Cl. D21/108; D8/354;
D8/382; D25/61

[58] Field of Search D21/105, 107, 108, 51,
D21/204; 46/16-18, 23-32; 273/156; D25/61,
70, 98, 99, 81, 82; 52/282, 285, 648, 650, 645,
665; 403/170, 251, 316, 176, 171, 169, 178, 217;
D8/349, 354, 366, 382

[56]

References Cited

U.S. PATENT DOCUMENTS

D. 15,726	1/1885	Smith	D21/108
D. 174,951	6/1955	Frishberg	D21/108
3,632,147	4/1972	Finger	403/176
3,982,841	9/1976	Endzweig	403/171

Primary Examiner—Charles A. Rademaker
Attorney, Agent, or Firm—Daniel P. Chernoff

[57]

CLAIM

The ornamental design for a joint element for construction set, as shown.

DESCRIPTION

FIG. 1 is a top perspective view of a joint element for construction set showing my new design;
FIG. 2 is a bottom perspective view thereof;
FIG. 3 is a top plan view thereof;
FIG. 4 is a front elevational view thereof; and,
FIG. 5 is a rear elevational view thereof.

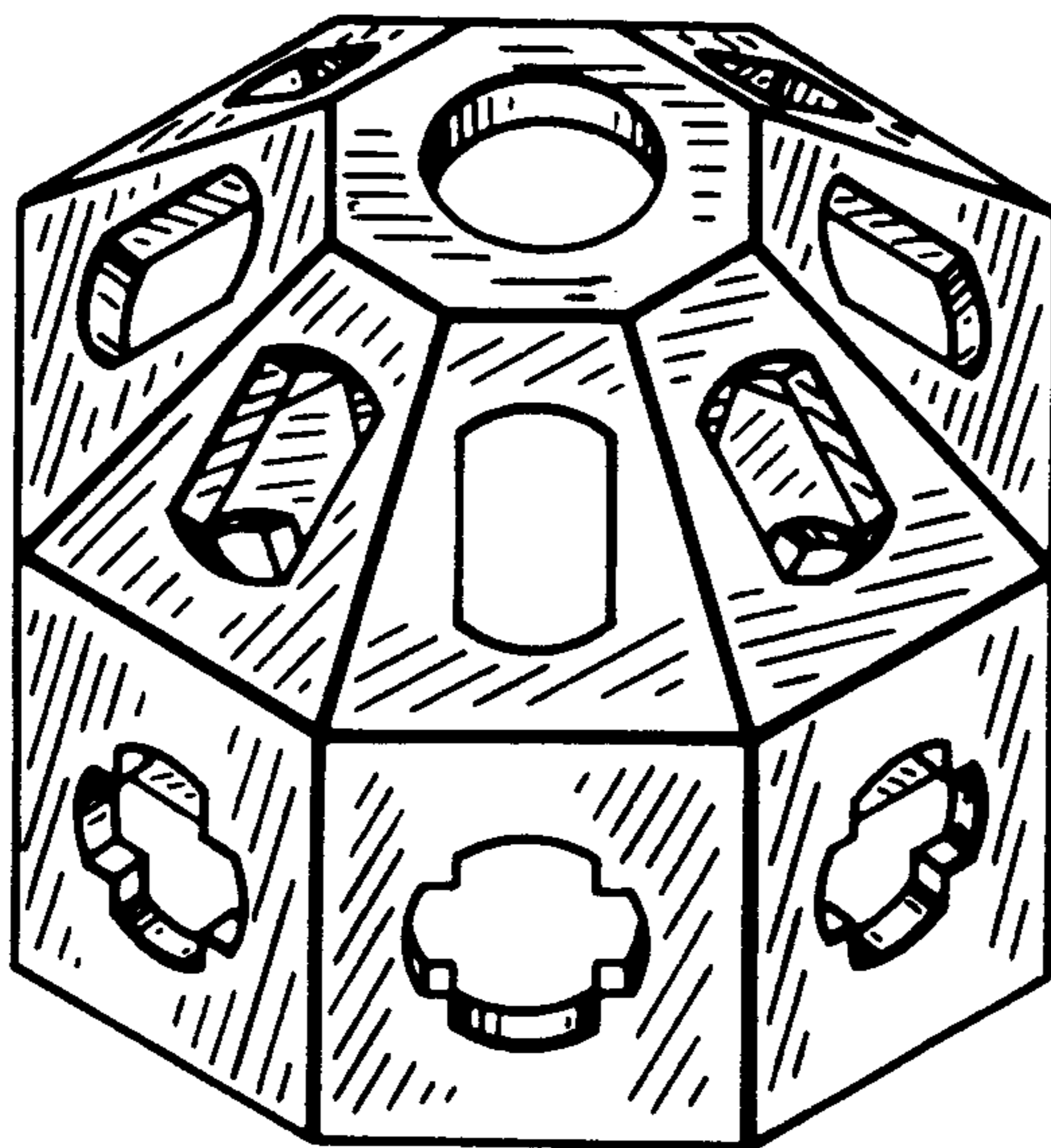


FIG. 1

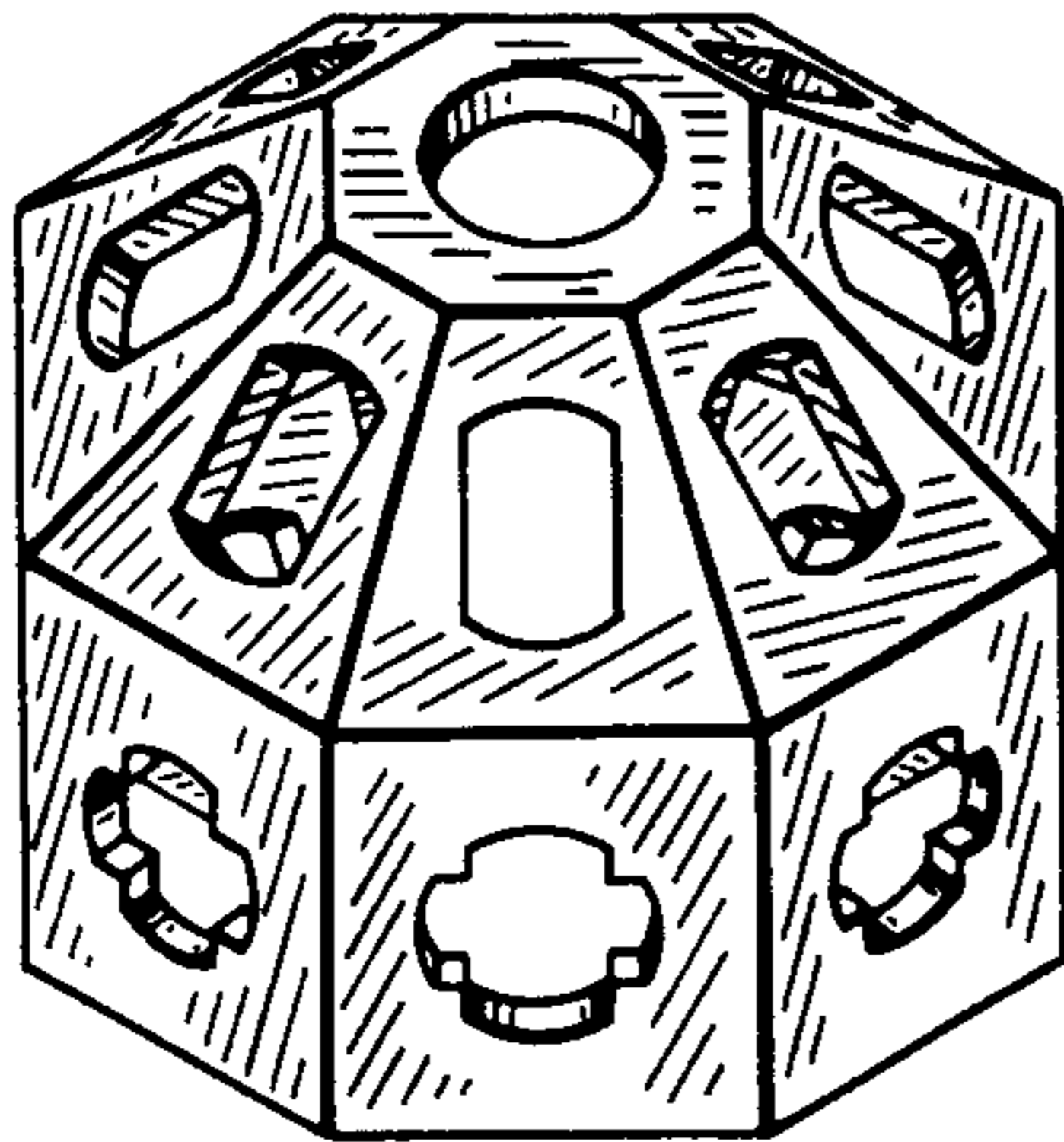


FIG. 2




FIG. 3




FIG. 4

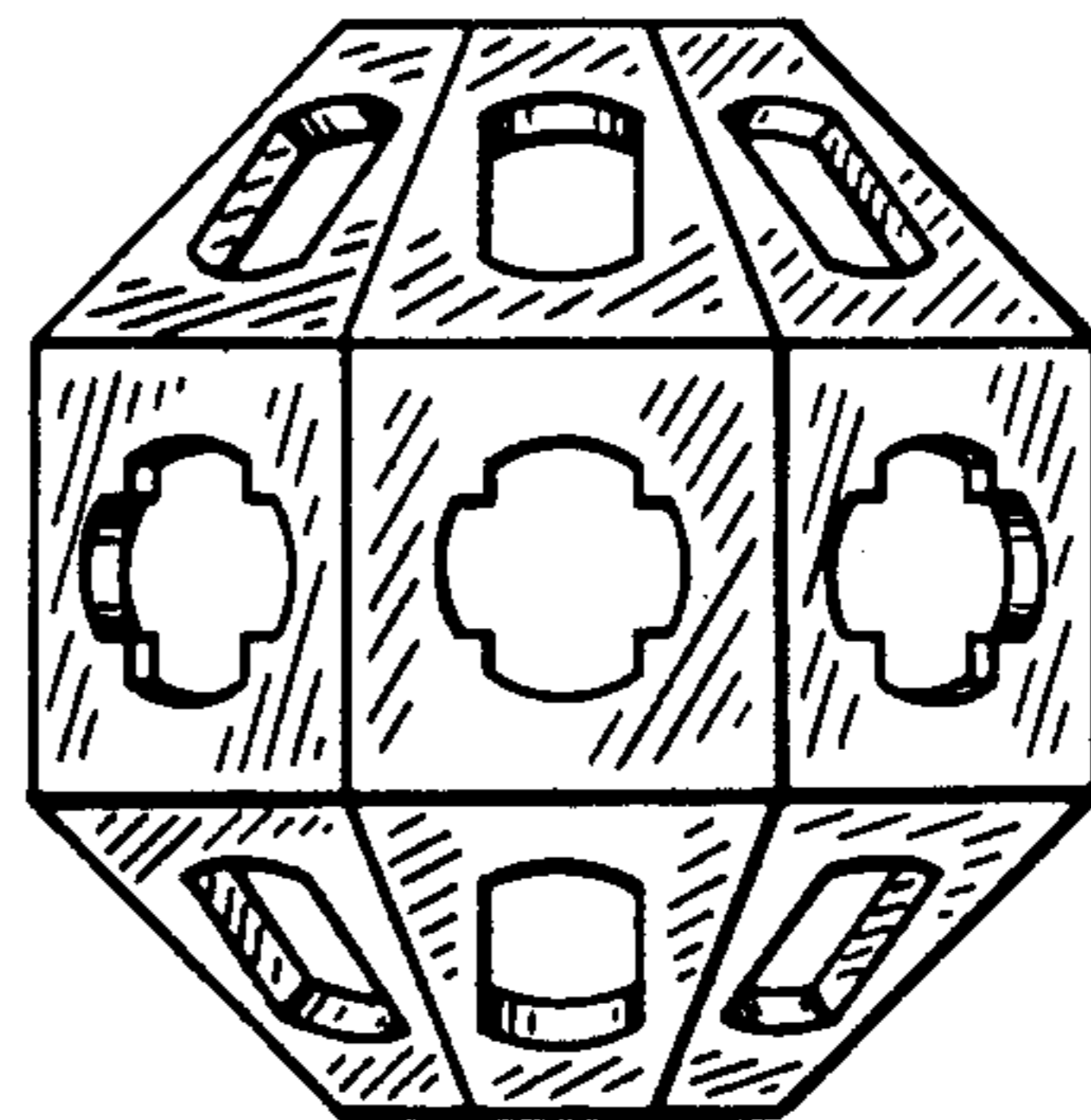


FIG. 5

