

[54] **JOINT ELEMENT FOR CONSTRUCTION SET**

[75] Inventor: **Richard J. Gabriel**, Portland, Oreg.

[73] Assignee: **Matrix Toys, Inc.**, Beaverton, Oreg.

[**] Term: **14 Years**

[21] Appl. No.: **903,996**

[22] Filed: **May 8, 1978**

[51] Int. Cl. **D21-01**

[52] U.S. Cl. **D21/108; D8/354; D8/382; D25/61**

[58] **Field of Search** **D21/105, 107, 108, 51, D21/204; 46/16-18, 23-32; 273/156; D25/61, 70, 98, 99, 81, 82; 52/282, 285, 648, 650, 645, 665; 403/170, 251, 316, 176, 171, 169, 178, 217; D8/349, 354, 366, 382**

[56] **References Cited**

U.S. PATENT DOCUMENTS

D. 15,726	1/1885	Smith	D21/108
D. 198,219	5/1964	Johnson	D21/51
2,583,474	1/1952	Cozzone	46/28
3,632,147	6/1972	Finger	403/176
3,982,841	9/1976	Endzweig	403/171

Primary Examiner—Charles A. Rademaker
Attorney, Agent, or Firm—Daniel P. Chernoff

[57] **CLAIM**

The ornamental design for a joint element for construction set, as shown.

DESCRIPTION

FIG. 1 is a top perspective view of a joint element for construction set showing my new design; FIG. 2 is a bottom perspective view thereof; FIG. 3 is a top plan view thereof; FIG. 4 is a front elevational view thereof; and, FIG. 5 is a rear elevational view thereof.




FIG. 1




FIG. 2

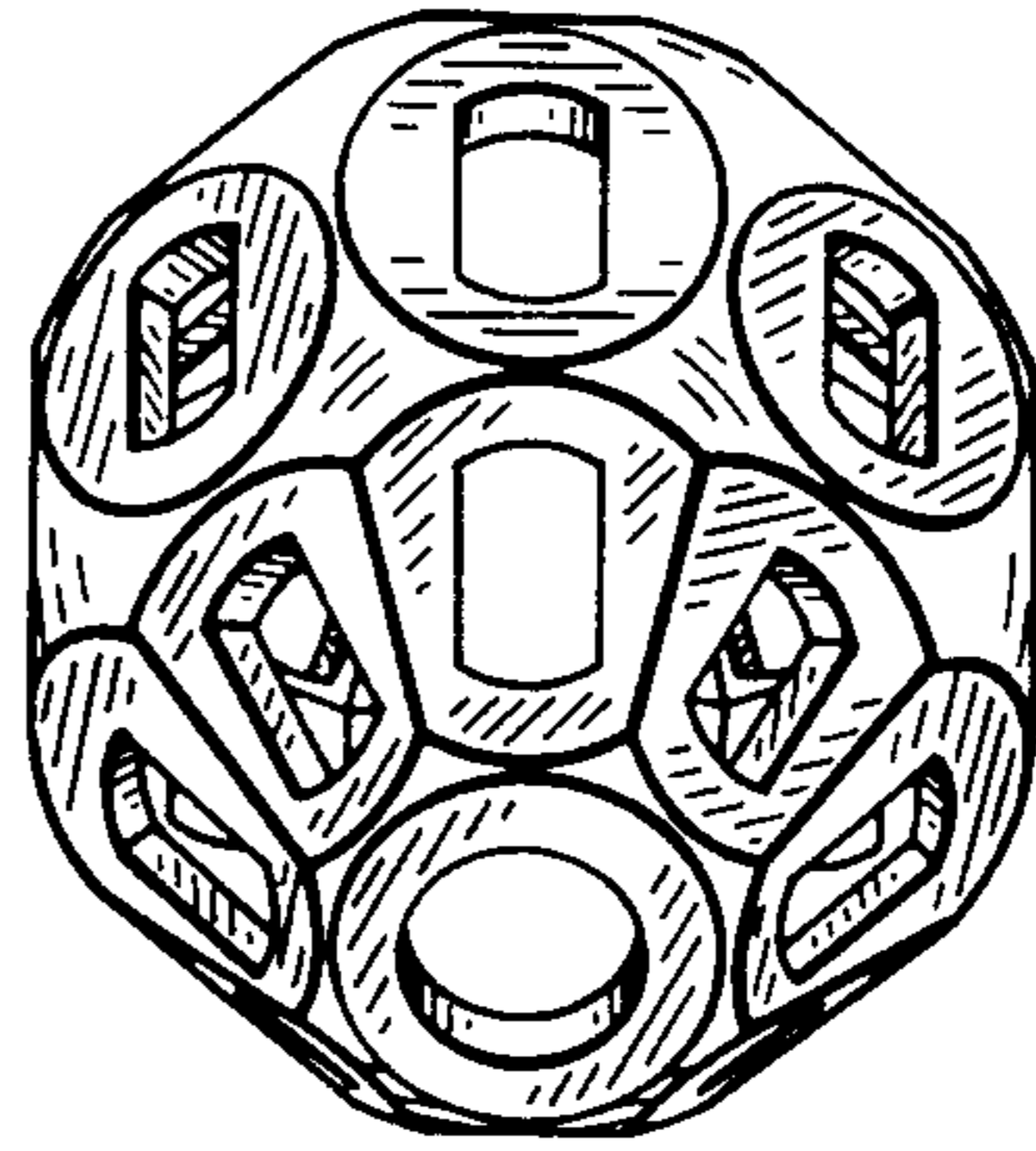


FIG. 3

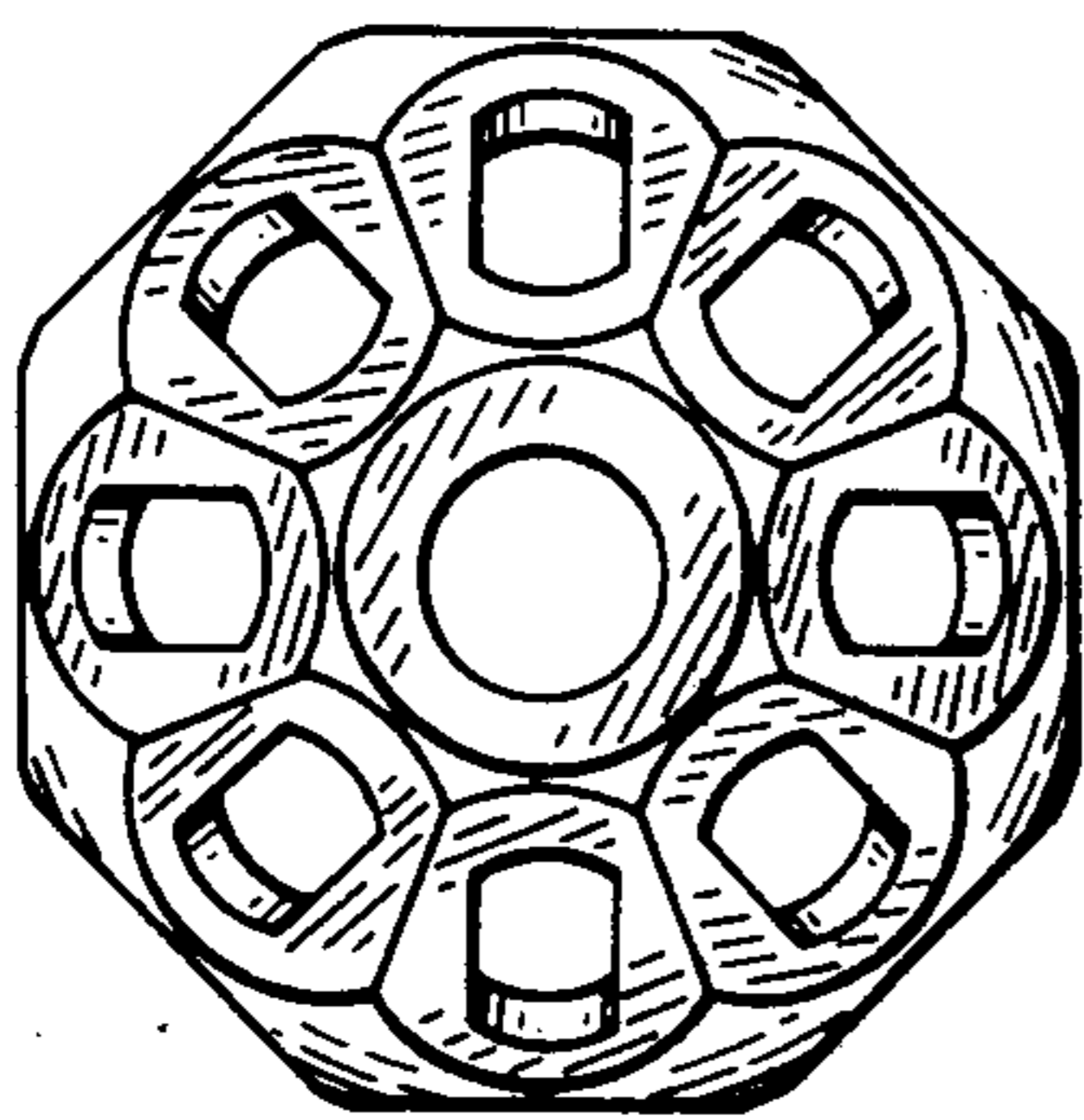


FIG. 4




FIG. 5

