

[54] TAPE RECORDER

[75] Inventors: **Yasuo Hattori**, Hachio, Japan; **David Walz**, Atlanta, Ga.

[73] Assignees: **Olympus Optical Co., Ltd.**, Tokyo, Japan; **Lanier Business Products, Inc.**, Atlanta, Ga.

[**] Term: **Years**

[21] Appl. No.: **919,810**

[22] Filed: **Jun. 28, 1978**

[30] Foreign Application Priority Data

Mar. 2, 1978 [JP] Japan 53-7917

[51] Int. Cl. **D14-01**

[52] U.S. Cl. **D14/6; D14/03**

[58] Field of Search **D14/3, 6; 360/74, 82, 360/83, 55, 93; 274/17, 21, 2; 242/199**

[56]

References Cited

U.S. PATENT DOCUMENTS

D. 243,345	2/1977	Schellens et al.	D14/6
D. 244,699	6/1977	Okamoto	D14/6
D. 247,747	4/1978	Nemoto et al.	D14/6
D. 248,392	7/1978	Ebata et al.	D14/6
D. 250,473	12/1978	Kadota	D14/6
3,218,080	11/1965	Best	274/17
4,021,856	5/1977	Motoyama et al.	360/74

Primary Examiner—Bernard Ansher
Attorney, Agent, or Firm—Robert D. Flynn

[57]

CLAIM

The ornamental design for tape recorder or the like, substantially as shown and described.

DESCRIPTION

FIG. 1 is a perspective view of a tape recorder or the like showing our new design;
FIG. 2 is a front view thereof;
FIG. 3 is a rear front view thereof;
FIG. 4 is a top plan view thereof;
FIG. 5 is a bottom plan view thereof;
FIG. 6 is a right side view thereof; and
FIG. 7 is a left side view thereof.




FIG. 2

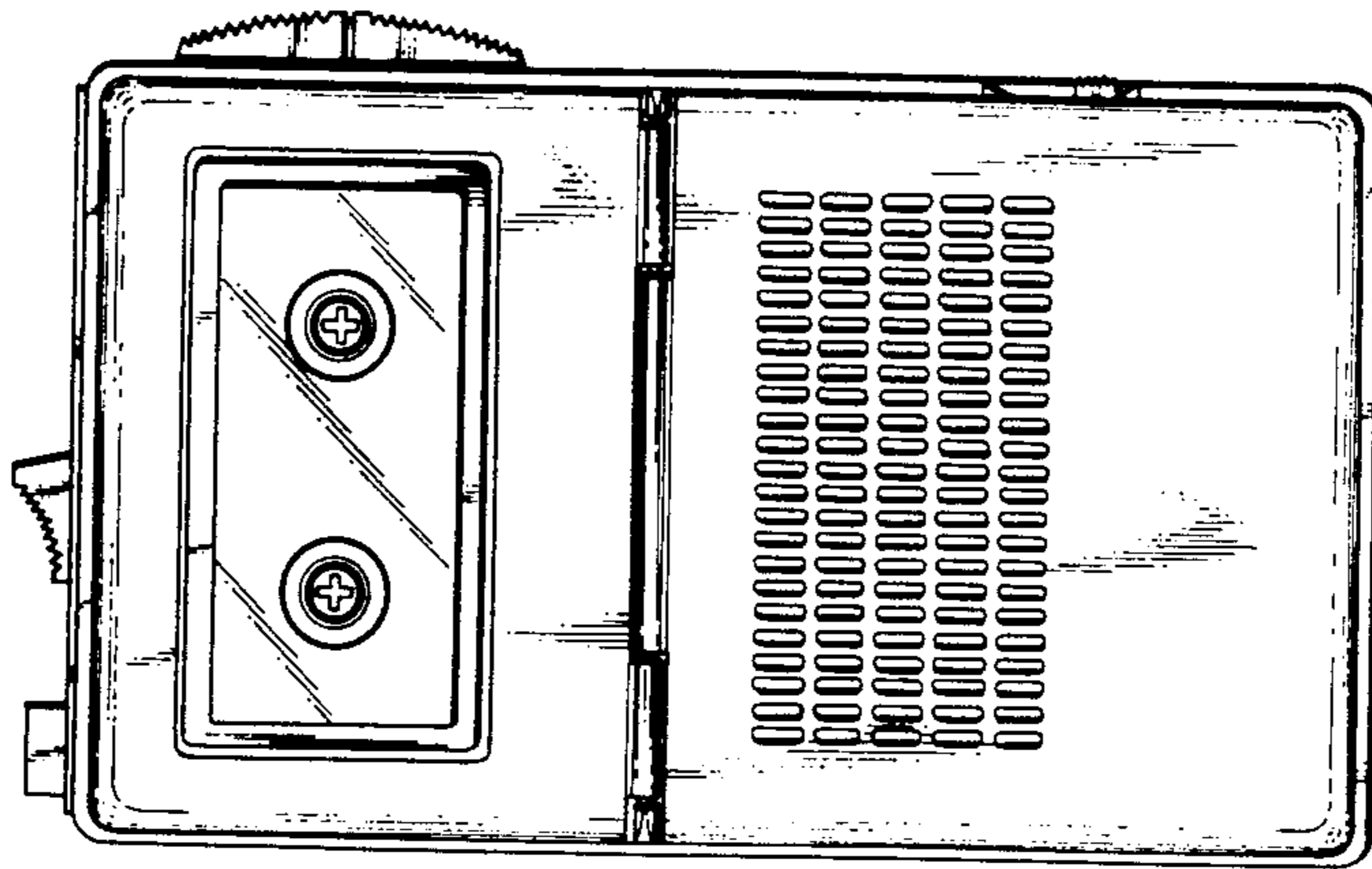


FIG. 1

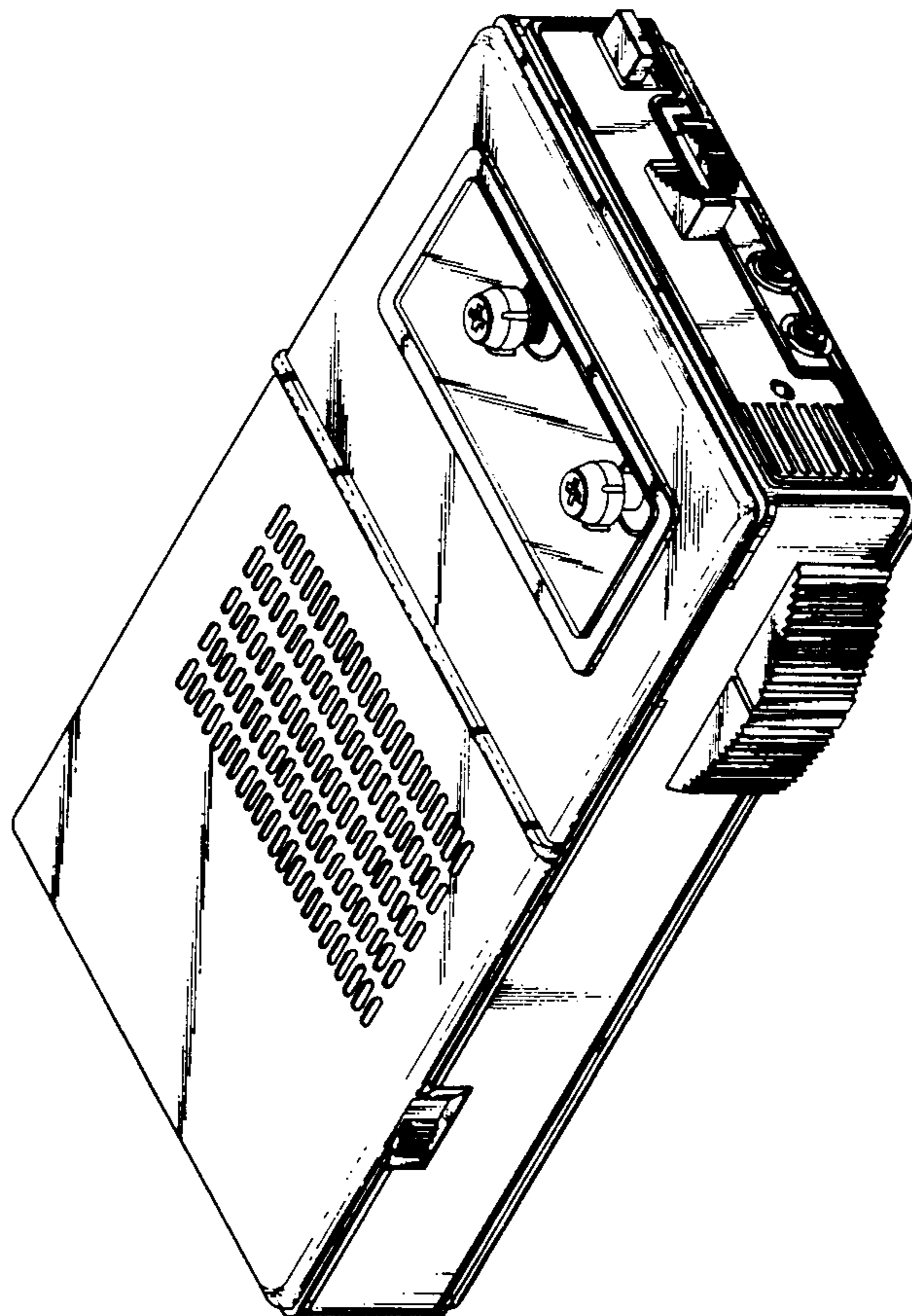


FIG. 7




FIG. 6




FIG. 4

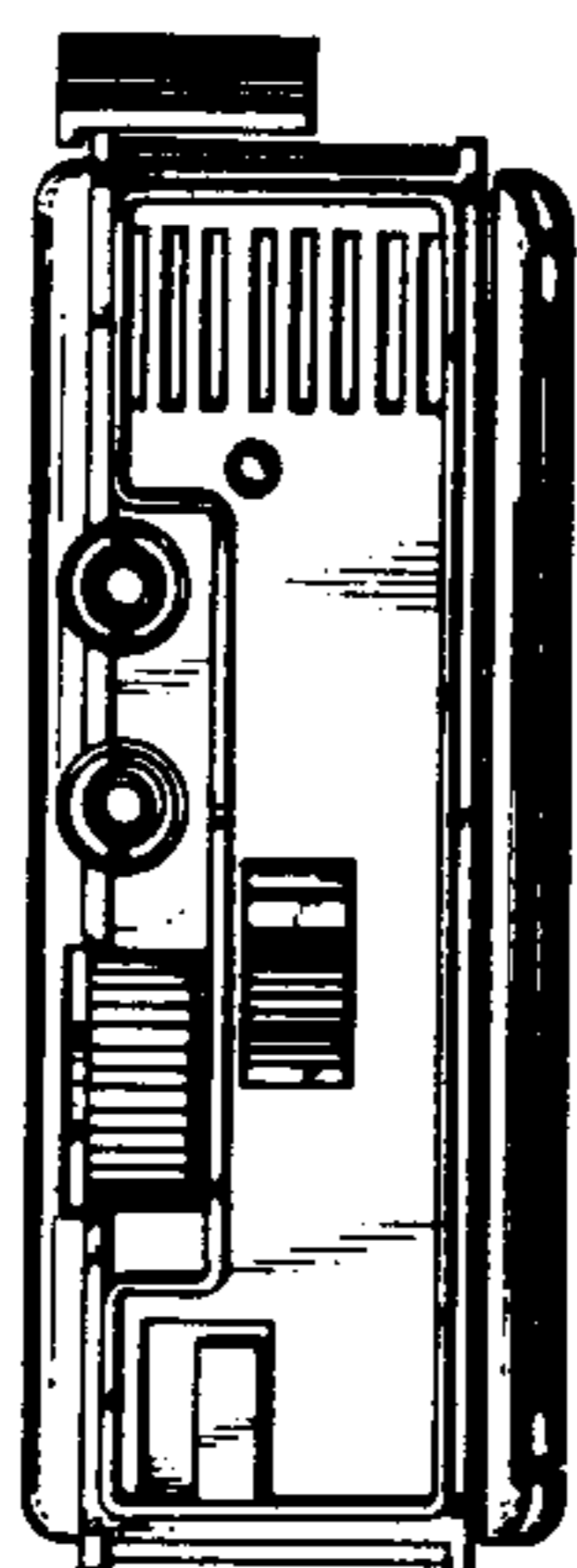


FIG. 5



FIG. 3

