

[54] ELECTRICAL TEST PROBE
 [75] Inventor: **Philmore E. Johnson**, Bristol, Conn.
 [73] Assignee: **The Superior Electric Company**,
 Bristol, Conn.
 [**] Term: **14 Years**
 [21] Appl. No.: **904,723**
 [22] Filed: **May 10, 1978**
 [51] Int. Cl. **D10-07**
 [52] U.S. Cl. **D10/103**
 [58] Field of Search **D10/57, 60, 75, 77,**
D10/78, 80, 81, 102, 103; 324/149, 72.5;
339/108. TD

2,677,117 4/1954 Swain 324/149 X
 2,894,205 7/1959 Scotrock 324/72.5
 3,513,388 5/1970 Straehan 324/149 X
 3,822,598 7/1974 Brothers D10/103 X
 3,893,027 7/1975 Veenendaal 324/72.5
 4,151,462 4/1979 Teyler 324/72.5

Primary Examiner—Nelson C. Holtje
Attorney, Agent, or Firm—Ernest M. Junkins

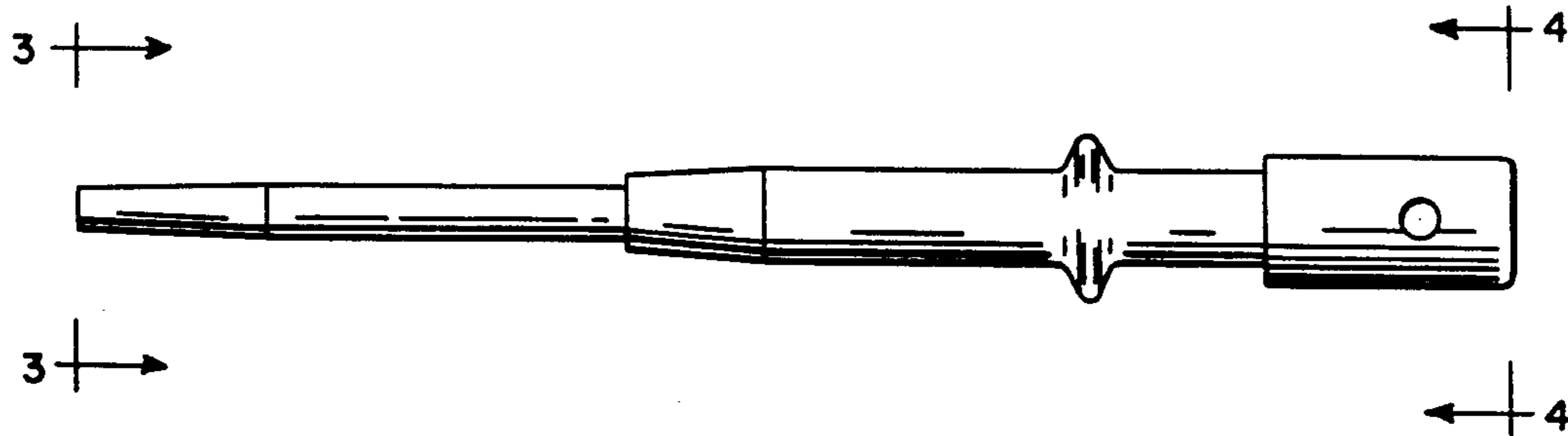
[57] CLAIM

The ornamental design for an electrical test probe, as shown and described.

DESCRIPTION

FIG. 1 is a side elevational view of an electrical test probe showing my new design;
 FIG. 2 is a top plan view thereof;
 FIG. 3 is an end elevational view thereof on an enlarged scale as seen from plane 3—3 of FIG. 1;
 FIG. 4 is an end elevational view thereof on an enlarged scale as seen from plane 4—4 of FIG. 1.

[56] **References Cited**
U.S. PATENT DOCUMENTS
 2,654,076 9/1953 Hudlow 324/149 X



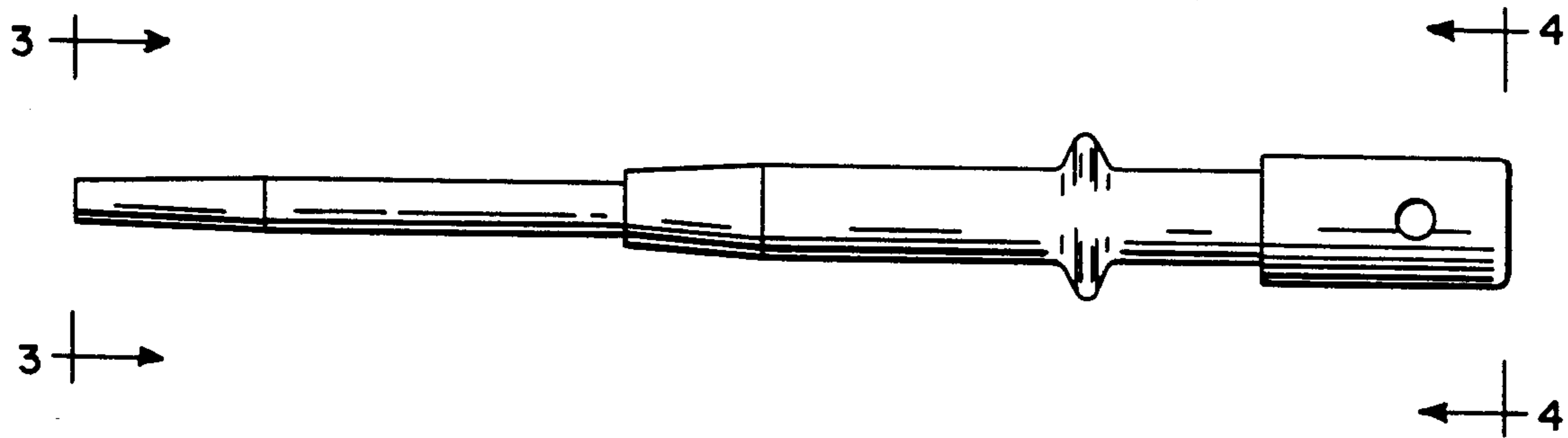


FIG. 1




FIG. 2




FIG. 3

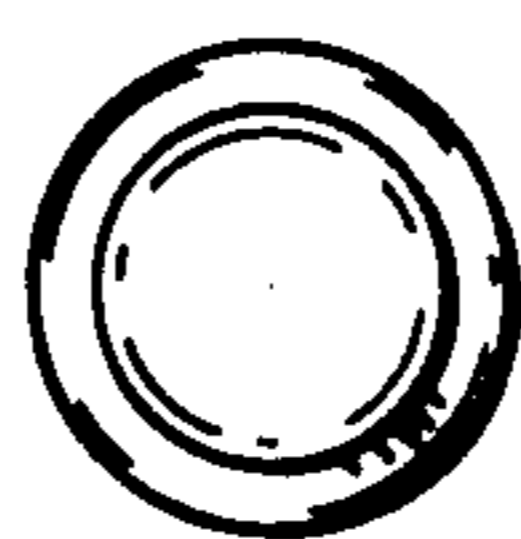


FIG. 4