

[54] TOOL FOR MOUNTING MARKING SLEEVES ONTO WIRES, CABLES, OR THE LIKE

[75] Inventors: Torbjörn Lööf; Lars Skarin, both of Otterbäcken, Sweden

[73] Assignee: Partex Fabriksaktiebolag, Gullspång, Sweden

[**] Term: 14 Years

[21] Appl. No.: 822,759

[22] Filed: Aug. 8, 1977

[30] Foreign Application Priority Data

Feb. 10, 1977 [SE] Sweden 77324

[51] Int. Cl. D8-05

[52] U.S. Cl. D8/14; 29/235; 174/112; 40/316

[58] Field of Search D8/14; 174/112; 40/316, 40/23 R; 29/235, 450

[56]

References Cited

U.S. PATENT DOCUMENTS

| | | | |
|------------|--------|--------------|----------|
| D. 149,901 | 6/1948 | Olsen | D8/14 |
| 180,919 | 8/1876 | Pond | D7/161 X |
| D. 249,223 | 9/1978 | Holden | D8/14 |

FOREIGN PATENT DOCUMENTS

| | | | |
|---------|---------|----------------------|--------|
| 19883 | of 1905 | United Kingdom | 29/235 |
| 1039123 | 8/1966 | United Kingdom | 40/316 |
| 1206654 | 9/1970 | United Kingdom | 29/450 |
| 1399870 | 7/1975 | United Kingdom . | |

Primary Examiner—Peter Feldman

Attorney, Agent, or Firm—Elliott I. Pollock

[57]

CLAIM


The ornamental design for a tool for mounting marking sleeves onto wires, cables, or the like, as shown and described.

DESCRIPTION

FIG. 1 is a perspective view of a tool for mounting marking sleeves onto wires, cables, or the like, showing our new design from one side;

FIG. 2 is a perspective thereof on a reduced scale, viewed from the opposite side; and

FIG. 3 is a front end elevational view thereof on an enlarged scale.



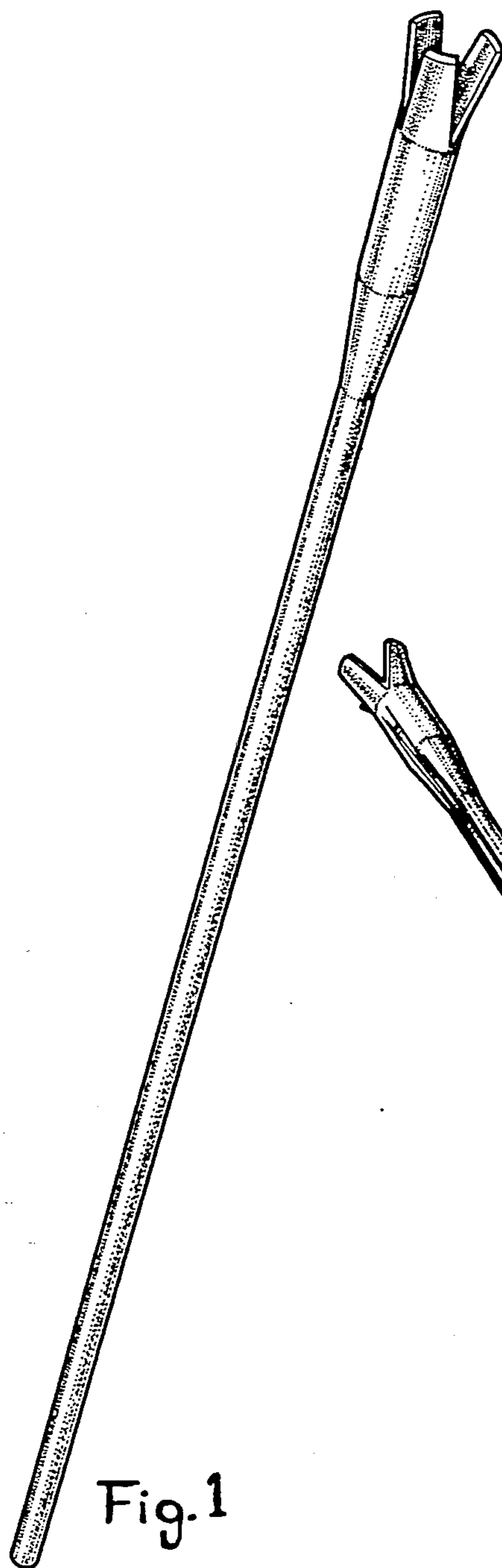


Fig. 1

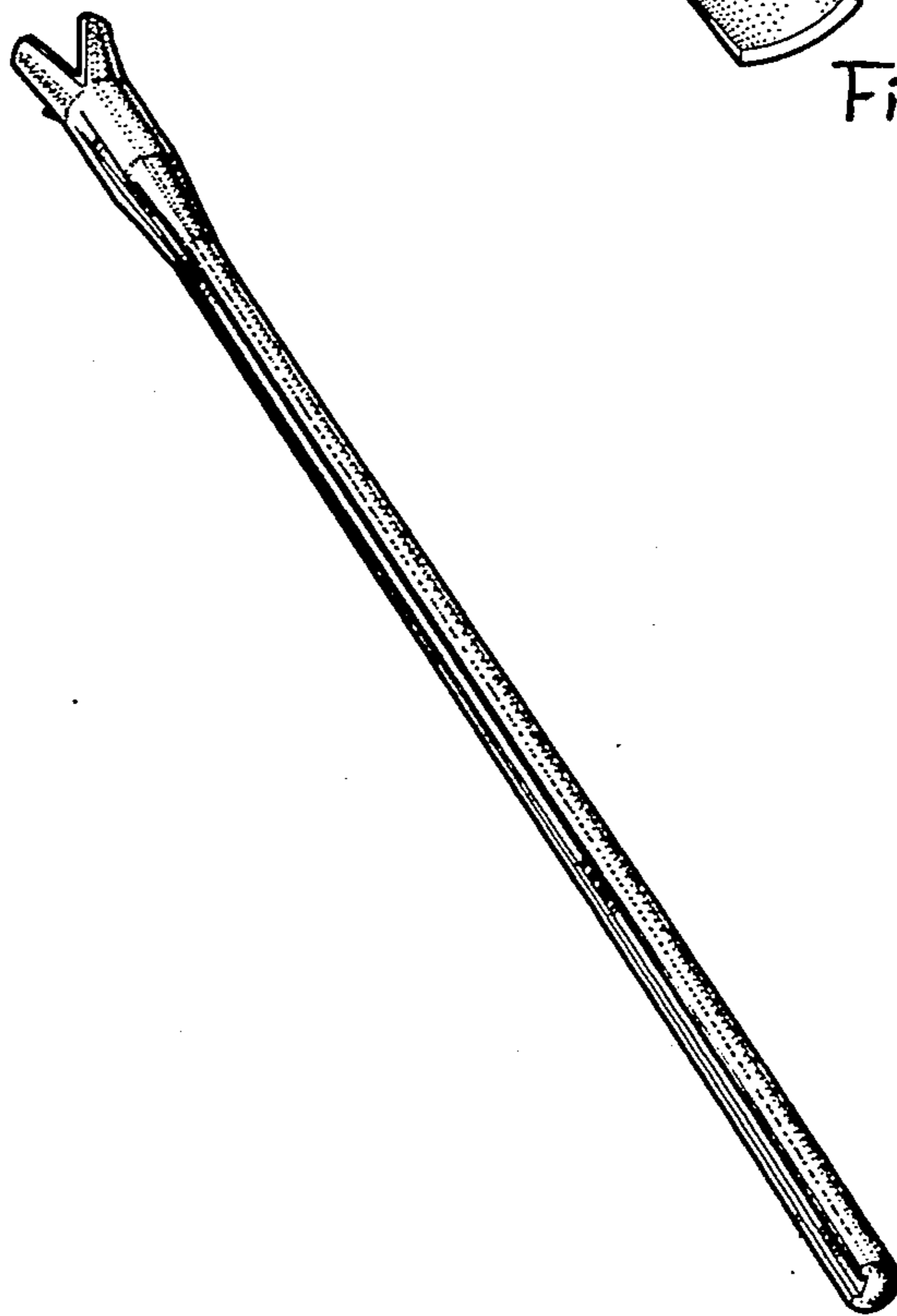


Fig. 2

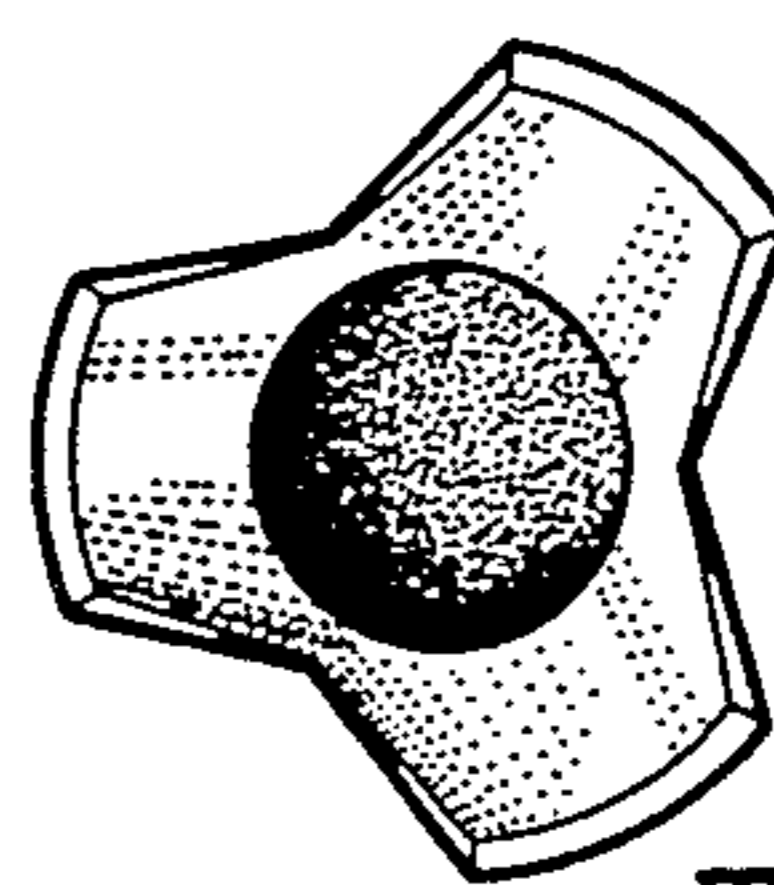


Fig. 3