

[54] BORDER GAUGE FOR SWIVEL KNIFE

[76] Inventor: Charles K. Wheat, NW. 447  
Sheafman Creek Rd., Hamilton,  
Mich. 59840

[ \* ] Notice: The portion of the term of this patent  
subsequent to Jul. 30, 1994, has been  
disclaimed.

[\*\*] Term: 14 Years

[21] Appl. No.: 627,537

[22] Filed: Oct. 31, 1975

[51] Int. Cl. .... D8—05  
[52] U.S. Cl. .... D8/14  
[58] Field of Search ..... D8/14, 98; 30/293, 289

[56] References Cited  
U.S. PATENT DOCUMENTS

819,499	5/1906	Bateman .....	30/293
2,282,729	5/1942	Knauf .....	30/293
2,420,469	5/1947	Doniger .....	30/293
3,802,076	4/1974	Linley .....	30/293

Primary Examiner—Alan P. Douglas  
Attorney, Agent, or Firm—Irvin A. Lavine

[57] CLAIM

The ornamental design for a border gauge for swivel  
knife, substantially as shown and described.

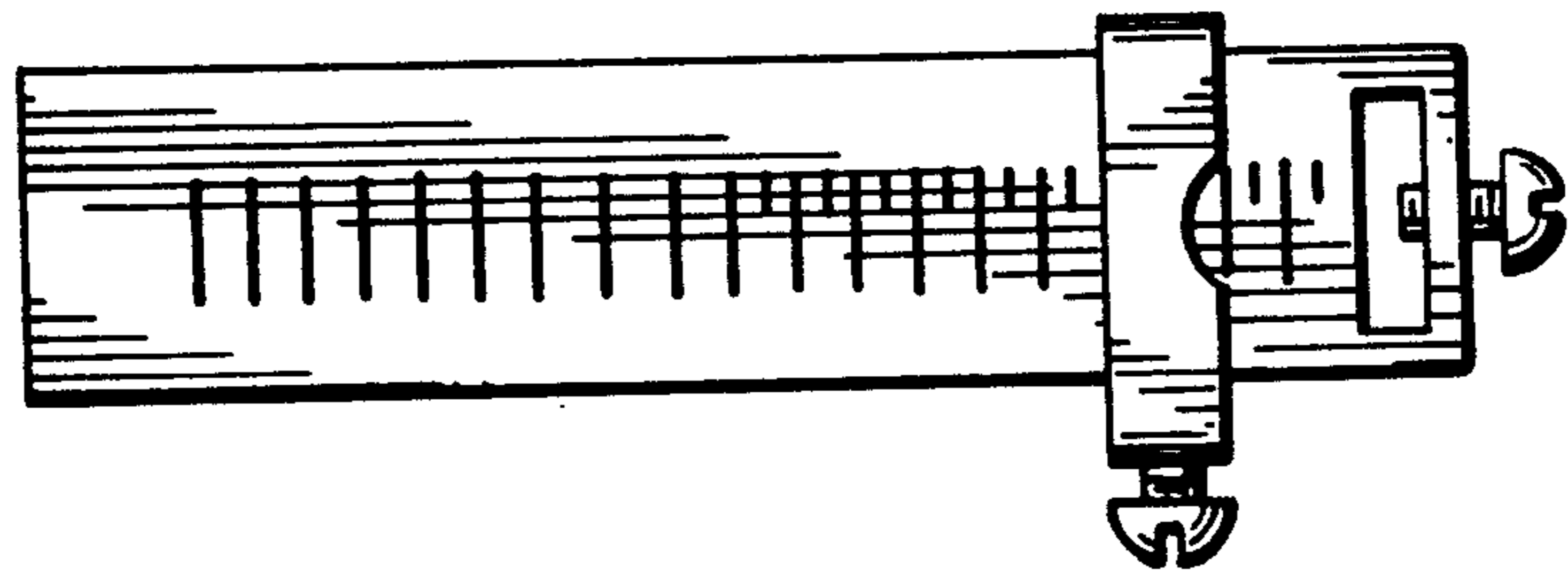
DESCRIPTION

FIG. 1 is a top view of the border gauge for swivel knife  
showing my new design.

FIG. 2 is a right side view of the border gauge for  
swivel knife showing my new design, the left side being  
a mirror image of the right side.

FIG. 3 is an end view of the border gauge for swivel  
knife showing my new design.

FIG. 4 is a view similar to FIG. 2 with a swivel knife  
shown in broken lines for illustrative purposes only.



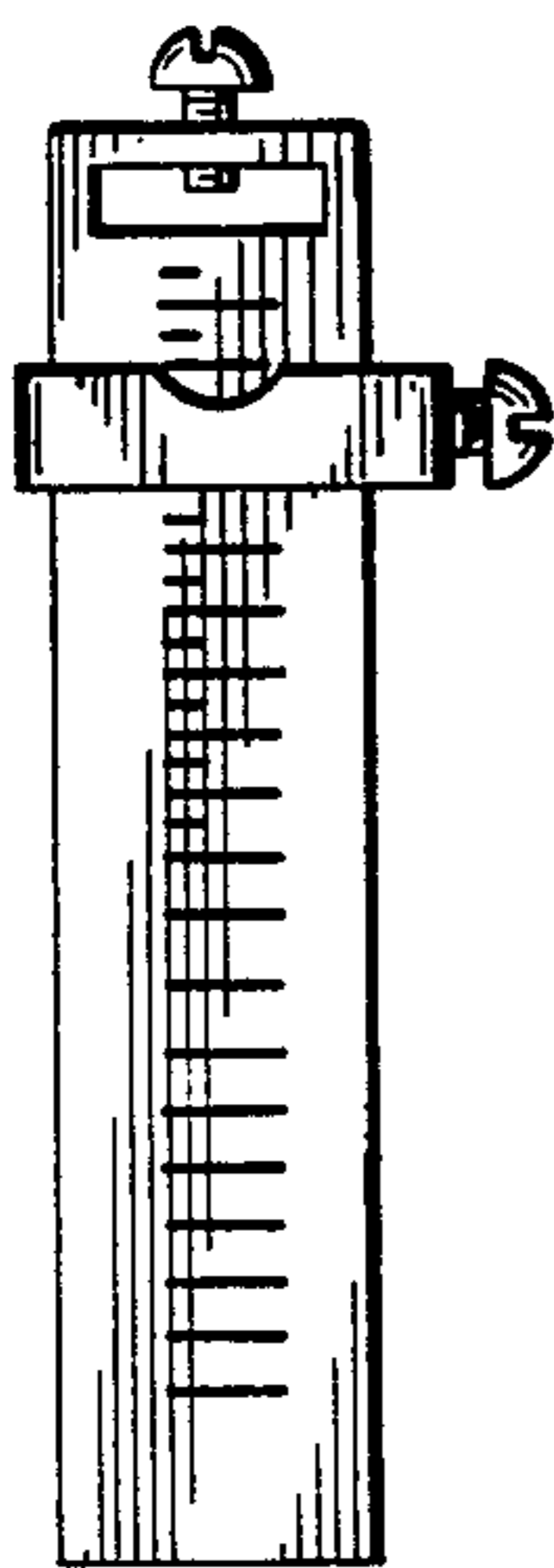


Fig. 1




Fig. 2

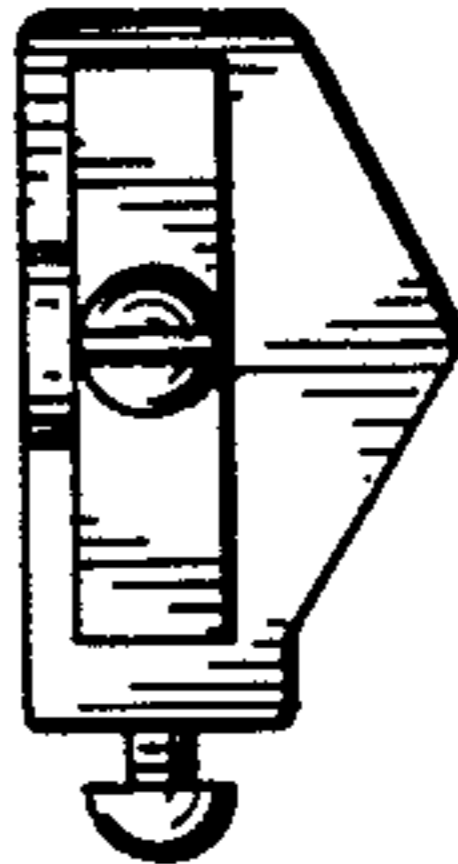


Fig. 3

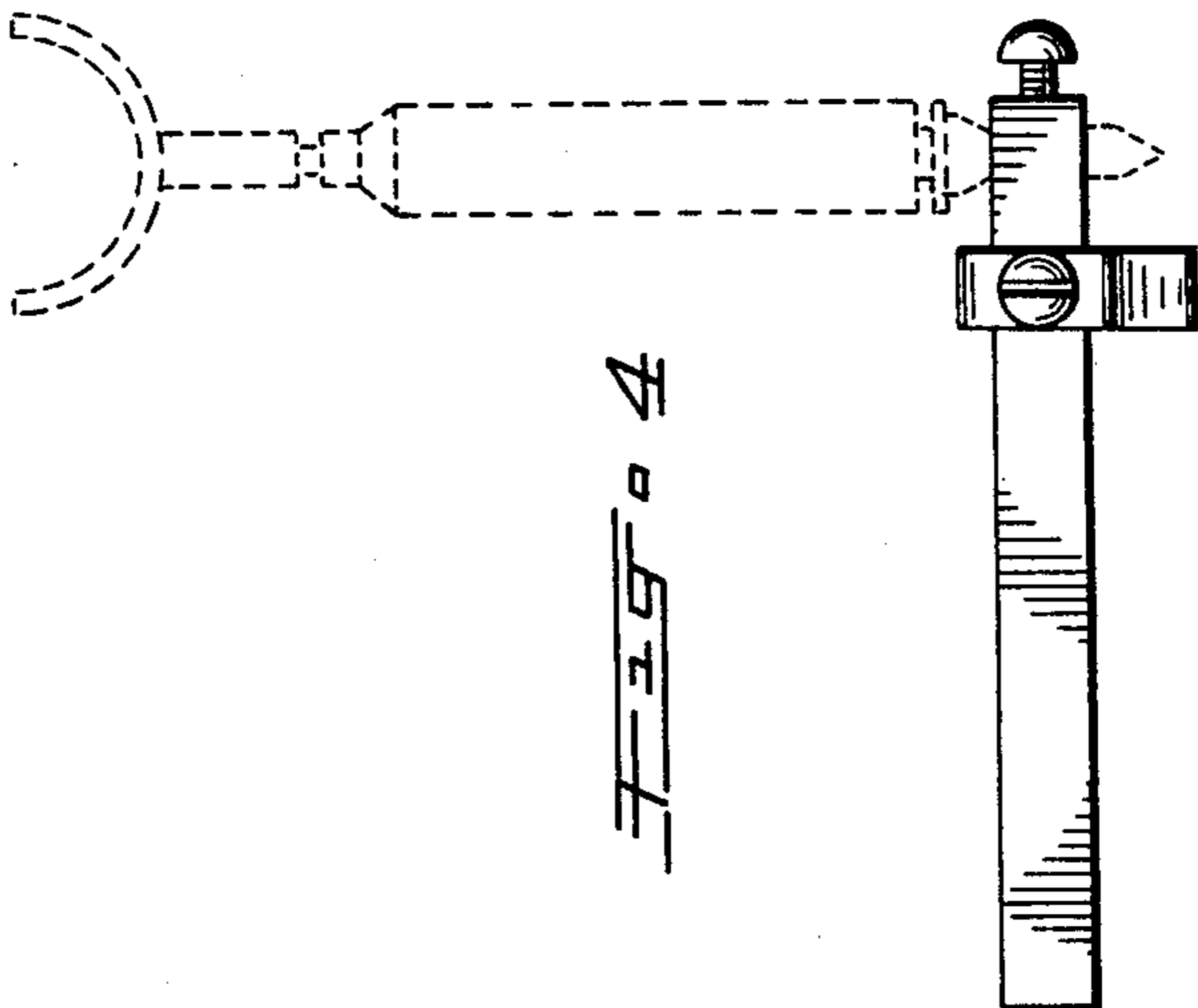


Fig. 4