

[54] MULTIPLE TELLER COUNTER UNIT

[75] Inventors: James S. Berman, New York; Sigurd Stegmaier, Malverne, both of N.Y.

[73] Assignee: Citibank, N.A., New York, N.Y.

[\*\*] Term: 14 Years

[21] Appl. No.: 875,944

[22] Filed: Feb. 7, 1978

[51] Int. Cl. .... D6-04

[52] U.S. Cl. .... D6/157; D6/143; D6/161; D6/169

[58] Field of Search ..... D6/4, 143, 144, 150-174, D6/114, 127, 128, 129, 130

[56] References Cited

U.S. PATENT DOCUMENTS

D. 220,499 4/1971 Sciortino ..... D6/157

D. 221,363 8/1971 Henderson ..... D6/143  
D. 228,214 8/1973 Michiels ..... D6/157  
D. 248,807 8/1978 Canfield et al. .... D6/144 X  
D. 252,058 6/1979 Patterson ..... D6/157 X


Primary Examiner—Bruce W. Dunkins  
Attorney, Agent, or Firm—George B. Finnegan, Jr.

[57] CLAIM

The ornamental design for a multiple teller counter unit, as shown and described.

DESCRIPTION

FIG. 1 is a top plan view of a teller counter unit having a pair of double-work station modules;  
FIG. 2 is a front elevation view of the teller counter unit of FIG. 1;  
FIG. 3 is a rear elevation view of the teller counter unit; and  
FIG. 4 is a side elevation view of the teller counter unit. The side of the multiple teller counter unit not shown is a mirror image of the side shown in FIG. 4.






FIG. 1




FIG. 2

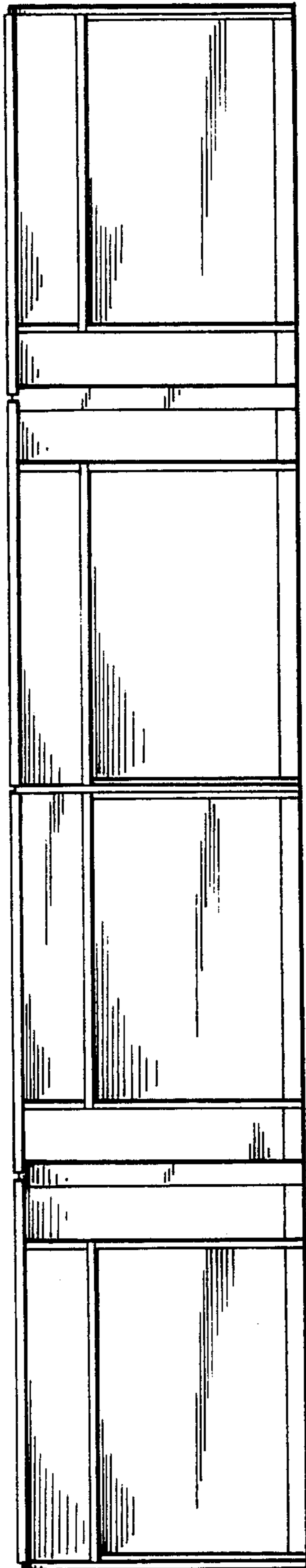


FIG. 3

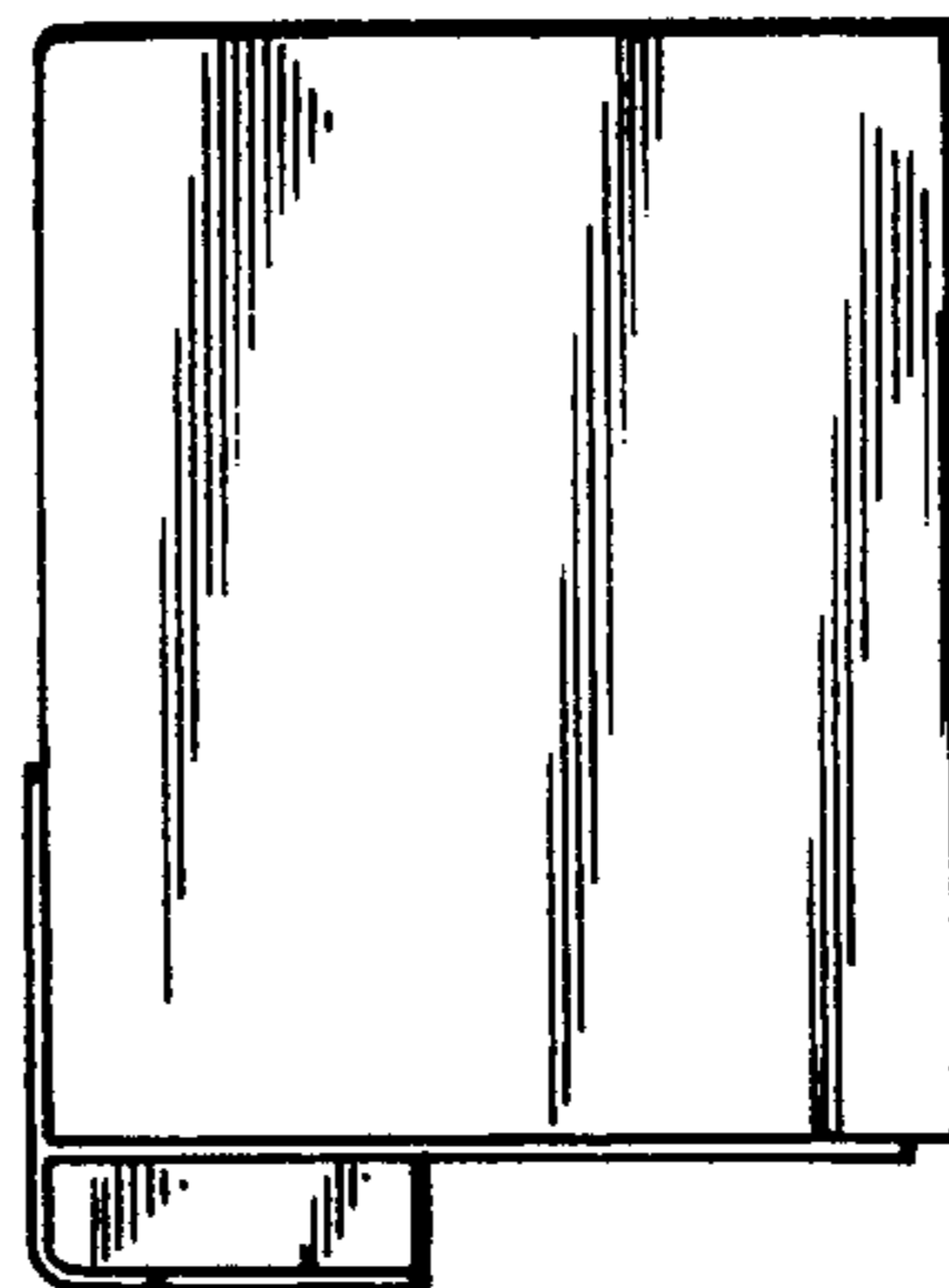


FIG. 4