

[54] **TAPE CASSETTE MAILING CASE**

[75] Inventor: **Harald Schmidt, Kings Park, N.Y.**

[73] Assignee: **Hansa Plastics Inc., Kings Park, N.Y.**

[\*\*] Term: **14 Years**

[21] Appl. No.: **917,521**

[22] Filed: **Jun. 21, 1978**

[51] Int. Cl. .... **D3-02**

[52] U.S. Cl. .... **D3/35**

[58] Field of Search ..... **D3/30, 33, 36, 72-74, D3/78; 206/387; 150/52 F; D9/246; D14/6, 11**

[56] **References Cited**  
**U.S. PATENT DOCUMENTS**  
 D. 203,959 3/1966 Callihan et al. .... D3/78

D. 234,273 2/1975 Wilson et al. .... D3/30  
 D. 236,291 8/1975 Schurman .... D3/35  
 D. 236,554 8/1975 Sands .... D3/35  
 D. 242,879 12/1976 Schurman .... D3/76

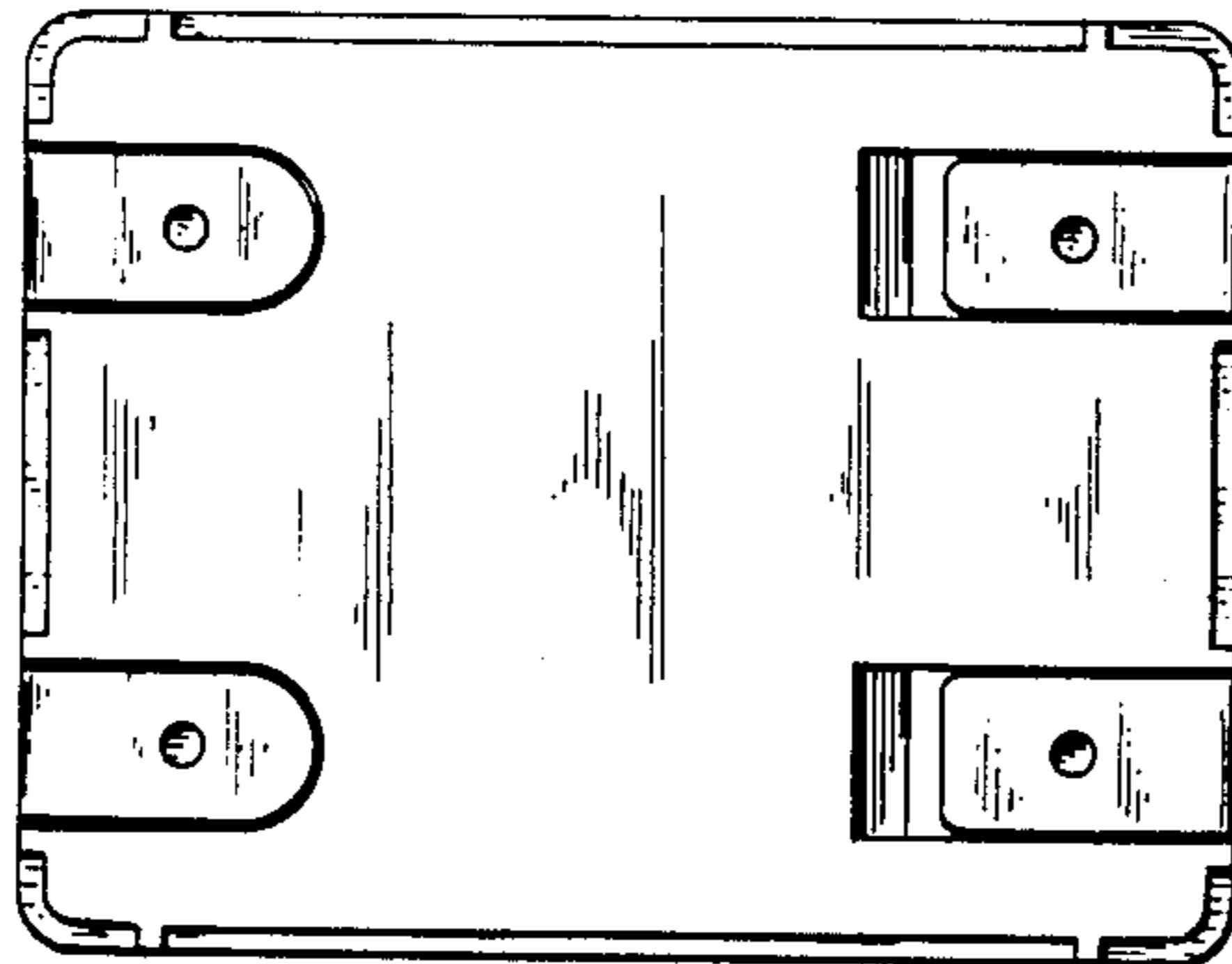

*Primary Examiner*—George P. Word  
*Attorney, Agent, or Firm*—Albert F. Kronman

[57] **CLAIM**

The ornamental design for a tape cassette mailing case, substantially as shown.

**DESCRIPTION**

FIG. 1 is a top plan view of a tape cassette mailing case showing my new design;  
 FIG. 2 is a rear elevational view thereof;  
 FIG. 3 is a left side elevational view thereof;  
 FIG. 4 is a right side elevational view thereof;  
 FIG. 5 is front elevational view thereof;  
 FIG. 6 is a bottom plan view thereof.



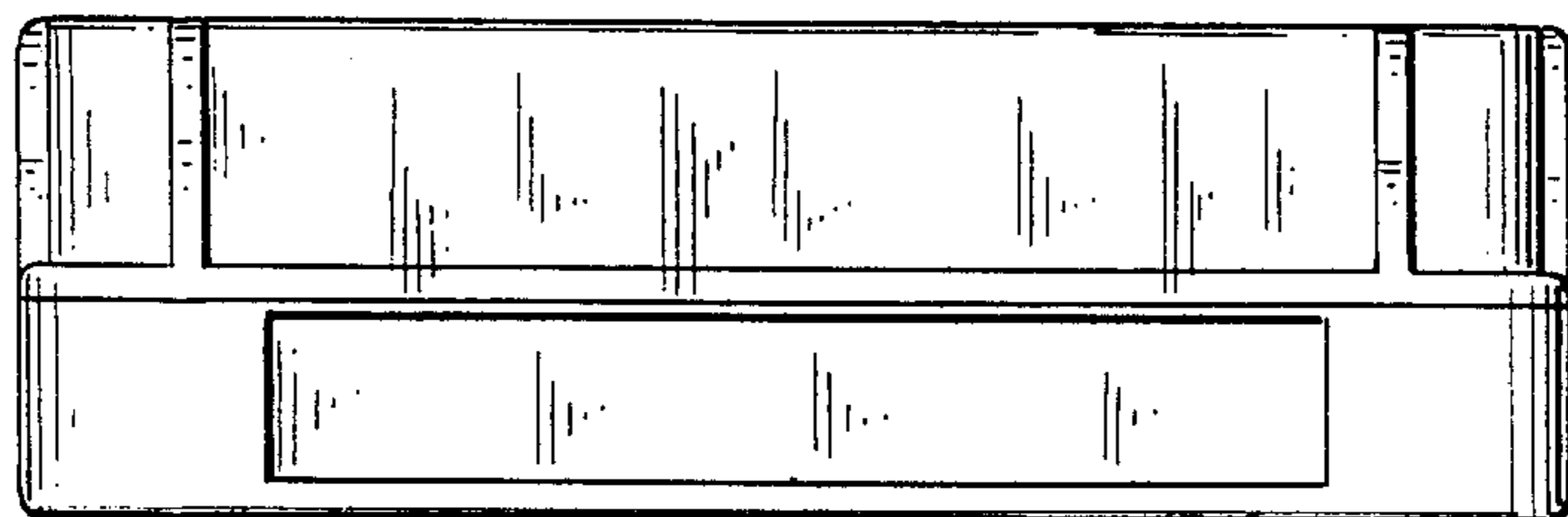


FIG. 2




FIG. 3




FIG. 1




FIG. 4




FIG. 5

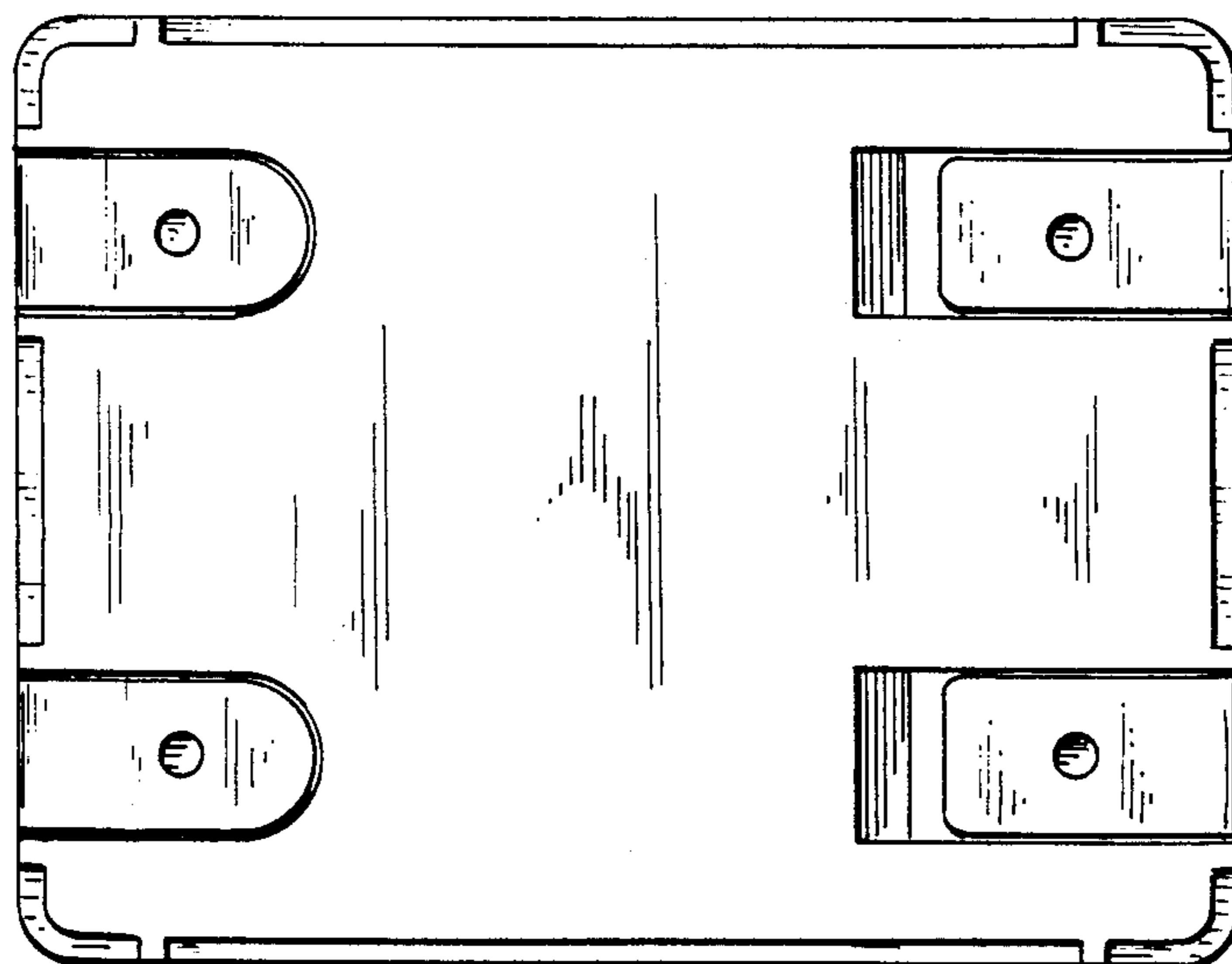


FIG. 6