

[54] SOLE FOR A SHOE
[75] Inventors: Anthony V. Amicone, Waterbury;
Frank C. Cesare, Woodbury, both of
Conn.
[73] Assignee: The Keds Corporation, Cambridge,
Mass.
[**] Term: 14 Years
[21] Appl. No.: 950,928
[22] Filed: Oct. 12, 1978
[51] Int. Cl. D2—04
[52] U.S. Cl. D2/320
[58] Field of Search D2/320, 319, 321, 308—310,
D2/264; 36/115, 124, 129, 25 R, 32 R, 59 R, 59
C

[56] References Cited
U.S. PATENT DOCUMENTS
D. 123,898 12/1940 Tousley D2/320
D. 201,864 8/1965 Smith 36/59 C X
D. 251,817 5/1979 Inohara D2/309

Primary Examiner—Donald B. Moyer
Attorney, Agent, or Firm—Charles A. Blank

[57] CLAIM
The ornamental design for a sole for a shoe, substan-
tially as shown and described.

DESCRIPTION
FIG. 1 is a bottom plan view of a sole for a shoe show-
ing our new design;
FIG. 2 is a side elevational view of one side of the FIG.
1 sole;
FIG. 3 is a side elevational view of the other side of the
FIG. 1 sole;
FIG. 4 is a front elevational view of the FIG. 1 sole;
FIG. 5 is a rear elevational view of the FIG. 1 sole;
FIG. 6 is a sectional view of the FIG. 1 sole, taken
substantially as indicated by line 6—6 of FIG. 1;
FIG. 7 is a sectional view of the FIG. 1 sole, taken
substantially as indicated by line 7—7 of FIG. 1;
FIG. 8 is a sectional view of the FIG. 1 sole; taken
substantially as indicated by line 8—8 of FIG. 1; and
FIG. 9 is a sectional view of the FIG. 1 sole, taken
substantially as indicated by line 9—9 of FIG. 1.

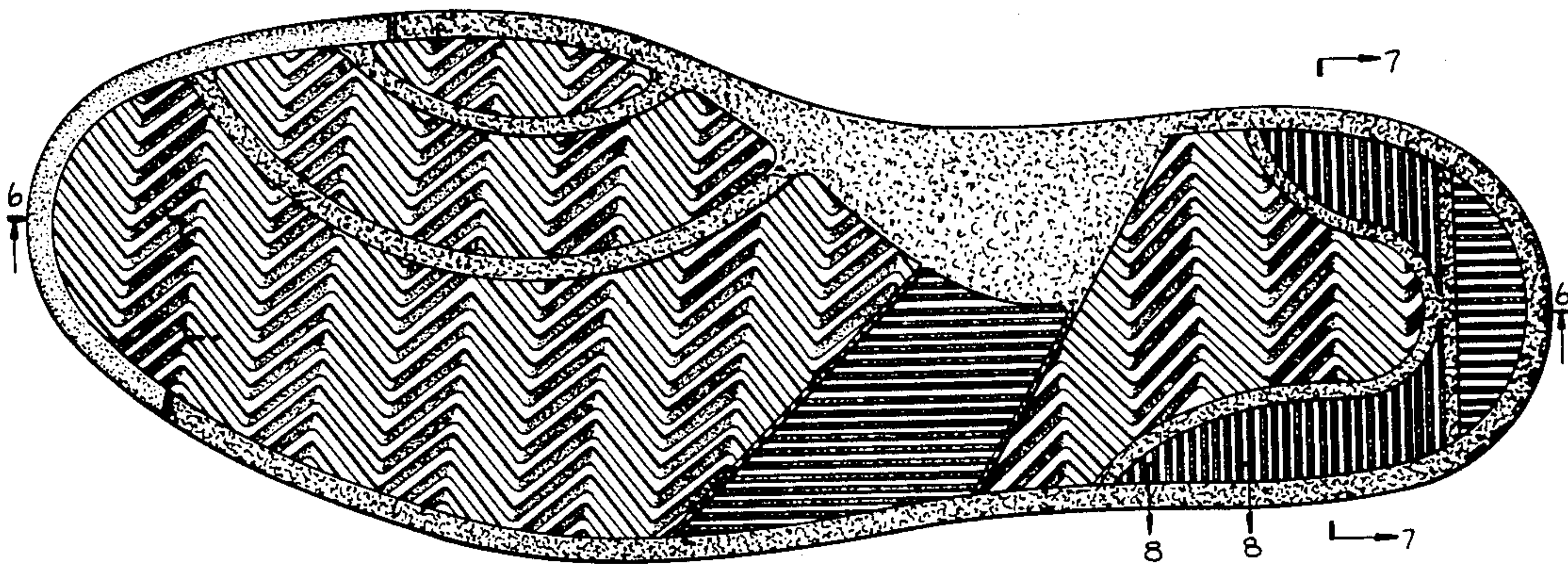


Fig. 1.

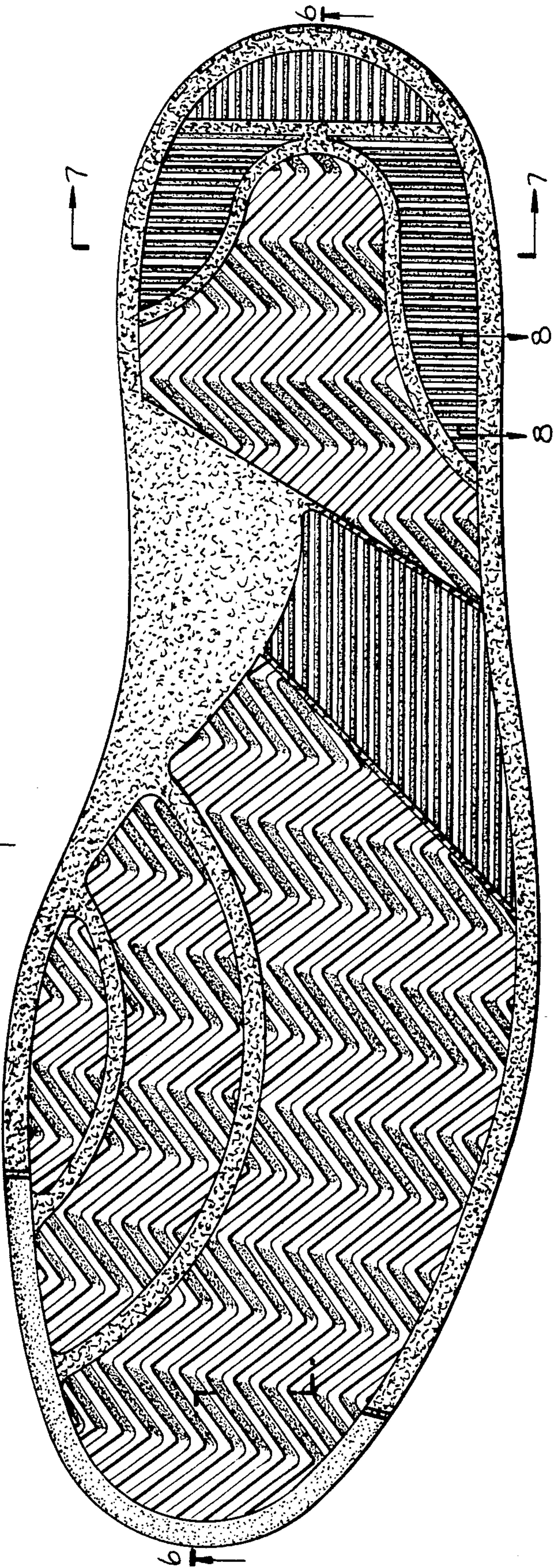


Fig. 2.




Fig. 3.




Fig. 4.

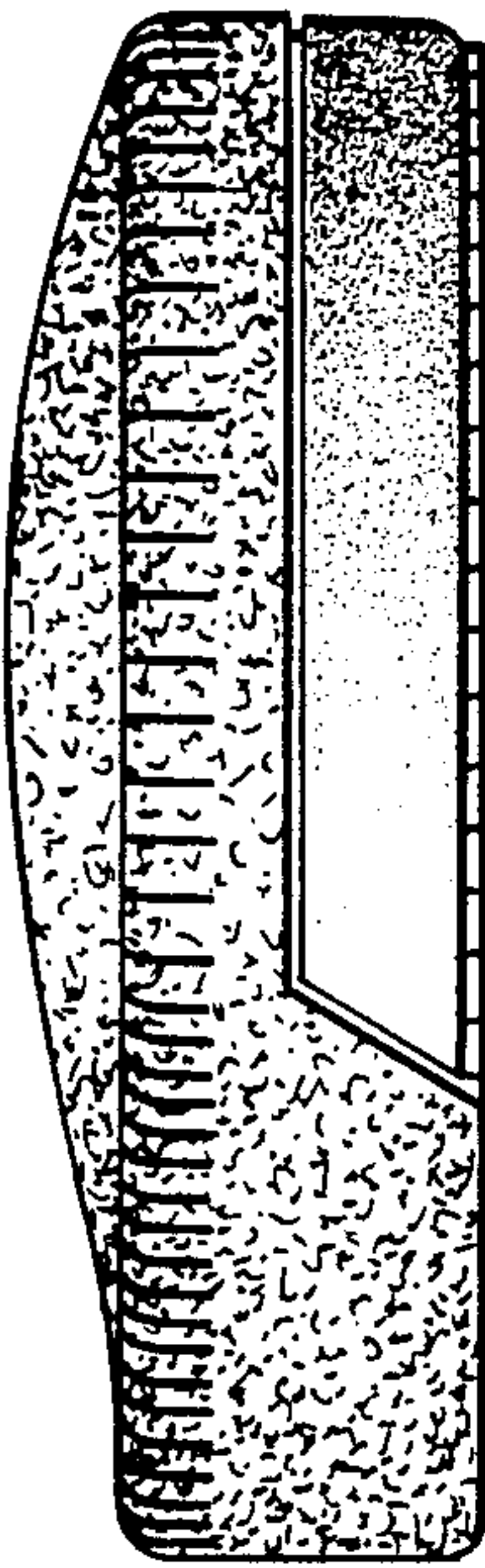


Fig. 5.




Fig. 6.

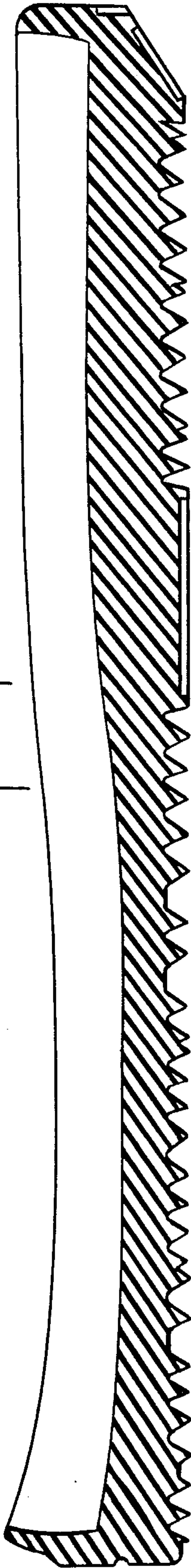


Fig. 7.

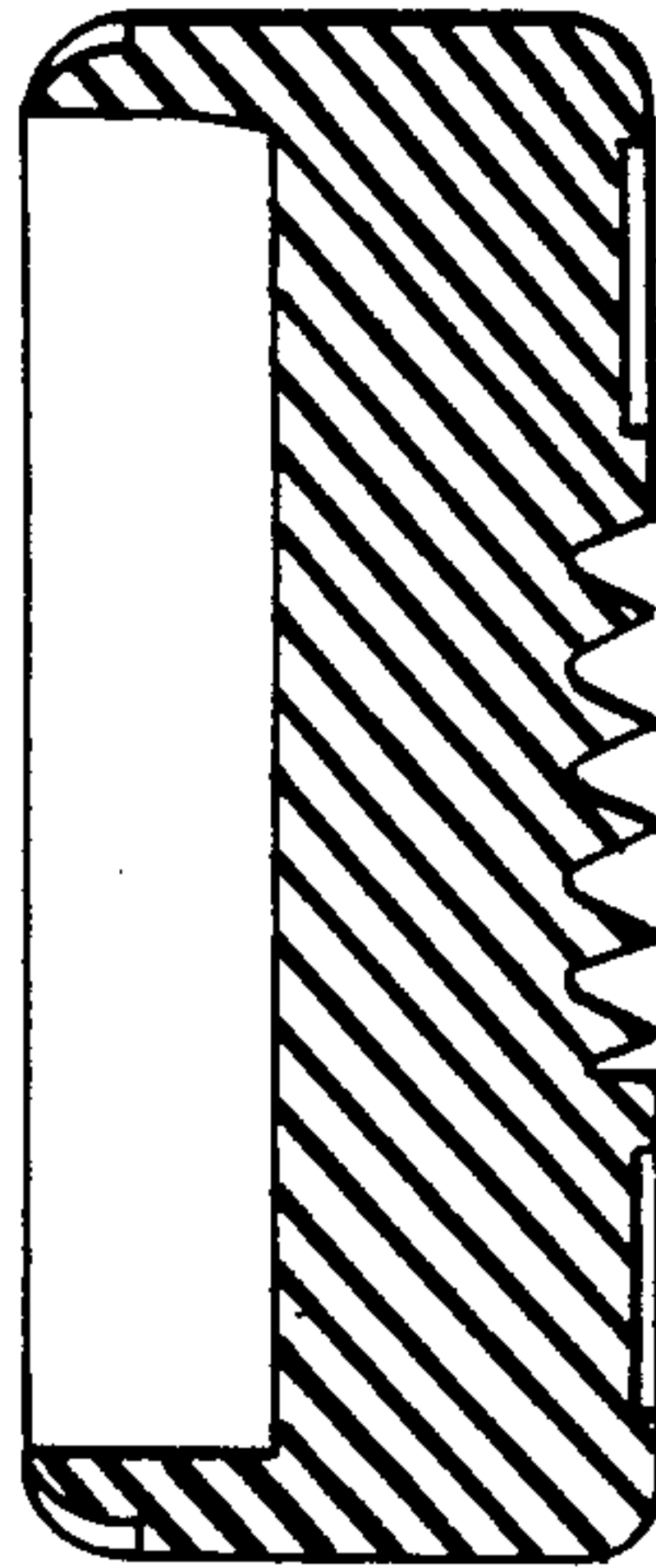


Fig. 8.



Fig. 9.

