

[54] WALL PLATE

[75] Inventor: Joan Grieb, New York, N.Y.
[73] Assignee: General Electric Company, N.Y.
[**] Term: 14 Years
[21] Appl. No.: 624,035
[22] Filed: Oct. 20, 1975
[51] Int. Cl. D8-09
[52] U.S. Cl. D8/353; D8/351
[58] Field of Search D8/179-185,
D8/350-353; 174/66; D6/241, 242

[56] References Cited

U.S. PATENT DOCUMENTS

D. 176,714 1/1956 Fitzgerald D8/350

OTHER PUBLICATIONS

Sears F & W 1968, Phila. Edition, p. 1228, item 21, Wall plate.
Sears F & W 1968, Phila. Edition, p. 1228, item 23, Wall plate.
Sweet's Catalog File, 1965, Section 13e/Jo, item 1769, Cipolling Tile.

Primary Examiner—Wallace R. Burke
Assistant Examiner—B. J. Bullock
Attorney, Agent, or Firm—Paul E. Rochford

[57] CLAIM

The ornamental design for a wall plate, as shown and described.

DESCRIPTION

FIG. 1 is a perspective photographic view of a wall plate for a switch illustrating my new design.
FIG. 2 is a photographic front elevational view of the wall plate of FIG. 1.
FIG. 3 is a photographic front elevational view of a wall plate for a duplex receptacle illustrating my new design.
FIG. 4 is a photographic front elevational view of a wall plate for two side-by-side switches illustrating my new design.
FIG. 5 is a photographic front elevational view of a wall plate for a side-by-side receptacle and switch illustrating my new design.
FIG. 6 is a rear elevational view of the wall plate of FIG. 1.
FIG. 7 is a side elevational view of the wall plate as in FIG. 1.
FIG. 8 is an end plan of the wall plate of FIG. 1.
FIG. 9 is a vertical sectional view of the wall plate of FIG. 1 taken in the direction of arrows on line 9-9 of FIG. 6;
FIG. 10 is a horizontal sectional view of the wall plate of FIG. 1 taken in the direction of the arrows on line 10-10 of FIG. 6.

© General Electric Company 1976. The drawings of this patent document contain material to which a claim of copyright is made. The copyright owner, assignee herein, has no objection to the duplication of the patent drawing, but reserves all other copyright rights whatsoever. A certified copy of the certificate of copyright registration as registered by the U.S. Copyright Office is in the file of the application of this patent.






FIG. 1




FIG. 2




FIG. 3




FIG. 4




FIG. 5

