

[54] HOUSING FOR AN ELECTRIC HEATING ELEMENT

Primary Examiner—Catherine E. Kemper
Attorney, Agent, or Firm—Michael Williams

[75] Inventor: Yogesh P. Patel, Murfreesboro, Tenn.

[57] CLAIM

The ornamental design for a housing for an electric heating element, substantially as shown.

[73] Assignee: Emerson Electric Co., St. Louis, Mo.

[**] Term: 14 Years

[21] Appl. No.: 847,729

[22] Filed: Nov. 2, 1977

[51] Int. Cl. D23—03

[52] U.S. Cl. D23/127; D23/72; D23/77

[58] Field of Search D23/72, 77, 86, 87, D23/90, 127; 219/536, 542

DESCRIPTION

FIG. 1 is a perspective view of a housing for an electric heating element, showing my new design;
FIG. 2 is a top plan view thereof,
FIG. 3 is an end view thereof, looking from the left of FIG. 2,
FIG. 4 is an end view thereof, looking from the right of FIG. 2,
FIG. 5 is a side view thereof, looking from the bottom of FIG. 2,
FIG. 6 is a side view thereof, looking from the top of FIG. 2, the view being oriented so that upper and lower parts remain in their vertical disposition of FIG. 5, and
FIG. 7 is a bottom plan view thereof.

[56] References Cited

U.S. PATENT DOCUMENTS

D. 154,067 6/1949 Reynolds, Jr. D23/87

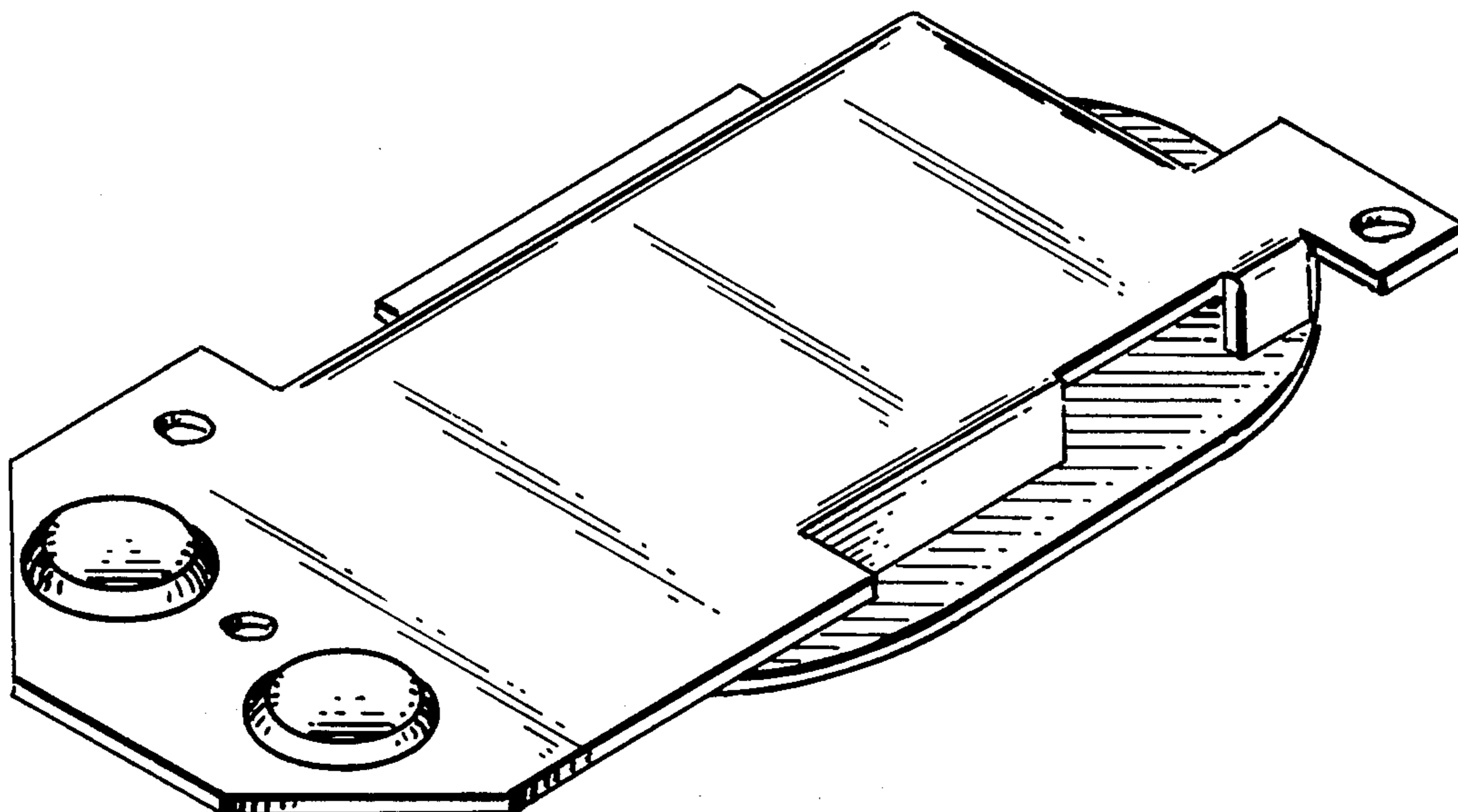


FIG. 1.




FIG. 3.



FIG. 2.

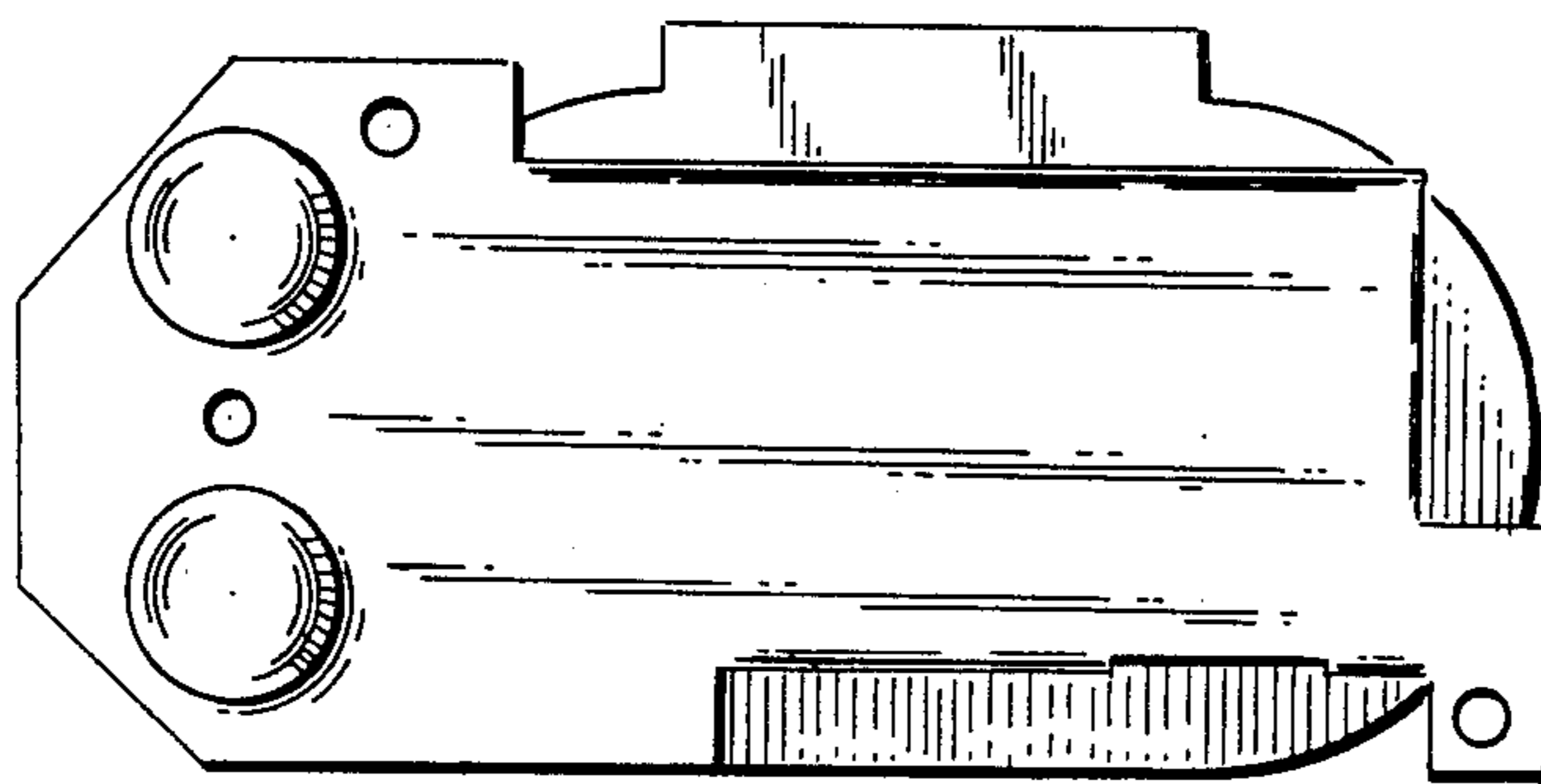


FIG. 4.



FIG. 5.

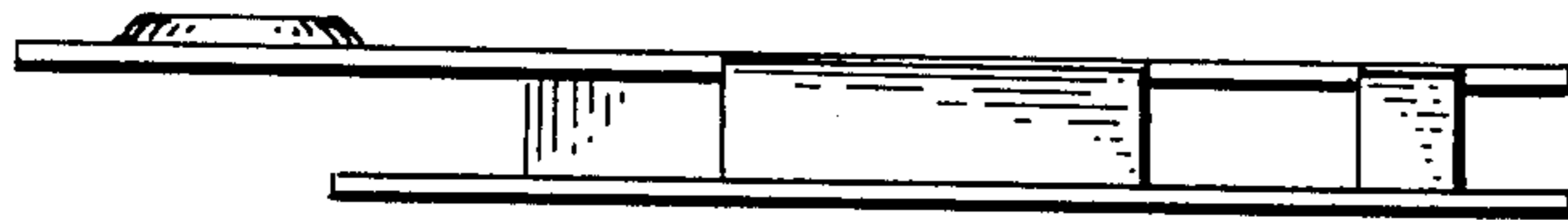


FIG. 6.




FIG. 7.

