

[54] TOY WHEEL

[75] Inventor: Bruce N. Smith, Seabrook, N.H.

[73] Assignee: Spherex, Inc.

[\*\*] Term: 14 Years

[21] Appl. No.: 915,061

[22] Filed: Jun. 12, 1978

[51] Int. Cl. .... D21-01

[52] U.S. Cl. .... D21/141; D21/109

[58] Field of Search ..... D21/137, 109, 224, 226, D21/227, 141, 128, 132, 133, 134, 136, 142; 301/7, 37 SS, 9 SC, 9 S, 58, 59, 63 R, 63 PW, 64 R, 64 SD, 66, 73, 74, 79, 86; 280/87.04 R; D12/204, 205, 135

[56] References Cited

U.S. PATENT DOCUMENTS

D. 55,801 7/1920 Lachman ..... D12/205

D. 166,863	5/1952	McLeod .....	D12/205
D. 221,424	8/1971	Golden .....	D12/135
D. 233,537	11/1974	Horner .....	D21/226
D. 249,680	9/1978	Smith .....	D12/205
2,008,330	7/1935	McGuigan .....	301/9 S

Primary Examiner—Charles A. Rademaker  
Attorney, Agent, or Firm—Norman S. Blodgett

[57] CLAIM

The ornamental design for a toy wheel, as shown.

DESCRIPTION

FIG. 1 is a front elevational view of a toy wheel showing my new design,  
FIG. 2 is a cross-sectional view thereof taken along line II—II in FIG. 1,  
FIG. 3 is a rear elevational view,  
FIG. 4 is a left side elevational view,  
FIG. 5 is a top plan view,  
FIG. 6 is a bottom plan view, and  
FIG. 7 is a right side elevational view.




FIG. 1

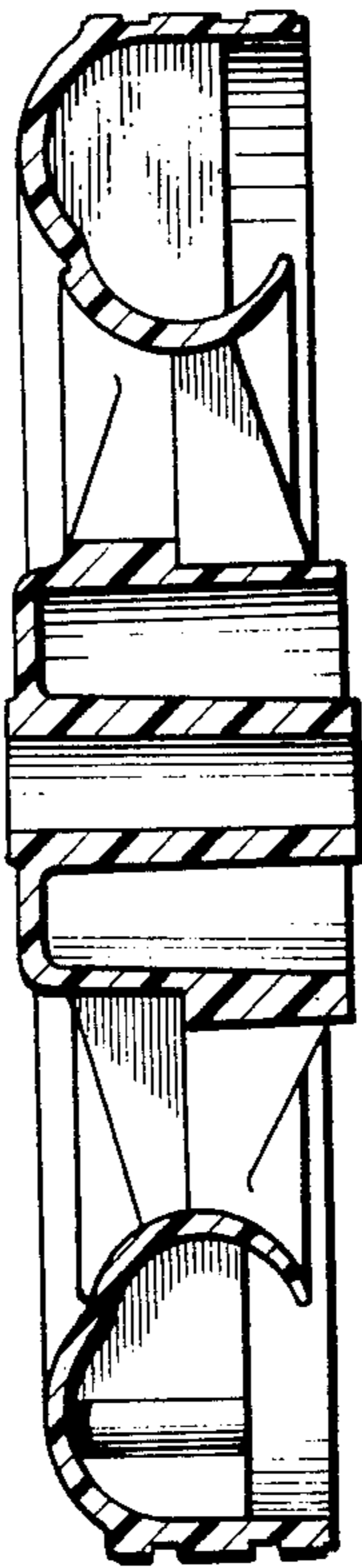



FIG. 2



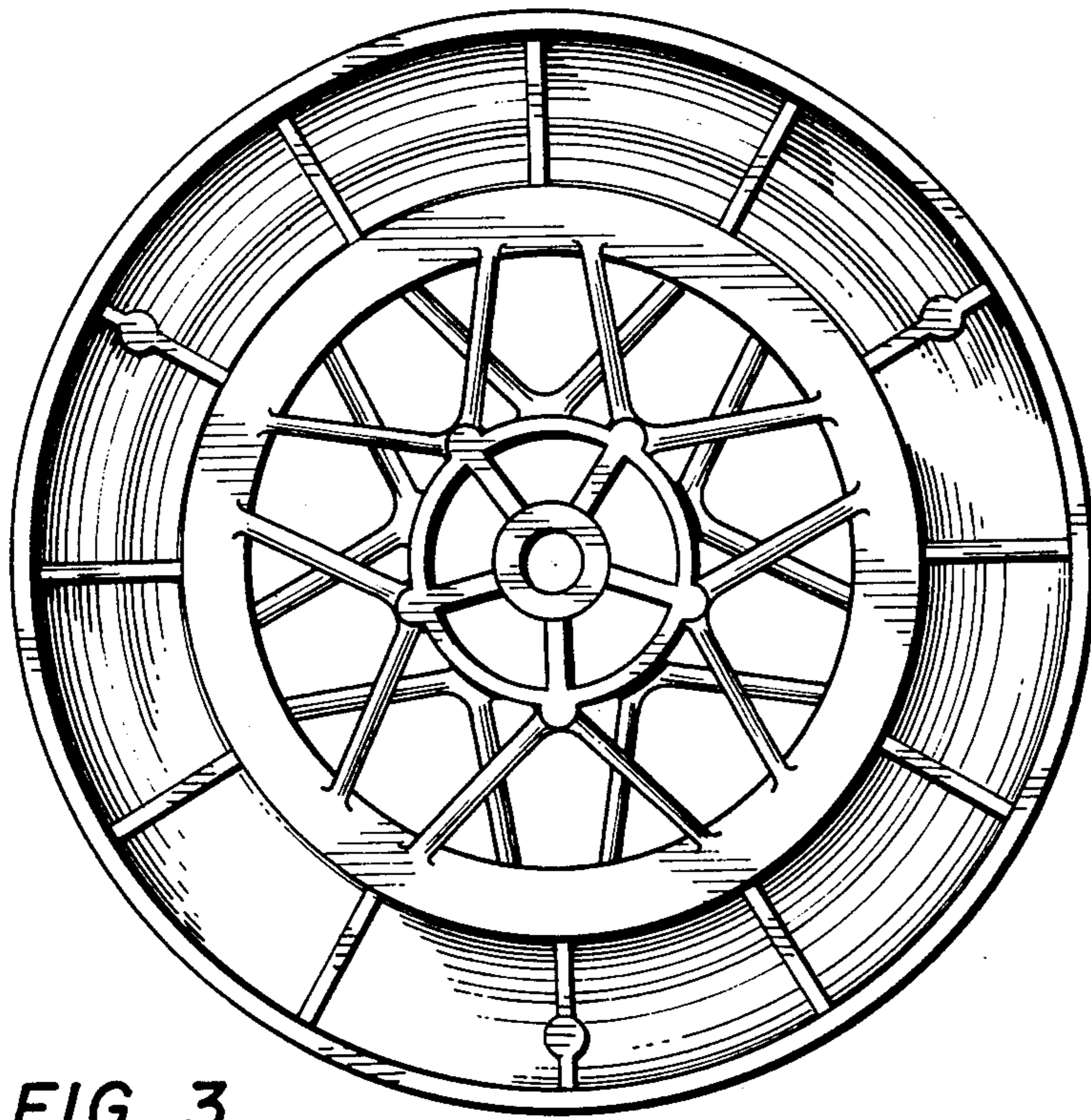


FIG. 3

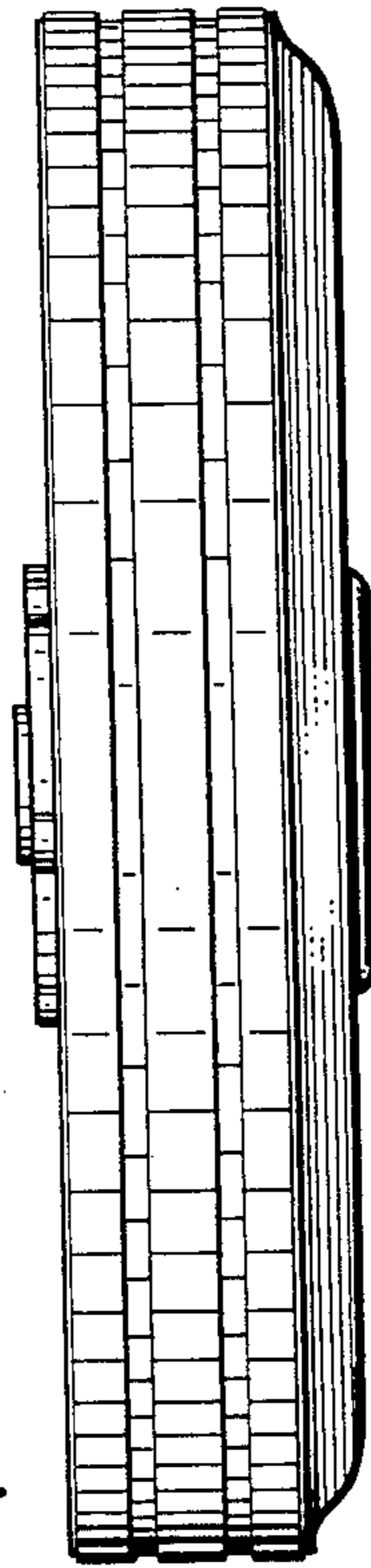


FIG. 4

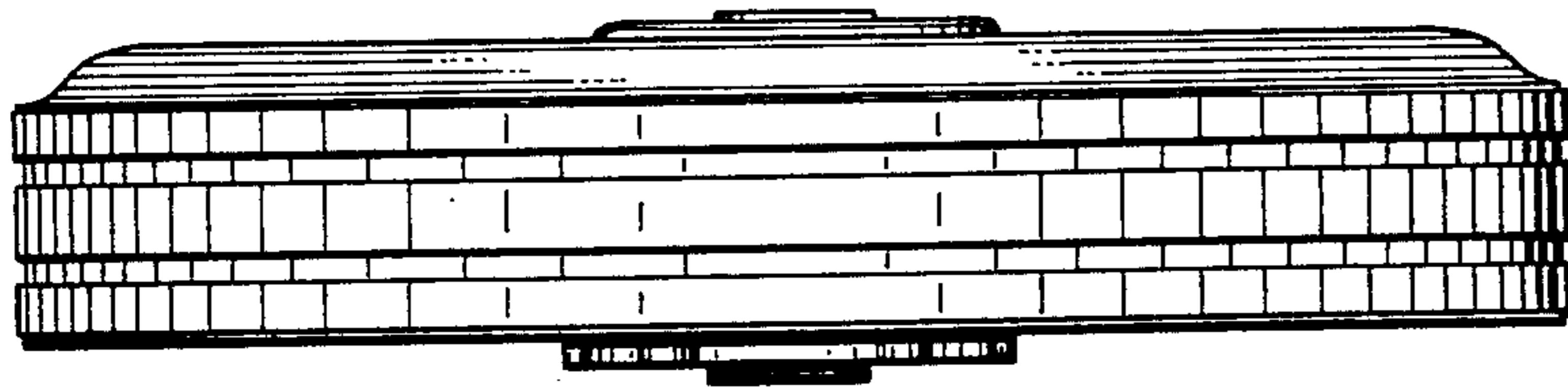


FIG. 5

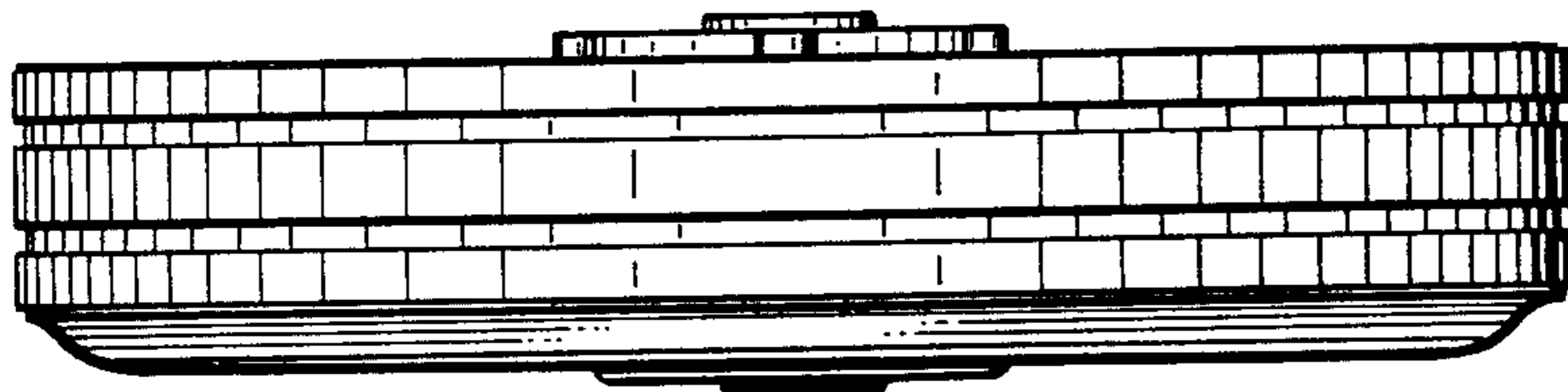


FIG. 6



FIG. 7