

[54] CLOCK

[76] Inventor: Stephen P. Diskin, 613 S. Ridgeley Dr., #202, Los Angeles, Calif. 90036

[**] Term: 14 Years

[21] Appl. No.: 925,889

[22] Filed: Jul. 18, 1978

[51] Int. Cl. D10-01

[52] U.S. Cl. D10/15; D10/22

[58] Field of Search D10/15, 1, 2, 22, 23, D10/21; 58/1, 2, 125 C, 127 R, 23 R, 50 R, 4 R, 4 A, 6 R, 6 A, 144

[56] References Cited

U.S. PATENT DOCUMENTS

D. 234,149	1/1975	Rowman	D10/15 R
2,757,508	8/1956	Zanetti	58/2
3,849,978	11/1974	Davis	58/2 X
3,875,736	4/1975	Gulko	58/125 C X

FOREIGN PATENT DOCUMENTS

482863 7/1953 Italy 58/125 C

OTHER PUBLICATIONS

Gifts & Dec. Access.-2/71-p. 68-Clock at bottom-left.
Jeweler's Circular-Keystone-3/5/74-p. 26-Clock-2nd from top.

Primary Examiner-Nelson C. Holtje
Attorney, Agent, or Firm-Paul D. Supnik

[57] CLAIM

The ornamental design for a clock, substantially as shown and described.

DESCRIPTION

FIG. 1 is a perspective view taken from the top, front and left side of a clock showing my new design; FIG. 2 is a front elevational view thereof; FIG. 3 is a right side elevational view thereof; FIG. 4 is a left side elevational view thereof; FIG. 5 is a rear elevational view thereof; FIG. 6 is a top plan view thereof; and FIG. 7 is a plan view thereof.

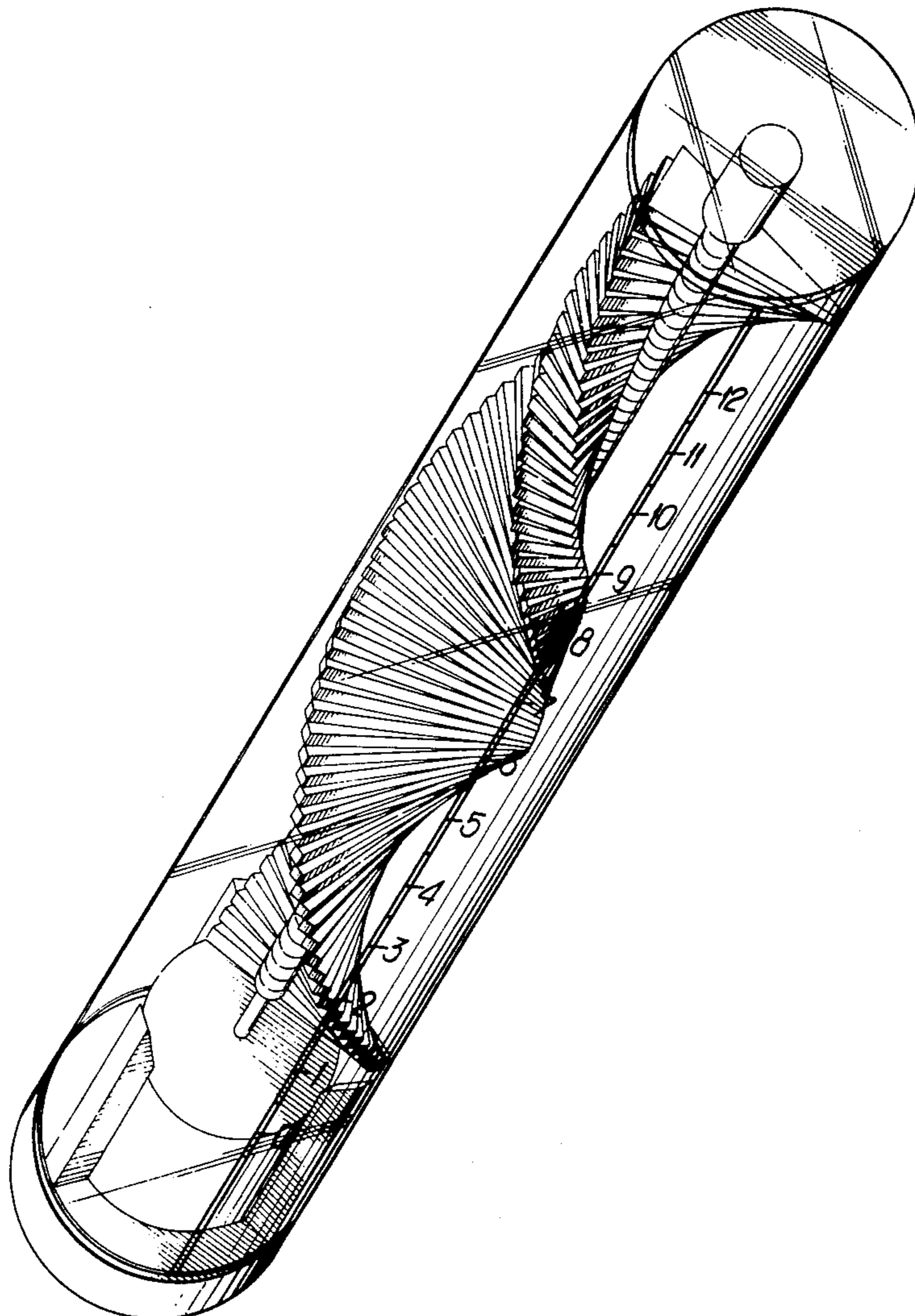


FIG. 1.

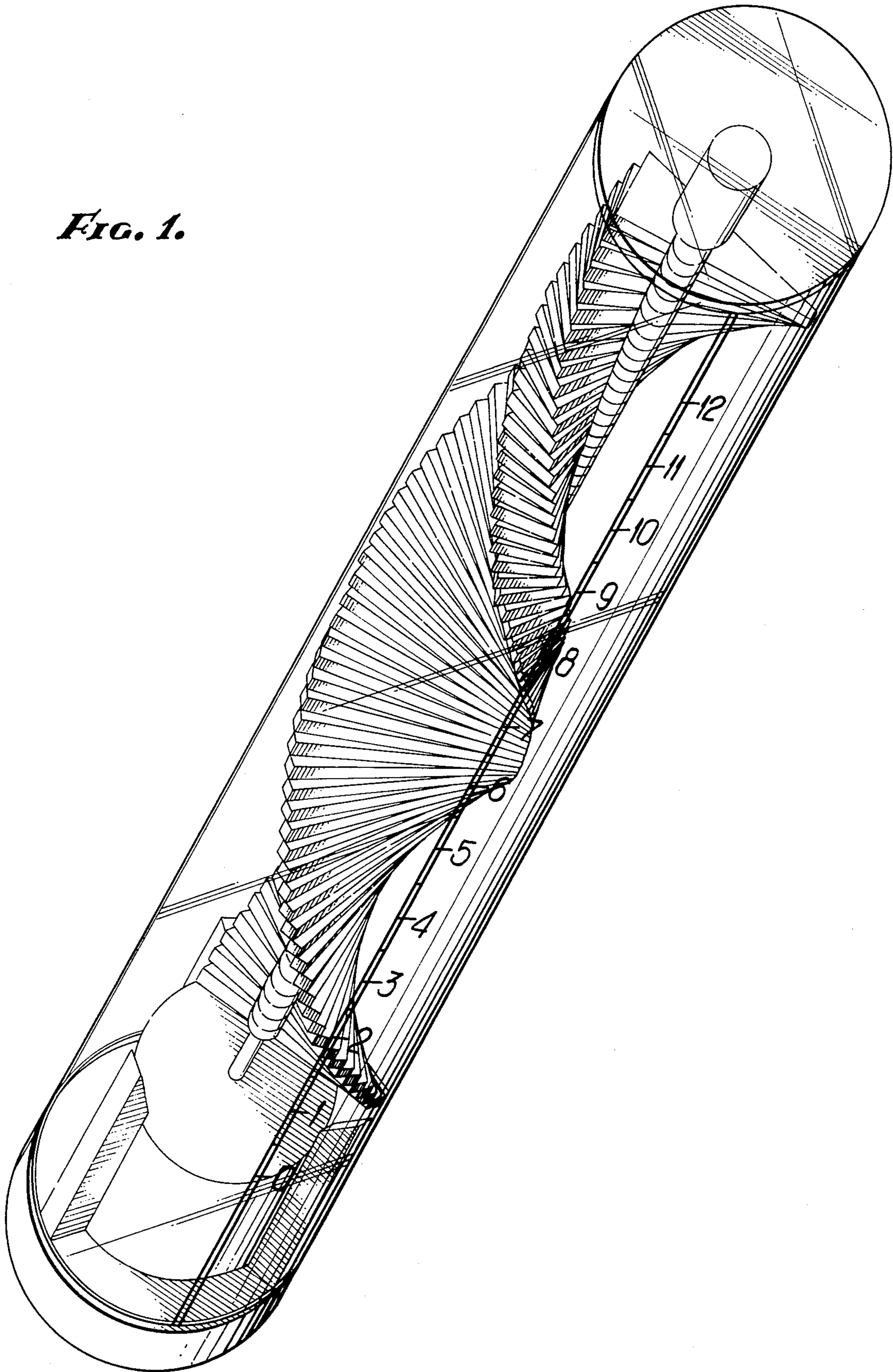


FIG. 2.

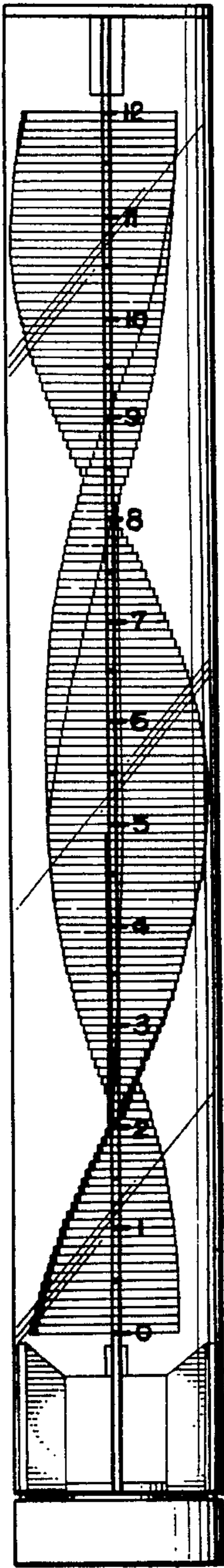


FIG. 3.

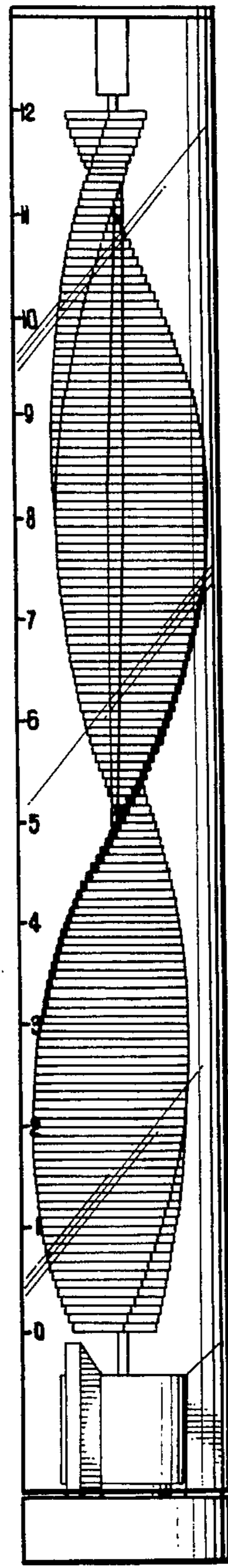


FIG. 4.

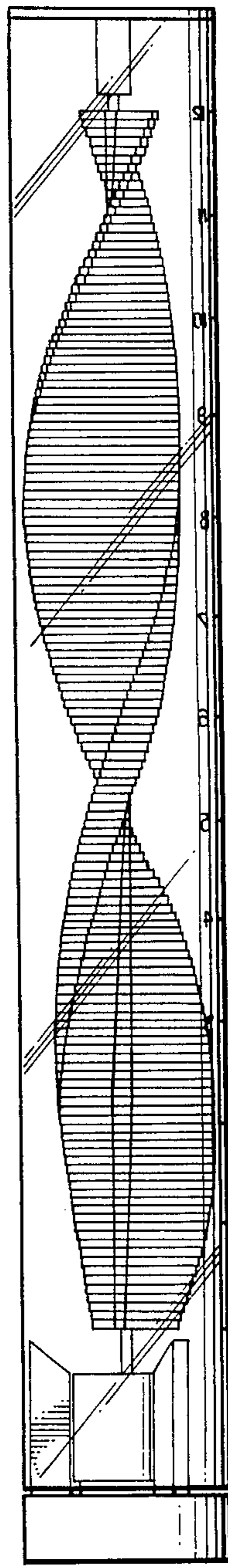


FIG. 5.

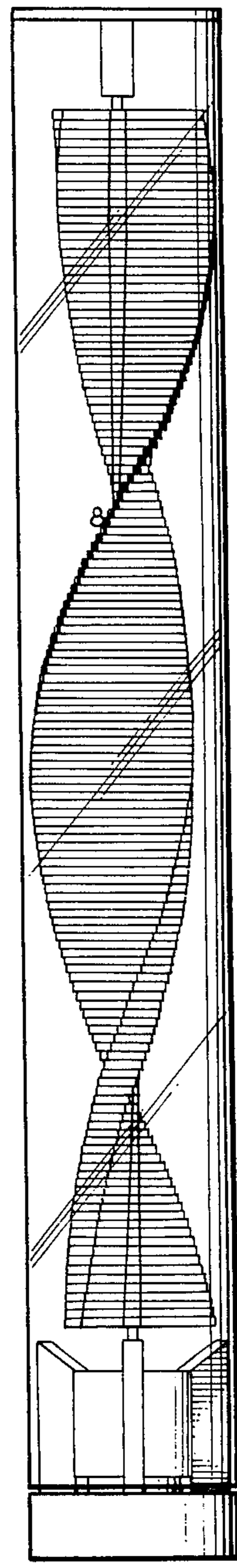


FIG. 6




FIG. 7.

