

[54] **OVEN RACK UTENSIL**

[76] Inventor: **Charles W. Slagle, IV**, P.O. Box 79,
Bethany Beach, Del. 19930

[**] Term: **14 Years**

[21] Appl. No.: **28,834**

[22] Filed: **Apr. 10, 1979**

[51] Int. Cl. **D07-99**

[52] U.S. Cl. **D7/99; D7/102**

[58] Field of Search **294/27 R; D8/16, 17,**
D8/18; D7/99, 102, 132

1,045,679 11/1912 Cronin 29/278
 1,555,605 9/1925 Pomeroy 294/26
 2,571,943 10/1951 Ray et al. 294/26

OTHER PUBLICATIONS

Oven Rack Puller Sample, made in Yugoslavia.

Primary Examiner—Winifred E. Herrmann

Attorney, Agent, or Firm—William E. Schuyler, Jr.

[57] **CLAIM**

The ornamental design for an oven rack utensil, substantially as shown and described.

DESCRIPTION

FIG. 1 is a perspective view of an oven rack utensil showing my new design.

FIG. 2 is a side elevational view thereof. The other side is a mirror image of the side shown.

FIG. 3 is a bottom plan view thereof.

FIG. 4 is an elevational view of one end thereof.

FIG. 5 is an elevational view of the other end thereof.

[56] **References Cited**

U.S. PATENT DOCUMENTS

D. 28,940	6/1898	Miller	D7/132
D. 231,182	4/1974	Pasquale	D7/102
94,794	9/1869	Walker	294/27 R X
114,860	5/1871	Robbins	294/27 R
602,324	4/1898	Hautsch	294/27 R X

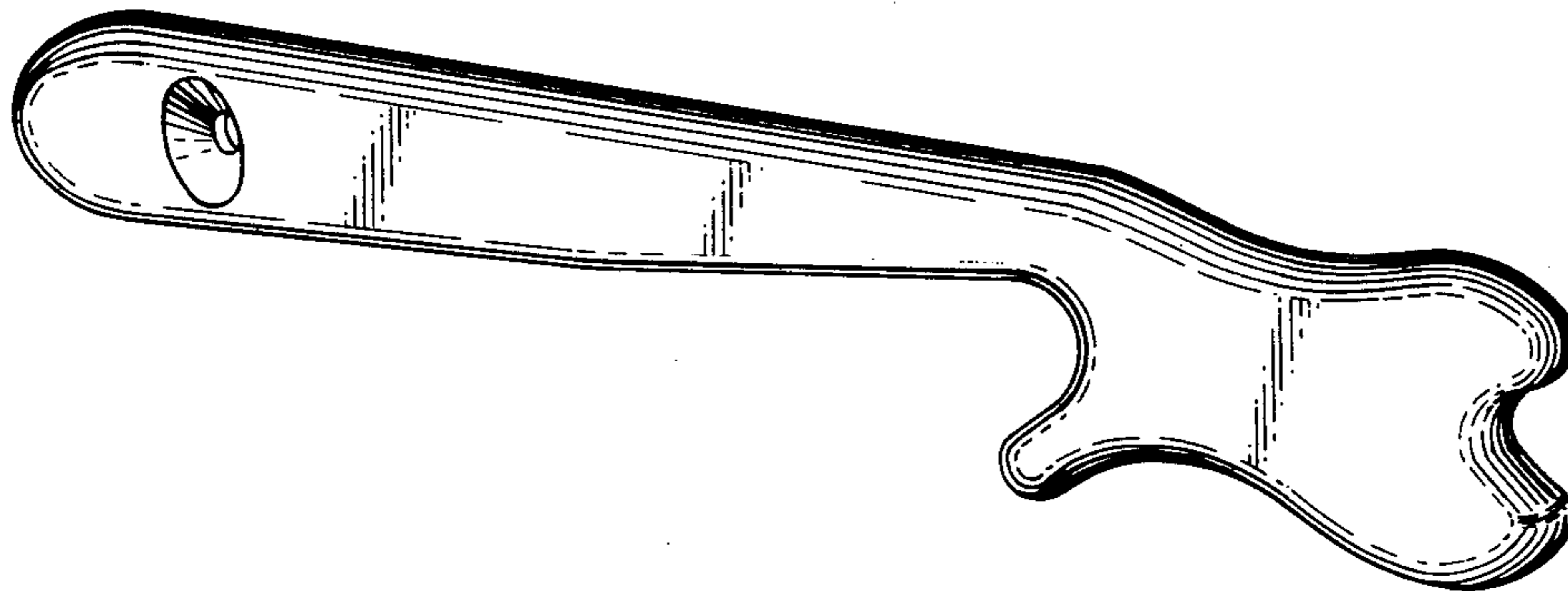


FIG. 1.

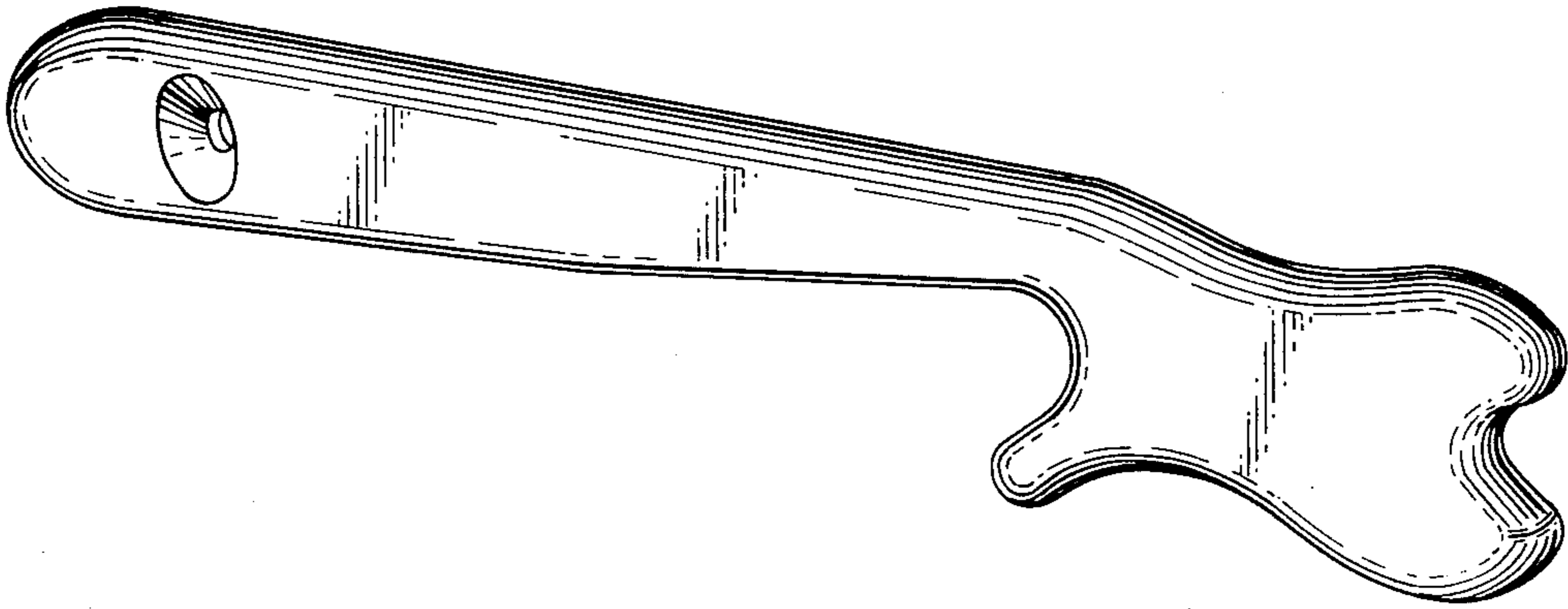


FIG. 2.

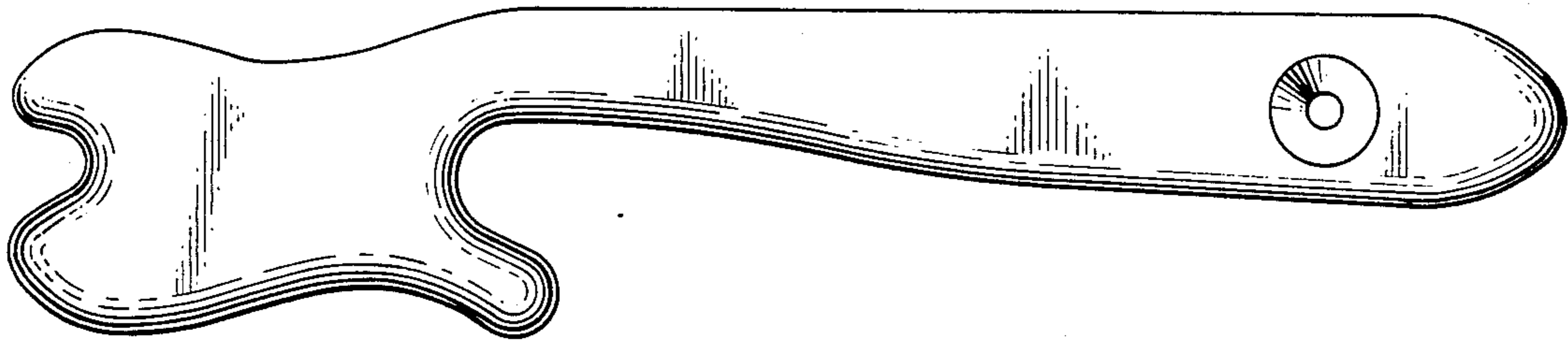


FIG. 3.




FIG. 4.



FIG. 5.

