

[54] CABINET FOR TOYS OR SIMILAR ARTICLE

[75] Inventor: Iwakichi Ogawa, Kashiwa, Japan

[73] Assignee: Takara Co., Ltd., Japan

[\*\*] Term: 14 Years

[21] Appl. No.: 901,277

[22] Filed: Apr. 28, 1978

[51] Int. Cl. .... D6-04

[52] U.S. Cl. .... D6/154; D21/148

[58] Field of Search ..... D21/1, 30, 59, 109,  
D21/115, 121, 148, 180, 189, 190, 241, 240;  
272/8 N, 8 R; D6/5, 11, 152, 153, 154;  
D11/55-85; D99/3; D9/33, 198

[56] References Cited

U.S. PATENT DOCUMENTS

D. 72,003	2/1927	Cudlipp .....	D21/180
D. 202,503	10/1965	Hines .....	D6/152
D. 218,326	8/1970	Hyman .....	D6/152

OTHER PUBLICATIONS

Schwartz Catalog, 1976-1977, p. 28, item L, "Snoopy" Magic Set.

Jeweler's Circular Keystone, 2-1977, front cover, Figure.

Primary Examiner—Charles A. Rademaker

Attorney, Agent, or Firm—Harold L. Jackson

[57] CLAIM

The ornamental design for a cabinet for toys or similar article, substantially as shown and described.

DESCRIPTION

FIG. 1 is a front perspective view of a cabinet for toys or similar article showing my new design;

FIG. 2 is a left side elevational view thereof shown on a slightly enlarged scale;

FIG. 3 is a front elevational view thereof;

FIG. 4 is a rear elevational view thereof;

FIG. 5 is a top plan view thereof, and

FIG. 6 is a bottom plan view thereof.

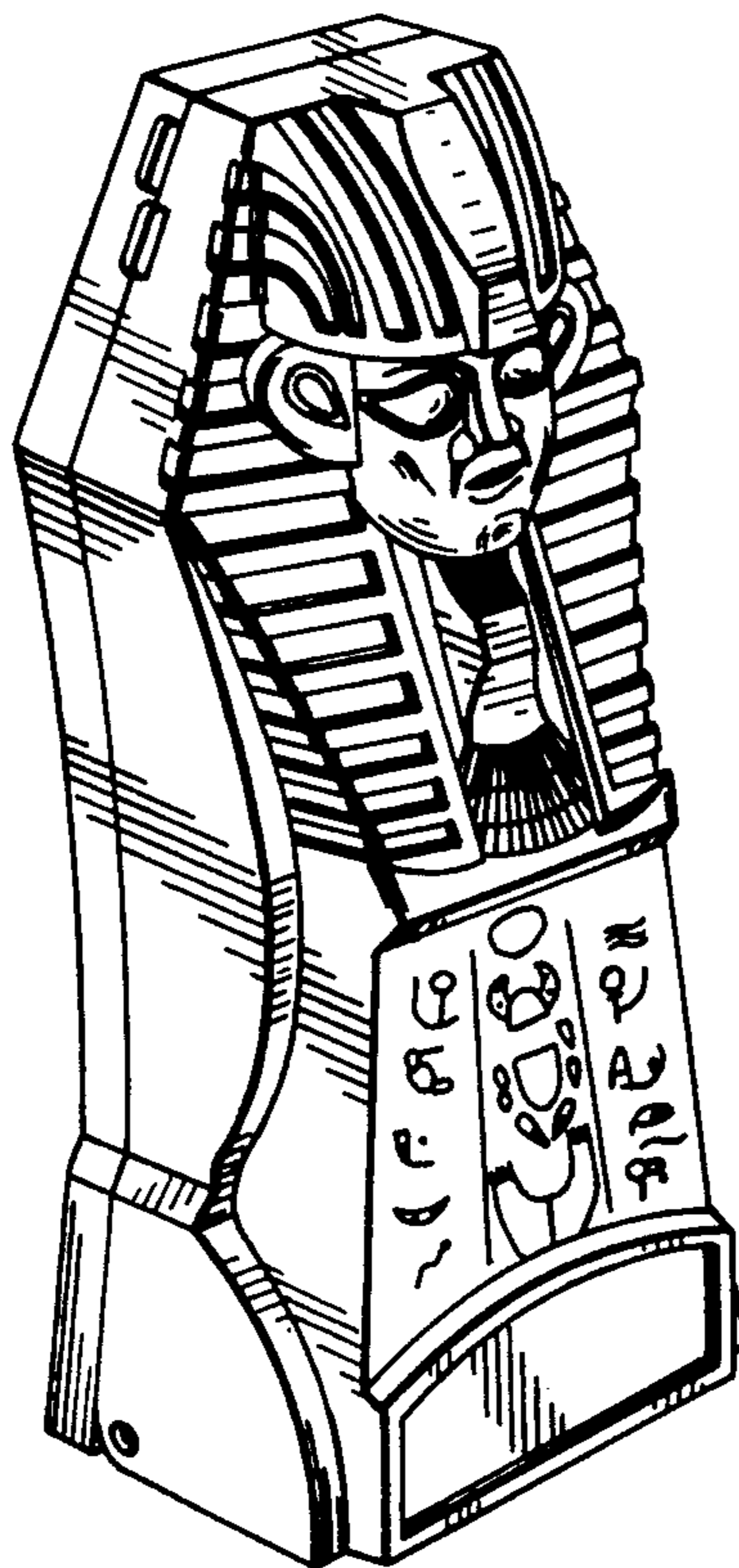


FIG. 1



FIG. 2

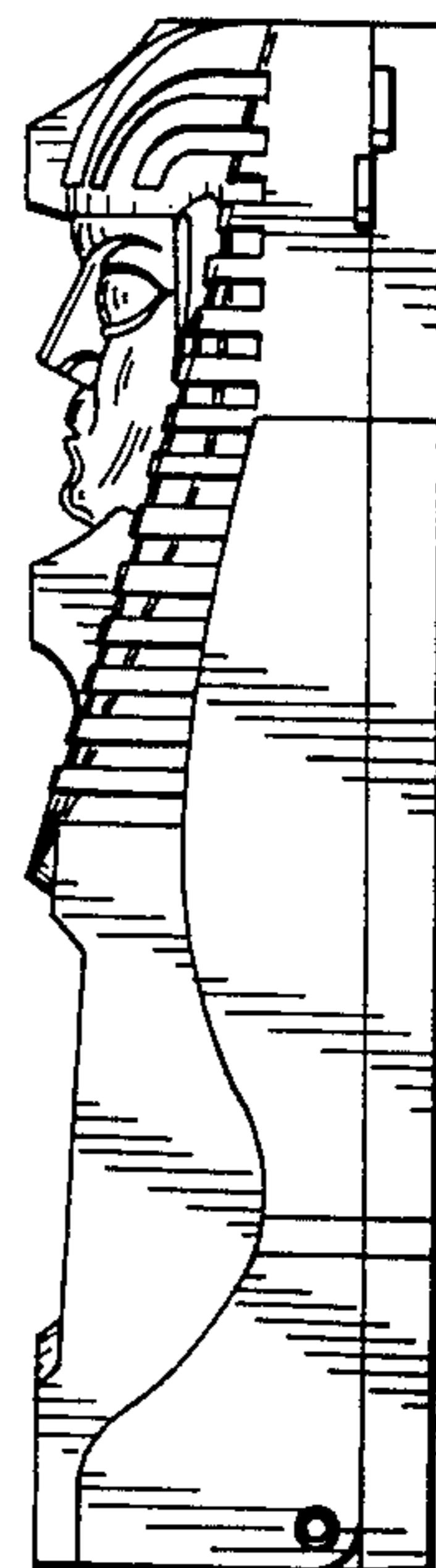


FIG. 3

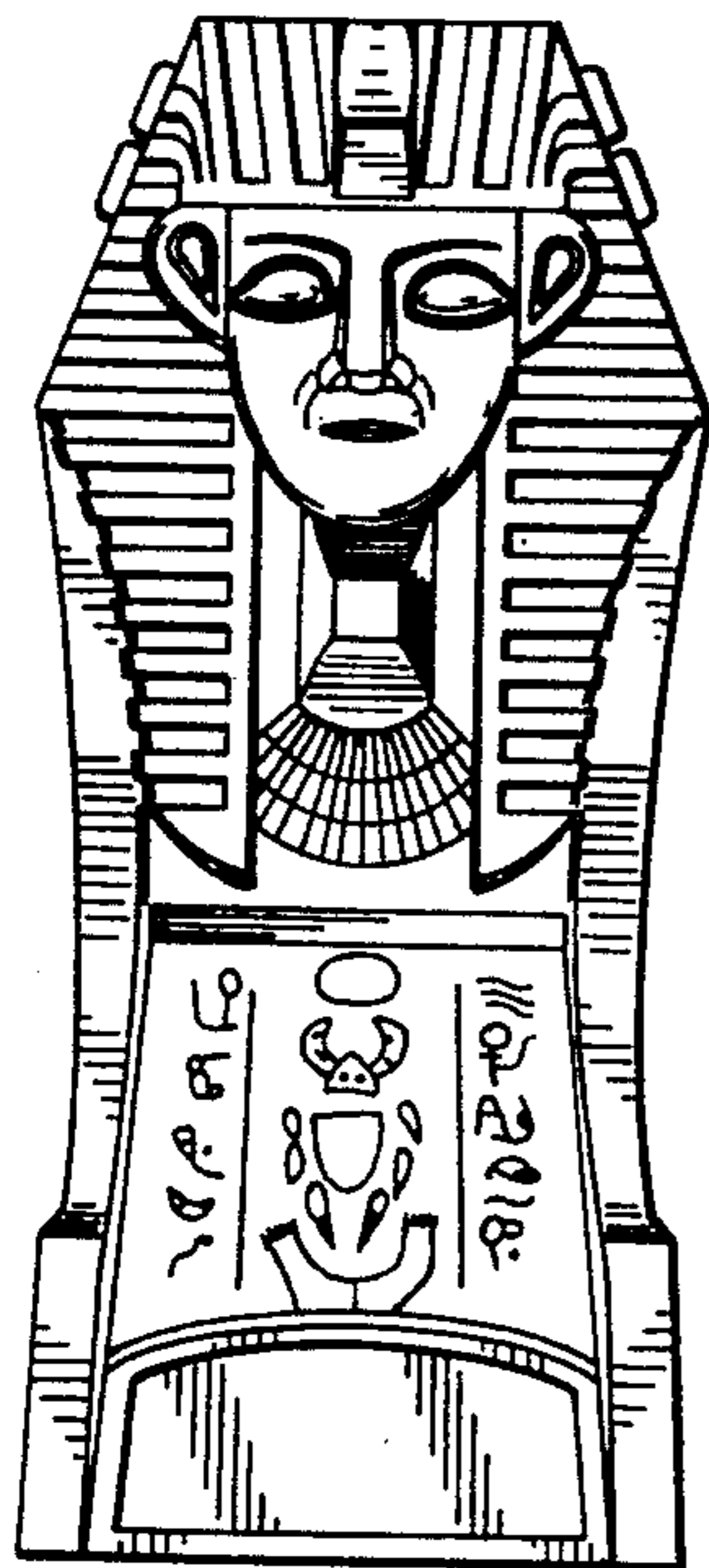


FIG. 4




FIG. 5




FIG. 6

